

**SUZUKI**

PARTS CATALOGUE

# DF100A/115A

DF100AT

DF115AT

DF115AZ



**OUTBOARD MOTOR**

E01/E40

2012-8

1ST EDITION

## PREFACE

When it becomes necessary to replace parts on SUZUKI OUTBOARD MOTORS, always use SUZUKI GENUINE PARTS which have passed a strict inspection which guarantees quality and performance.

This parts catalogue covers the list of all service parts for SUZUKI DF100A/115A production start 2012.

### INSTRUCTIONS FOR QUOTING THE CATALOGUE

#### 1. DIMENSIONS

Dimensions of the parts in this catalogue are indicated in unit millimeters.

#### 2. ABBREVIATIONS

Abbreviations used in this catalogue are as follows:

AR	: As required	NT	: Number of teeth
ASSY	: Assembly	OPT	: Optional
E. NO.	: Engine number	OS	: Over size
F. NO.	: Frame number	STD	: Standard
D	: Diameter of material	T	: Thickness
ID	: Inside diameter	US	: Under size
OD	: Outside diameter	W	: Width
L	: Length	W/	: with
LH(PORT)	: Left hand side	L,X	: Transom type
RH(STBD)	: Right hand side	SUS	: Stainless steel
~123456	: Up to E. NO. 11502F-123456	PTT	: Power trim and tilt
123456~	: From E. NO. 11502F-123456		

12 x 34 x 5.6..... Figures in the description column  
| | | show the dimensions of parts.  
ID OD T(or W,L)

→12345-56781 (Parts No.) : indicates that the parts number was changed to 12345-56781 and the new parts are interchangeable with the former ones but the former ones are not interchangeable with new ones.

←12345-56781 (Parts No.) : indicates that the former and new parts are interchangeable with each other and both are usable.

#### 3. INNER PARTS OF ASSEMBLY

Part name with a dot (.) in front as shown in the description column indicates the component of the assembly also available individually.

#### 4. MODIFICATION NOTICE

A parts bulletin will be sent to you on all occasions when changes in parts occur, including interchangeable modifications between new parts and old ones.

#### 5. NOTE

5-1. There are some different parts from those of production models among spare parts for the administrative reasons and common use of them with other models.

5-2. In respect of rubber hoses and vinyl tubes, please be sure to use them by cutting off according to the length mentioned on parts catalogue or what is actually required on the vehicle.

5-3. Note that the drawings on the illustration page are for ready reference of spare parts number, not to be used as an assembly manual.  
When assembling, use "SUZUKI SERVICE MANUAL".

#### 6. MODEL NAME AND ENGINE NUMBER

MODEL	DESTINATION	TYPE	TRANSOM	ENGINE NO.
DF100AT	E01, E40	10002F	L, X	10003F-310001~
DF115AT	E01, E40	11502F	L, X	11503F-310001~
DF115AZ	E01, E40	11502Z	L, X	11503Z-310001~

MILLIMETER → INCH CONVERSION CHART  
 TABLEAU DE CONVERSION DE MILLIMETRES → POUCES  
 CUADRO DE CONVERSION A UNIDAD DE MILIMETRO → PULGADA  
 MILLIMETER → ZOLL UMRECHNUNGSTABELLE

	0	1	2	3	4	5	6	7	8	9
00	.000	.039	.079	.118	.157	.197	.236	.276	.315	.354
10	.394	.433	.472	.512	.551	.591	.630	.669	.709	.748
20	.787	.827	.866	.906	.945	.984	1.024	1.063	1.102	1.142
30	1.181	1.220	1.260	1.299	1.339	1.378	1.417	1.457	1.496	1.535
40	1.575	1.614	1.654	1.693	1.732	1.772	1.811	1.850	1.890	1.929
50	1.969	2.008	2.047	2.087	2.126	2.165	2.205	2.214	2.283	2.323
60	2.362	2.402	2.441	2.480	2.520	2.559	2.598	2.638	2.677	2.717
70	2.756	2.795	2.835	2.874	2.913	2.953	2.992	3.031	3.071	3.110
80	3.150	3.189	3.228	3.268	3.307	3.346	3.386	3.425	3.465	3.504
90	3.543	3.583	3.622	3.661	3.701	3.740	3.780	3.819	3.858	3.898

How to read  
 Mode de lecture  
 Modo de leer  
 Anleitung

	0	1	2	3	4
00	---	---	---	---	---
10	---	---	---	---	---
20	---	---	0.906	---	---
30	---	---	---	---	---

23 millimeters equal 0.906 inch  
 23 millimeters equalent 0.906 pouce  
 23 milimetros = 0.906 pulgada  
 23 millimeter entspricht 0.906 zoll

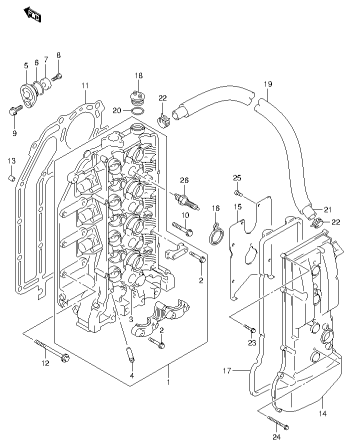
Contents are subject to change without notice or obligation

Les matieres traitees sont susceptibles d'être modifiées sans Préavis  
 Obligation de notre part.

El contenido está sujeto a modificaciones sin previo aviso.

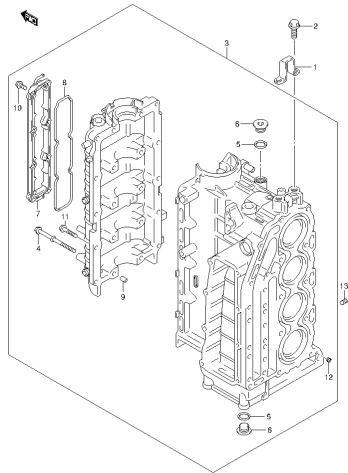
Änderungen vorbehalten.

FIG.1



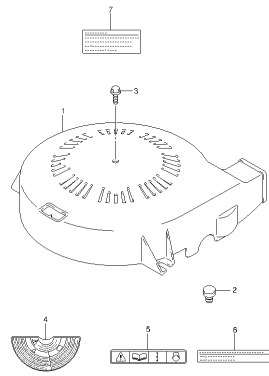
DF100A\_11SA\_E91\_013\_001  
CYLINDER HEAD

FIG.2



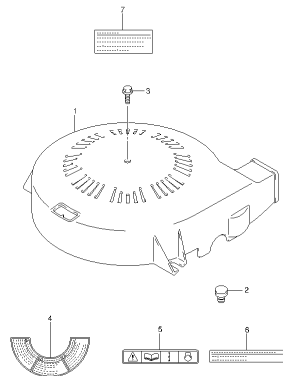
DF100A\_11SA\_E91\_013\_002  
CYLINDER BLOCK

FIG.3



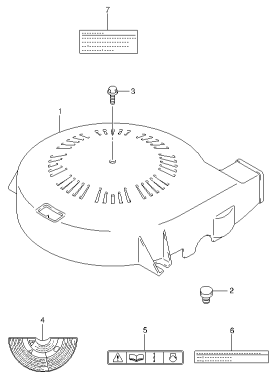
DF100A\_11SA\_E91\_013\_003  
RING GEAR COVER

FIG.4



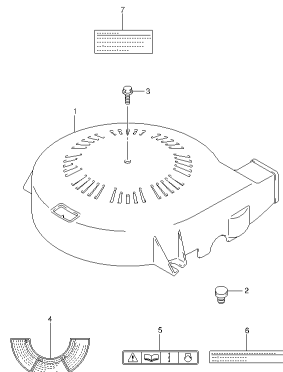
DF100A\_11SA\_E91\_013\_004  
RING GEAR COVER

FIG.5



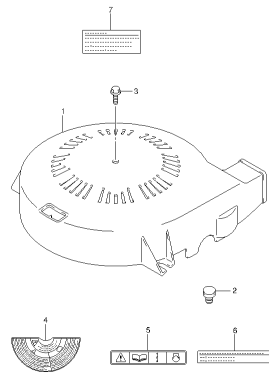
DF100A\_11SA\_E91\_013\_005  
RING GEAR COVER

FIG.6



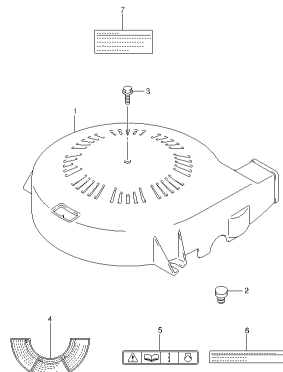
DF100A\_11SA\_E91\_013\_006  
RING GEAR COVER

FIG.7



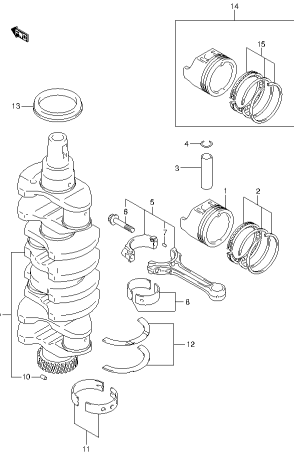
DF100A\_11SA\_E91\_013\_007  
RING GEAR COVER

FIG.8



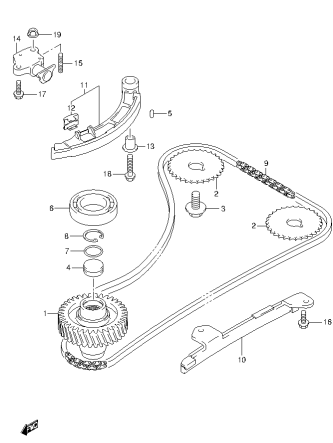
DF100A\_11SA\_E91\_013\_008  
RING GEAR COVER

FIG.9



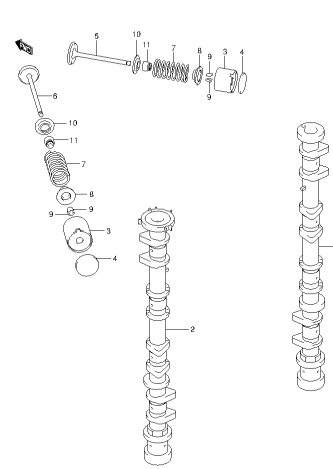
DF100A\_115A\_E91\_013\_009  
CRANKSHAFT

FIG.10



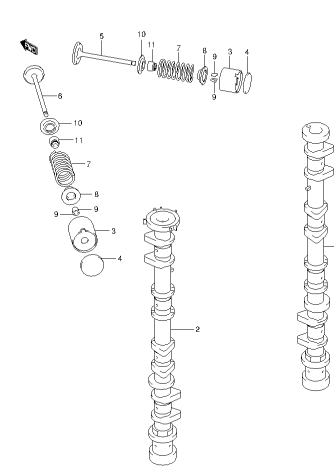
DF100A\_115A\_E91\_013\_010  
TIMING CHAIN

FIG.11



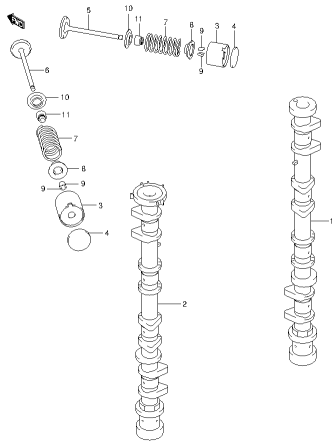
DF100A\_115A\_E91\_013\_011  
CAMSHAFT

FIG.12



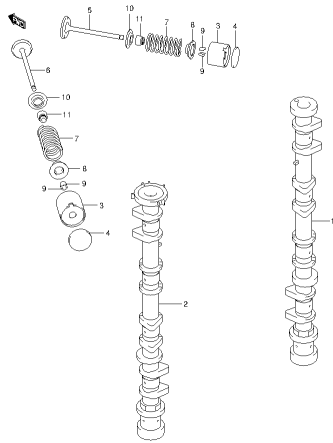
DF100A\_115A\_E91\_013\_012  
CAMSHAFT

FIG.13



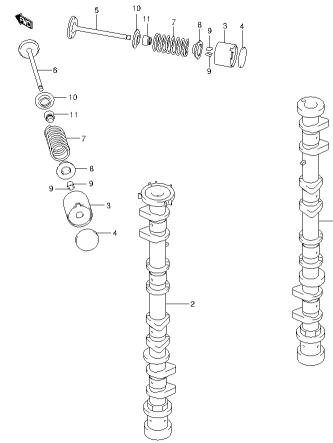
DF100A\_115A\_E91\_013\_013  
CAMSHAFT

FIG.14



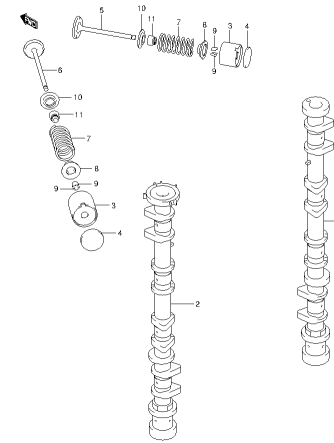
DF100A\_115A\_E91\_013\_014  
CAMSHAFT

FIG.15



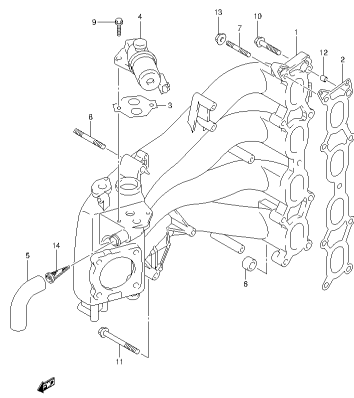
DF100A\_115A\_E91\_013\_015  
CAMSHAFT

FIG.16



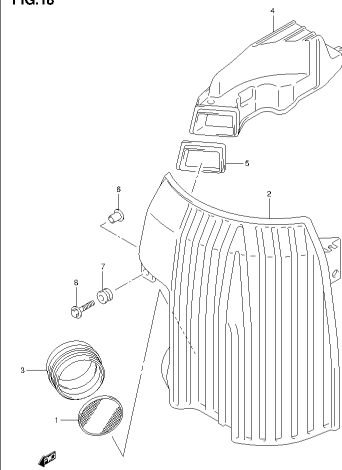
DF100A\_115A\_E91\_013\_016  
CAMSHAFT

**FIG.17**



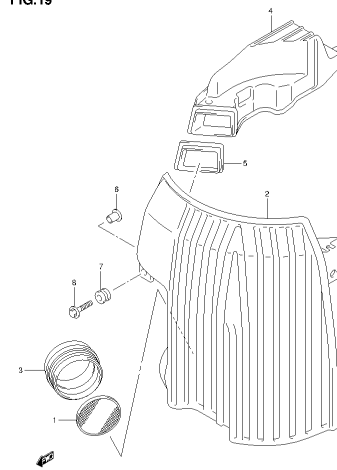
DF100A\_11SA\_EP1\_013\_017  
INTAKE MANIFOLD

**FIG.18**



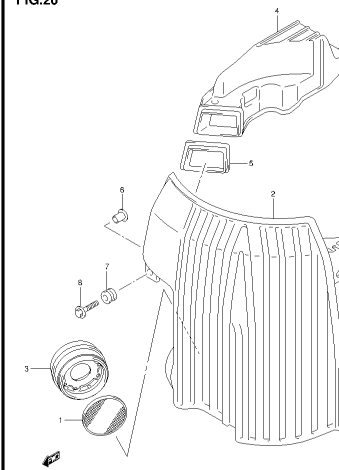
DF100A\_11SA\_EP1\_013\_018  
SILENCER

**FIG.19**



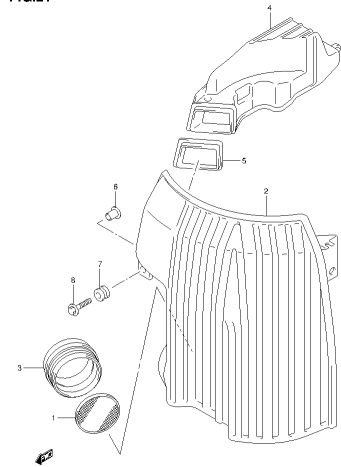
DF100A\_11SA\_EP1\_013\_019  
SILENCER

**FIG.20**



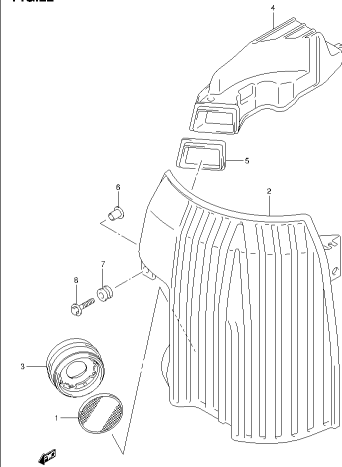
DF100A\_11SA\_EP1\_013\_020  
SILENCER

**FIG.21**



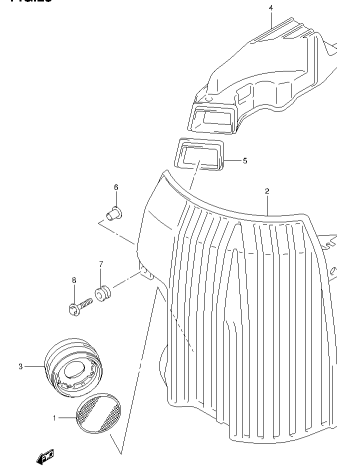
DF100A\_11SA\_EP1\_013\_021  
SILENCER

**FIG.22**



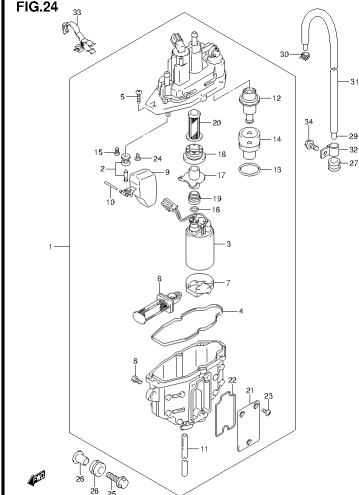
DF100A\_11SA\_EP1\_013\_022  
SILENCER

**FIG.23**



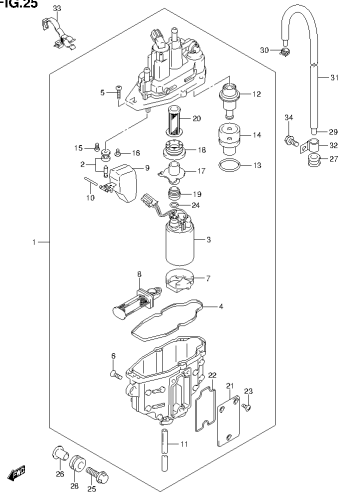
DF100A\_11SA\_EP1\_013\_023  
SILENCER

**FIG.24**



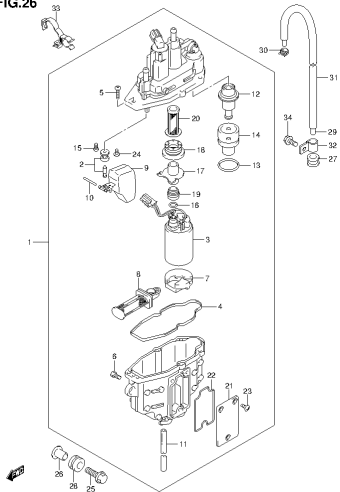
DF100A\_11SA\_EP1\_013\_024  
FUEL VAPOR SEPARATOR

**FIG.25**



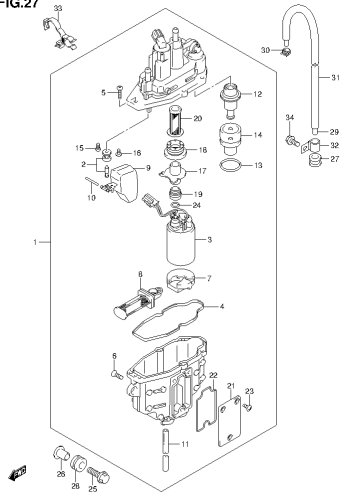
DF100A\_11SA\_E91\_913\_005  
FUEL VAPOR SEPARATOR

**FIG.26**



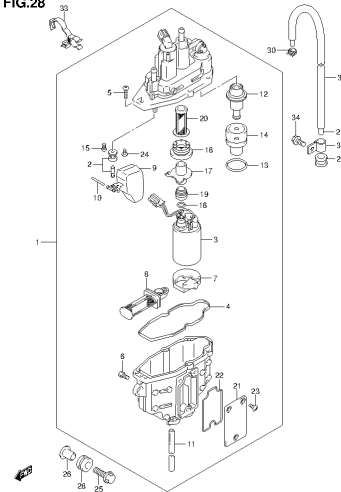
DF100A\_11SA\_E91\_913\_006  
FUEL VAPOR SEPARATOR

**FIG.27**



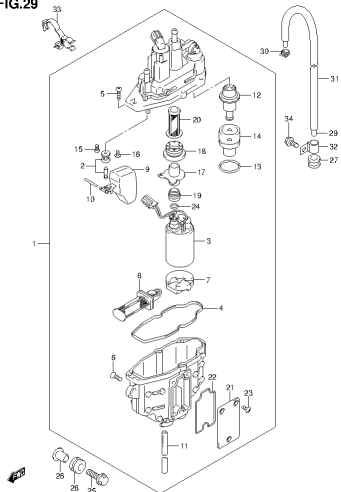
DF100A\_11SA\_E91\_913\_007  
FUEL VAPOR SEPARATOR

**FIG.28**



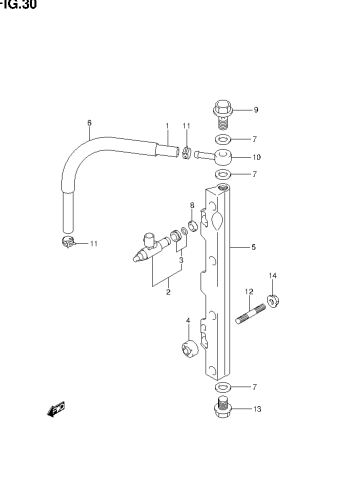
DF100A\_11SA\_E91\_913\_008  
FUEL VAPOR SEPARATOR

**FIG.29**



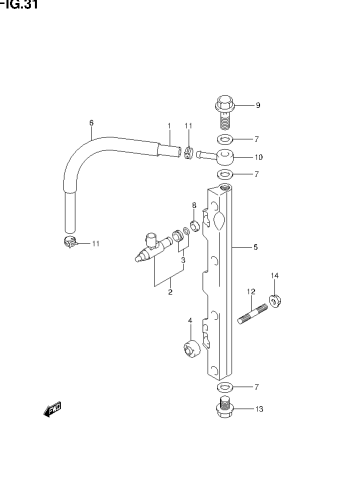
DF100A\_11SA\_E91\_913\_009  
FUEL VAPOR SEPARATOR

**FIG.30**



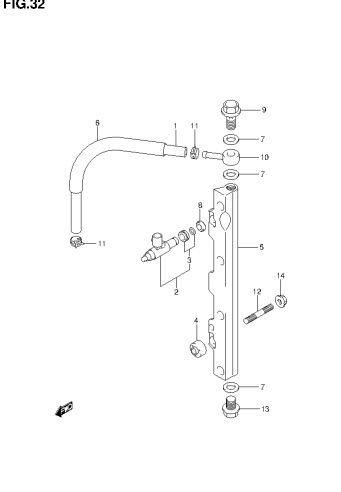
DF100A\_11SA\_E91\_913\_030  
FUEL INJECTOR

**FIG.31**



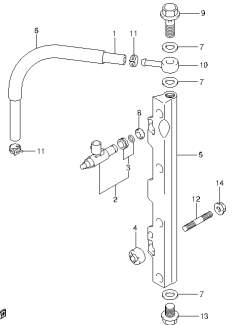
DF100A\_11SA\_E91\_913\_031  
FUEL INJECTOR

**FIG.32**



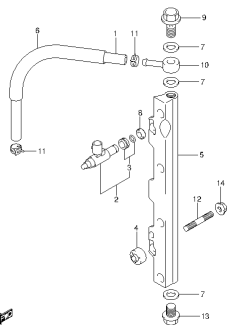
DF100A\_11SA\_E91\_913\_032  
FUEL INJECTOR

**FIG.33**



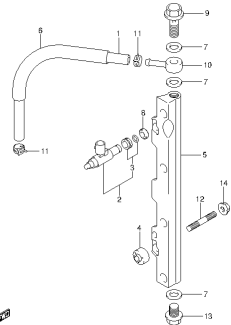
DF100A\_115A\_E91\_013\_093  
FUEL INJECTOR

**FIG.34**



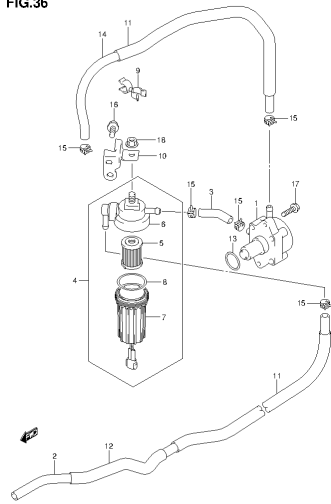
DF100A\_115A\_E91\_013\_094  
FUEL INJECTOR

**FIG.35**



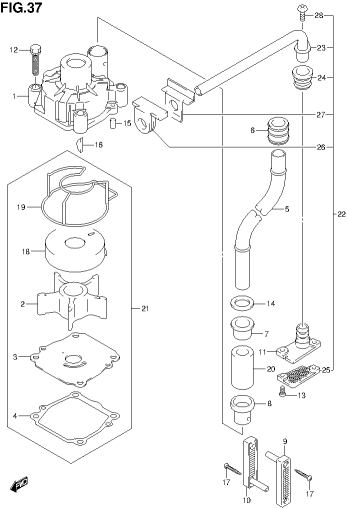
DF100A\_115A\_E91\_013\_095  
FUEL INJECTOR

**FIG.36**



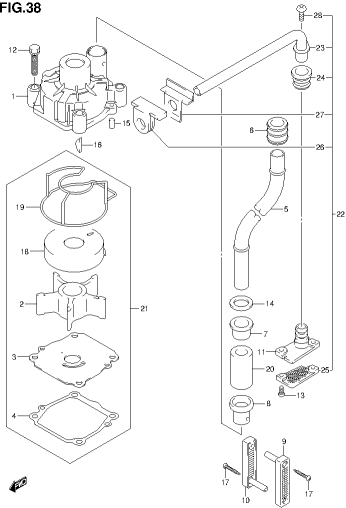
DF100A\_115A\_E91\_013\_098  
FUEL PUMP

**FIG.37**



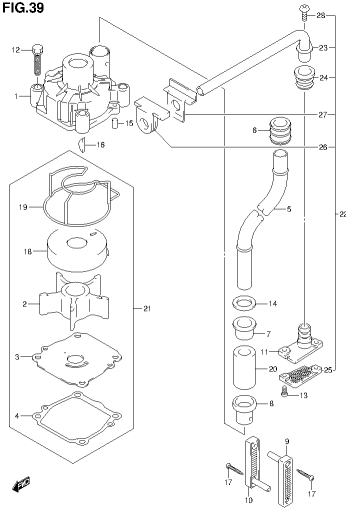
DF100A\_115A\_E91\_013\_097  
WATER PUMP

**FIG.38**



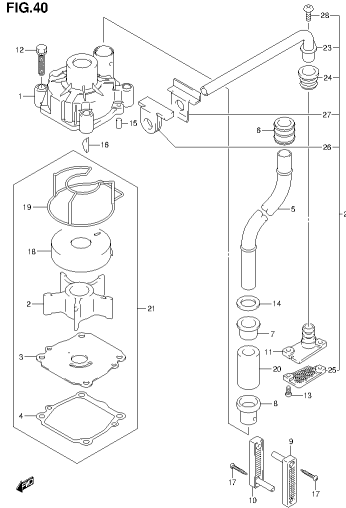
DF100A\_115A\_E91\_013\_098  
WATER PUMP

**FIG.39**

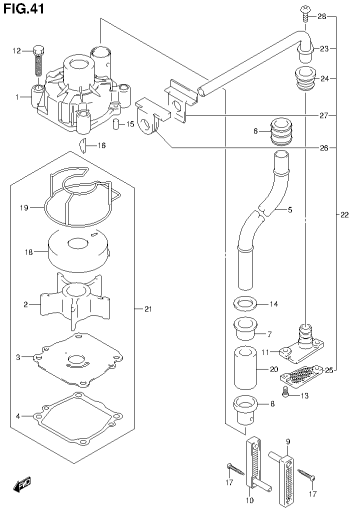
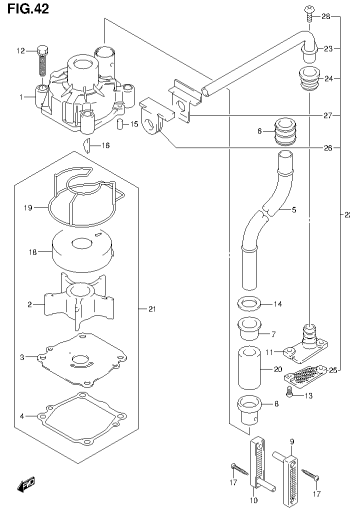
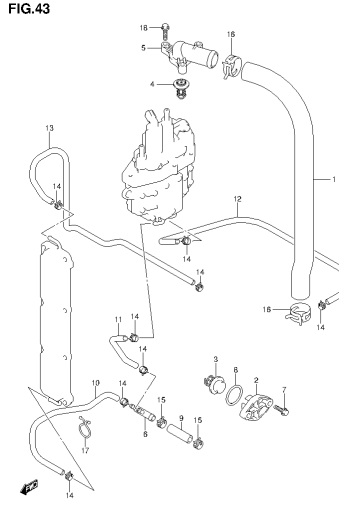
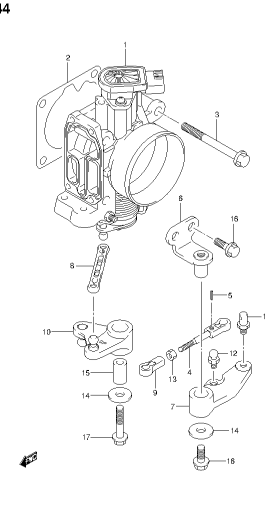
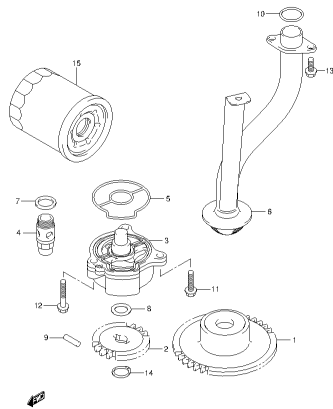
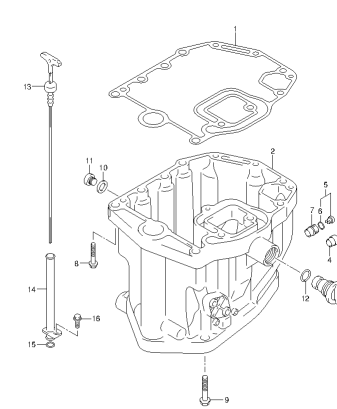
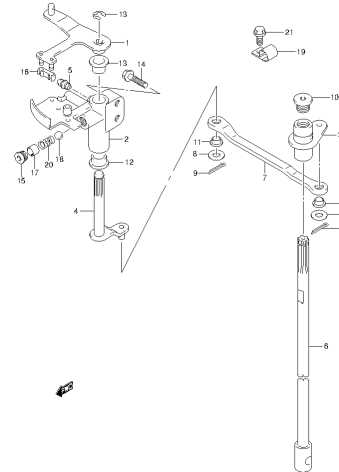
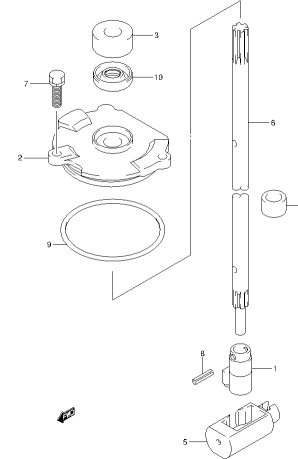


DF100A\_115A\_E91\_013\_099  
WATER PUMP

**FIG.40**



DF100A\_115A\_E91\_013\_040  
WATER PUMP

**FIG.41****DF100A\_11SA\_E91\_013\_041**  
WATER PUMP**FIG.42****DF100A\_11SA\_E91\_013\_042**  
WATER PUMP**FIG.43****DF100A\_11SA\_E91\_013\_043**  
THERMOSTAT**FIG.44****DF100A\_11SA\_E91\_013\_044**  
THROTTLE BODY**FIG.45****DF100A\_11SA\_E91\_013\_045**  
OIL PUMP**FIG.46****DF100A\_11SA\_E91\_013\_046**  
OIL PAN**FIG.47****DF100A\_11SA\_E91\_013\_047**  
CLUTCH SHAFT**FIG.48****DF100A\_11SA\_E91\_013\_048**  
SHIFT ROD

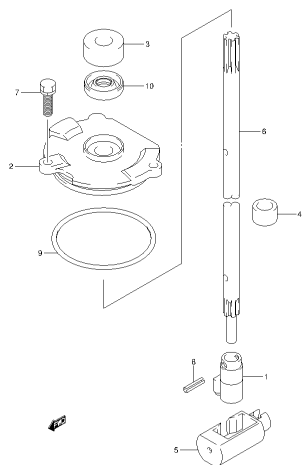
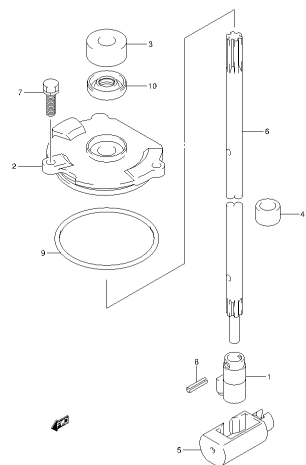
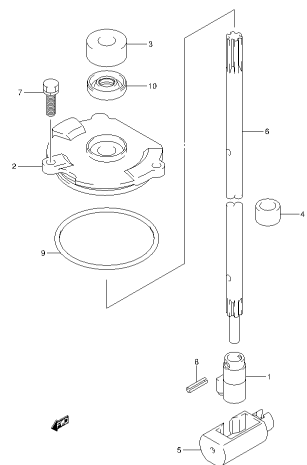
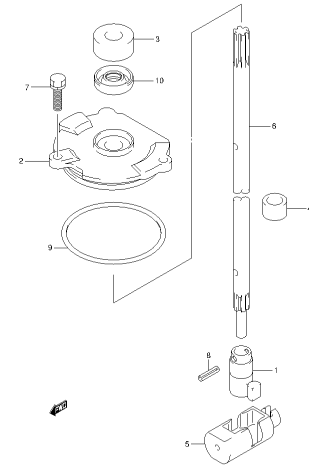
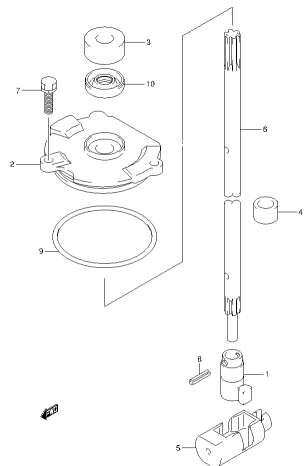
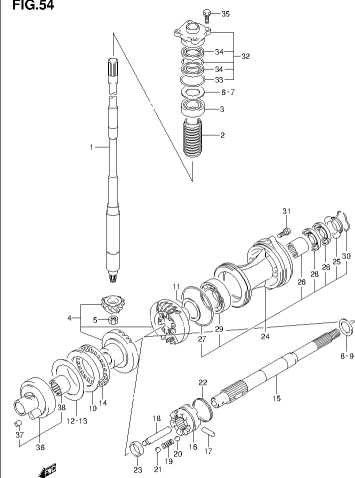
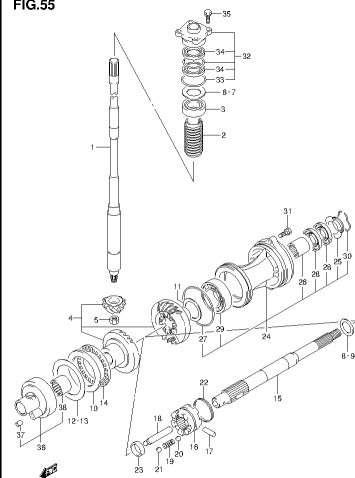
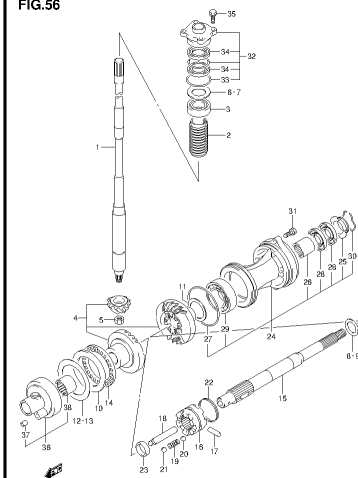
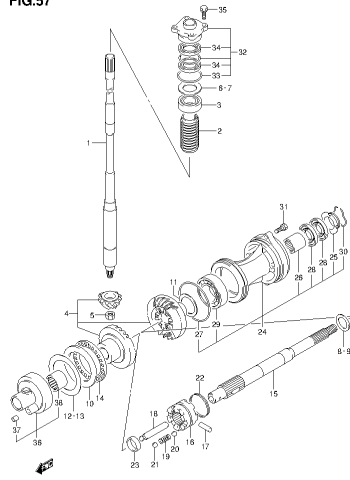
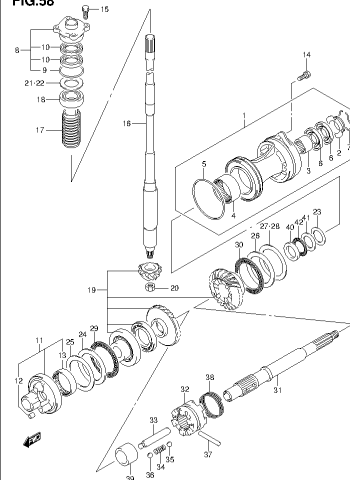
**FIG.49**DF100A\_115A\_E91\_013\_049  
SHIFT RCD**FIG.50**DF100A\_115A\_E91\_013\_050  
SHIFT RCD**FIG.51**DF100A\_115A\_E91\_013\_051  
SHIFT RCD**FIG.52**DF100A\_115A\_E91\_013\_052  
SHIFT RCD**FIG.53**DF100A\_115A\_E91\_013\_053  
SHIFT RCD**FIG.54**DF100A\_115A\_E91\_013\_054  
TRANSMISSION**FIG.55**DF100A\_115A\_E91\_013\_055  
TRANSMISSION**FIG.56**DF100A\_115A\_E91\_013\_056  
TRANSMISSION

FIG.57



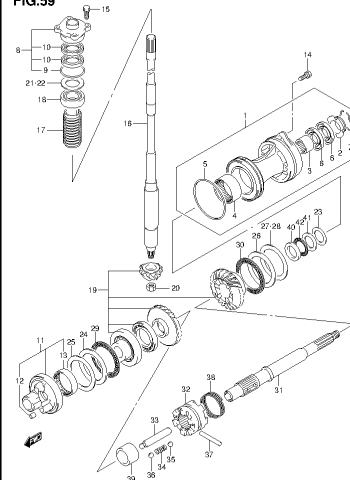
DF100A\_11SA\_E91\_013\_067  
TRANSMISSION

FIG.58



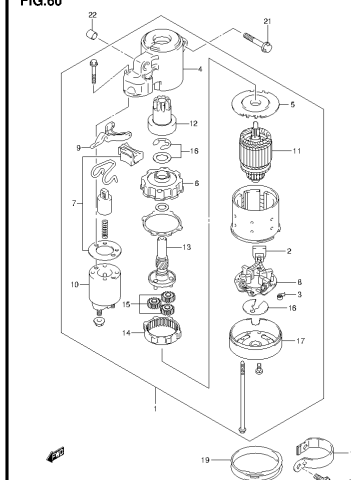
DF100A\_11SA\_E91\_013\_068  
TRANSMISSION

FIG.59



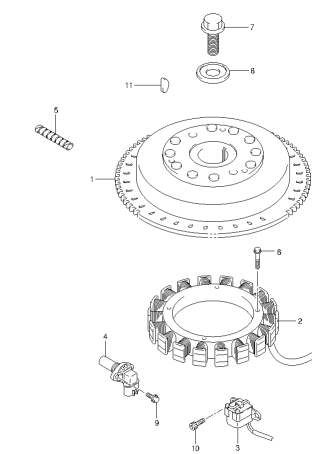
DF100A\_11SA\_E91\_013\_069  
TRANSMISSION

FIG.60



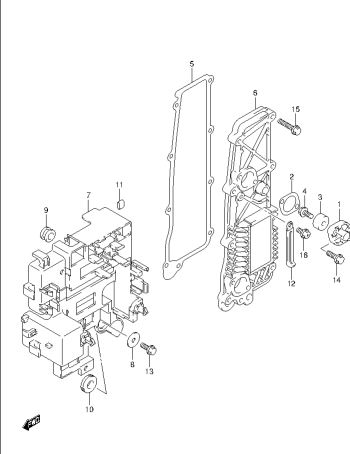
DF100A\_11SA\_E91\_013\_060  
STARTING MOTOR

FIG.61



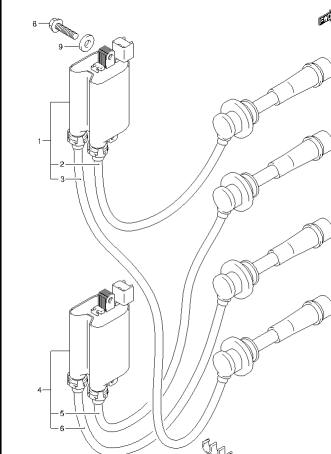
DF100A\_11SA\_E91\_013\_081  
MAGNETO

FIG.62



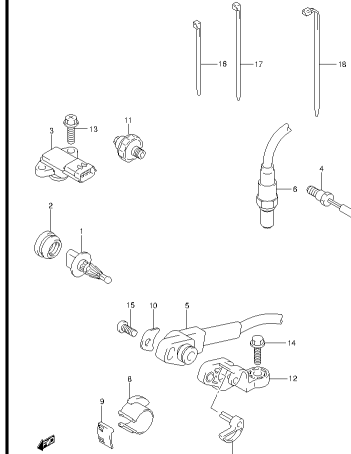
DF100A\_11SA\_E91\_013\_082  
RECTIFIER

FIG.63



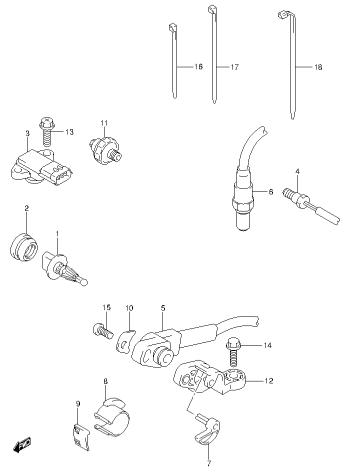
DF100A\_11SA\_E91\_013\_083  
IGNITION COIL

FIG.64



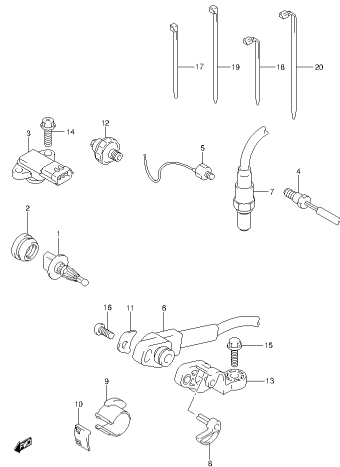
DF100A\_11SA\_E91\_013\_084  
SENSOR

FIG.65



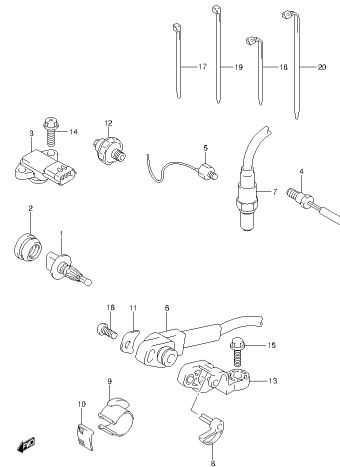
DF100A\_115A\_E01\_013\_065  
SENSOR

FIG.66



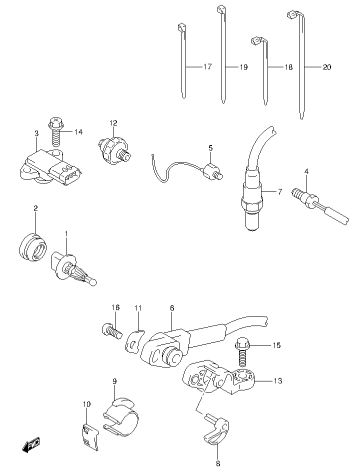
DF100A\_115A\_E01\_013\_066  
SENSOR

FIG.67



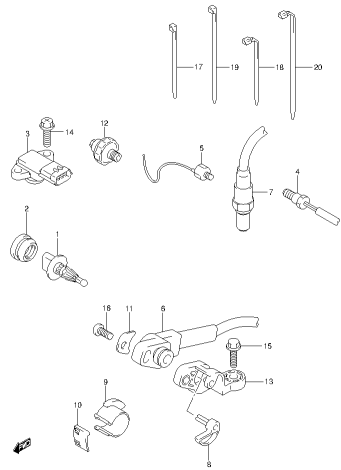
DF100A\_115A\_E01\_013\_067  
SENSOR

FIG.68



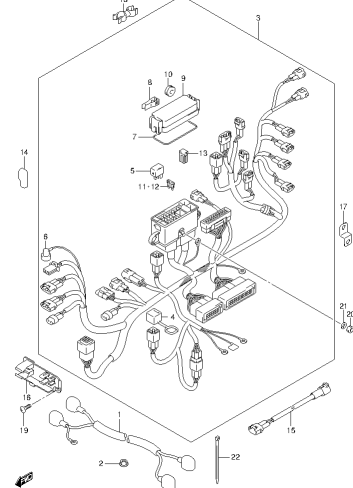
DF100A\_115A\_E01\_013\_068  
SENSOR

FIG.69



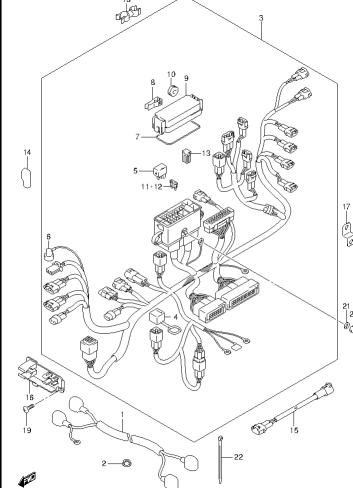
DF100A\_115A\_E01\_013\_069  
SENSOR

FIG.70



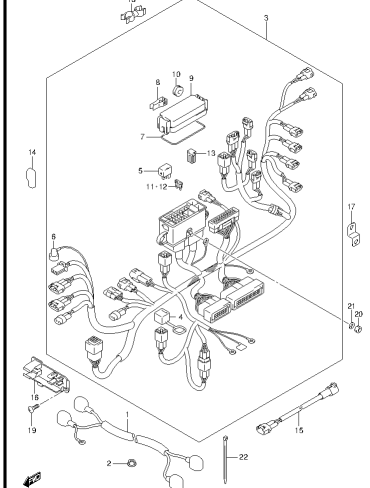
DF100A\_115A\_E01\_013\_070  
HARNESS

FIG.71

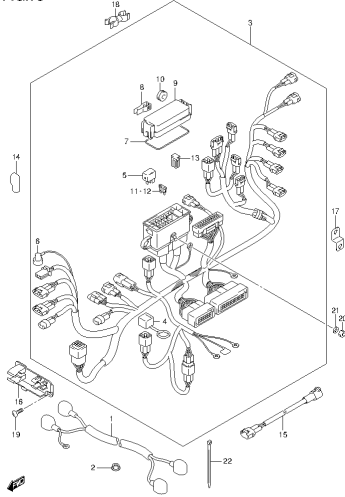


DF100A\_115A\_E01\_013\_071  
HARNESS

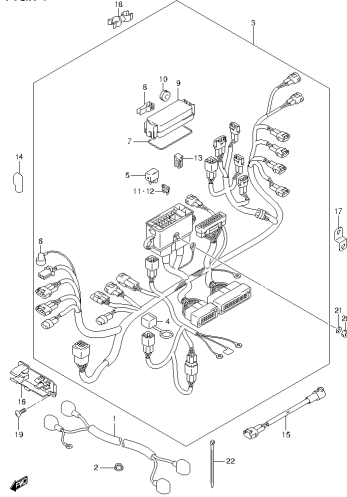
FIG.72



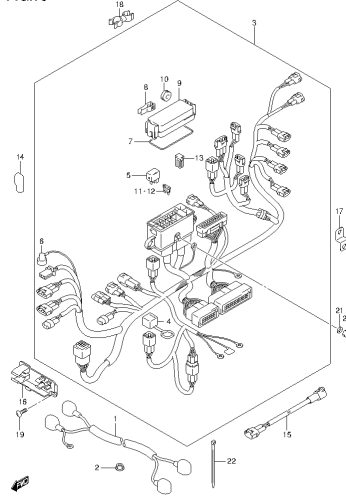
DF100A\_115A\_E01\_013\_072  
HARNESS

**FIG.73**

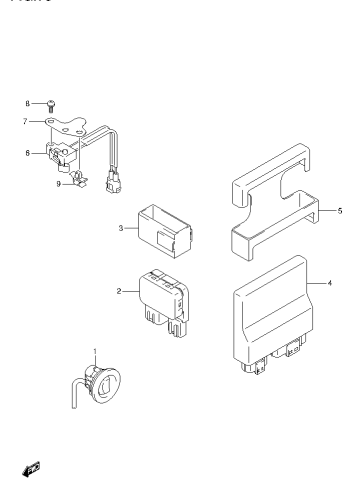
DF100A\_115A\_E91\_013\_073  
HARNESS

**FIG.74**

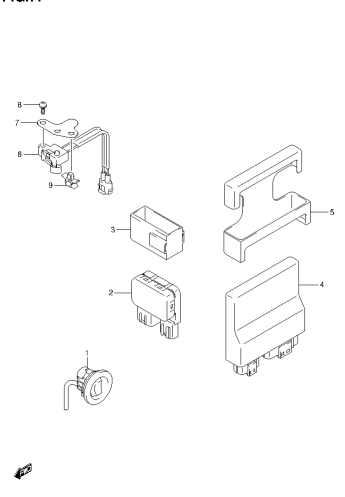
DF100A\_115A\_E91\_013\_074  
HARNESS

**FIG.75**

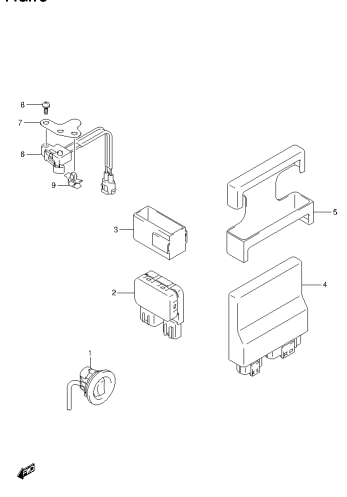
DF100A\_115A\_E91\_013\_075  
HARNESS

**FIG.76**

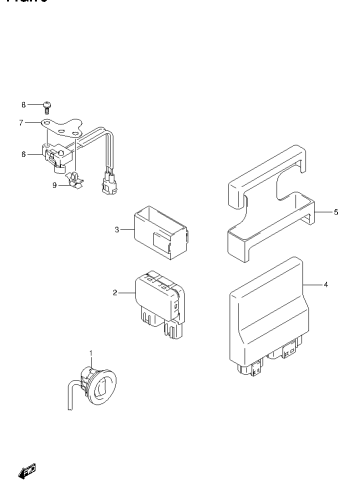
DF100A\_115A\_E91\_013\_076  
PTT SWITCHENGINE CONTROL UNIT

**FIG.77**

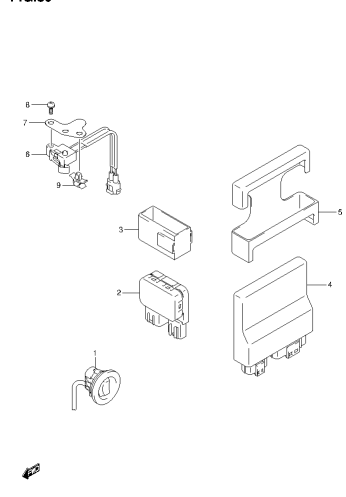
DF100A\_115A\_E91\_013\_077  
PTT SWITCHENGINE CONTROL UNIT

**FIG.78**

DF100A\_115A\_E91\_013\_078  
PTT SWITCHENGINE CONTROL UNIT

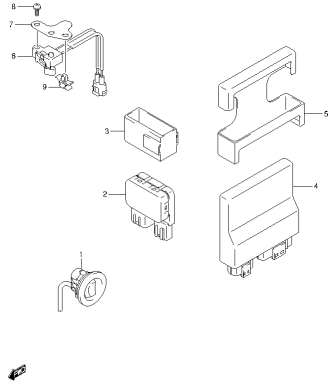
**FIG.79**

DF100A\_115A\_E91\_013\_079  
PTT SWITCHENGINE CONTROL UNIT

**FIG.80**

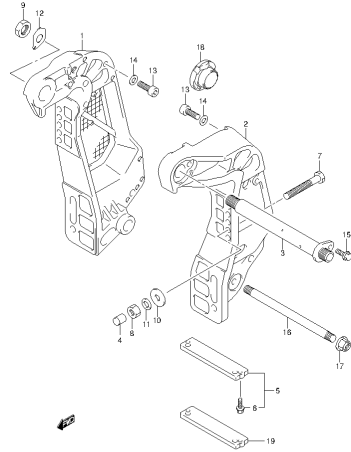
DF100A\_115A\_E91\_013\_080  
PTT SWITCHENGINE CONTROL UNIT

FIG.81



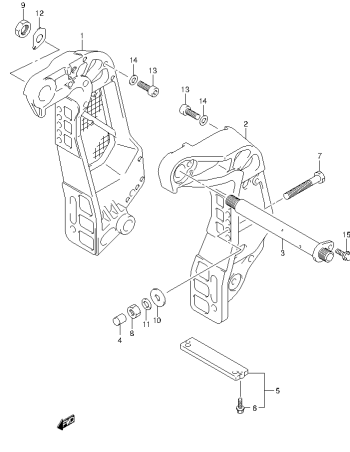
DF100A\_11SA\_E91\_013\_061  
PTT SWITCH/ENGINE CONTROL UNIT

FIG.82



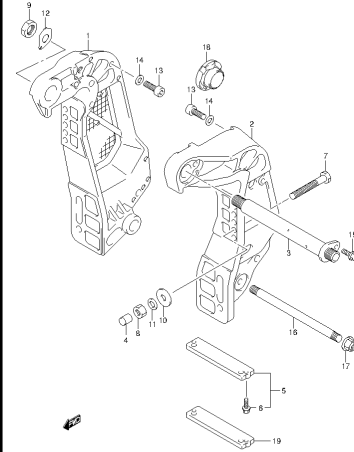
DF100A\_11SA\_E91\_013\_062  
CLAMP BRACKET

FIG.83



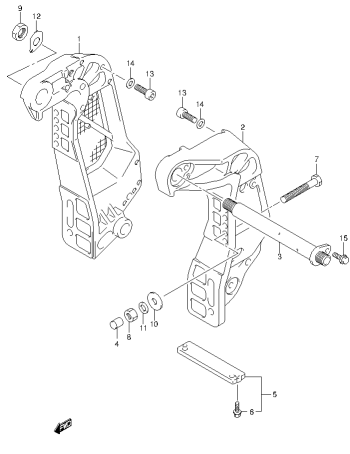
DF100A\_11SA\_E91\_013\_063  
CLAMP BRACKET

FIG.84



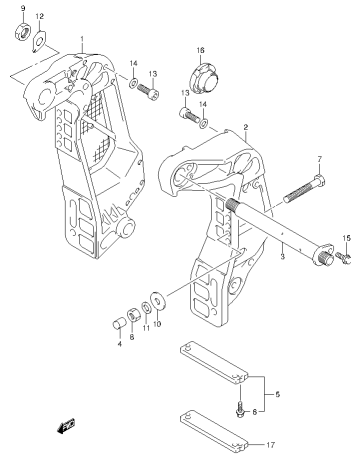
DF100A\_11SA\_E91\_013\_064  
CLAMP BRACKET

FIG.85



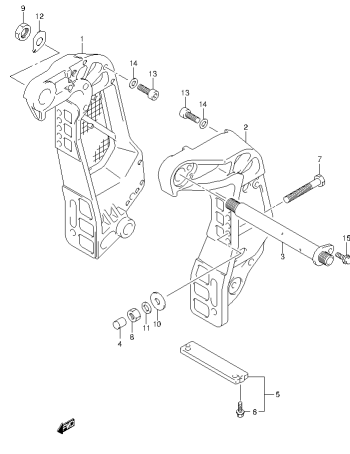
DF100A\_11SA\_E91\_013\_065  
CLAMP BRACKET

FIG.86



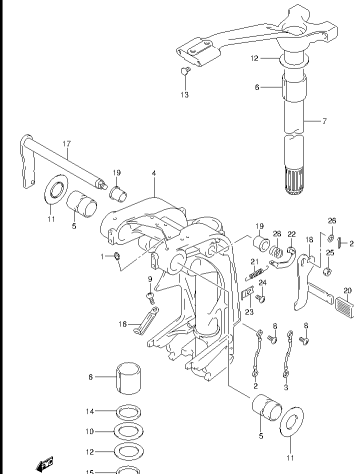
DF100A\_11SA\_E91\_013\_066  
CLAMP BRACKET

FIG.87



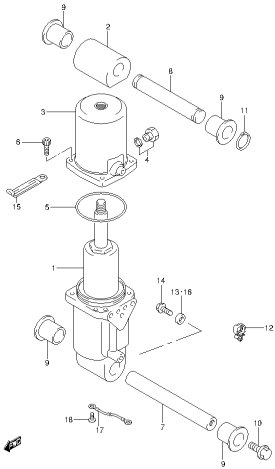
DF100A\_11SA\_E91\_013\_067  
CLAMP BRACKET

FIG.88



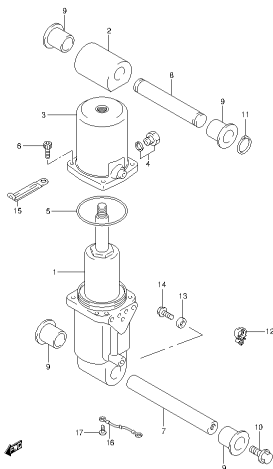
DF100A\_11SA\_E91\_013\_068  
SWIVEL BRACKET

**FIG.89**



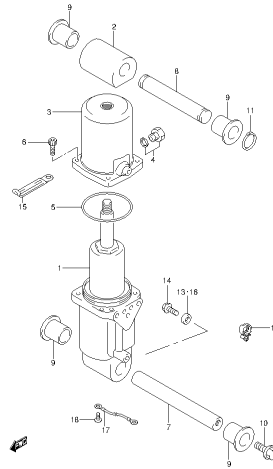
DF100A\_11SA\_E91\_013\_069  
TRIM CYLINDER

**FIG.90**



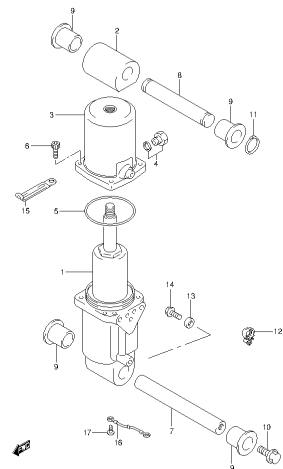
DF100A\_11SA\_E91\_013\_090  
TRIM CYLINDER

**FIG.91**



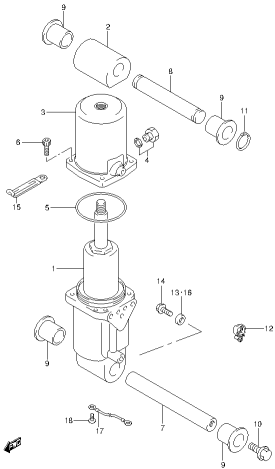
DF100A\_11SA\_E91\_013\_091  
TRIM CYLINDER

**FIG.92**



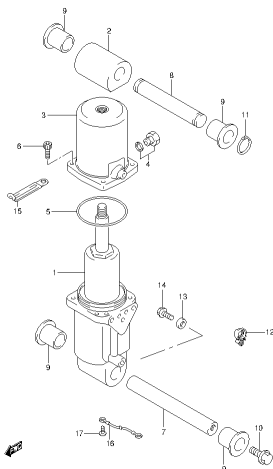
DF100A\_11SA\_E91\_013\_092  
TRIM CYLINDER

**FIG.93**



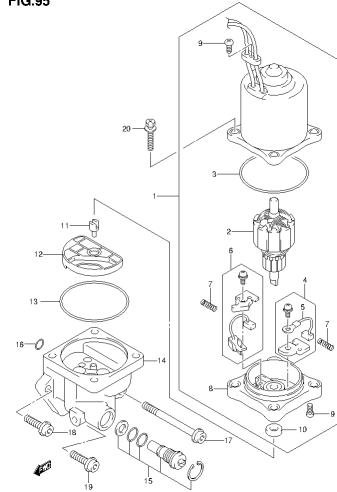
DF100A\_11SA\_E91\_013\_093  
TRIM CYLINDER

**FIG.94**



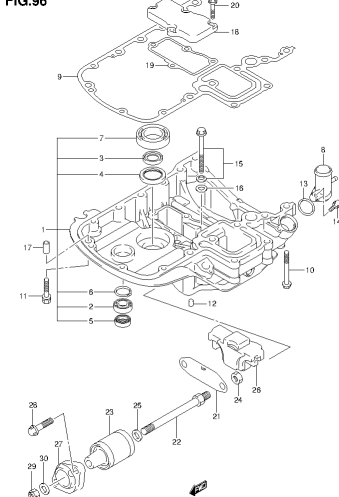
DF100A\_11SA\_E91\_013\_094  
TRIM CYLINDER

**FIG.95**



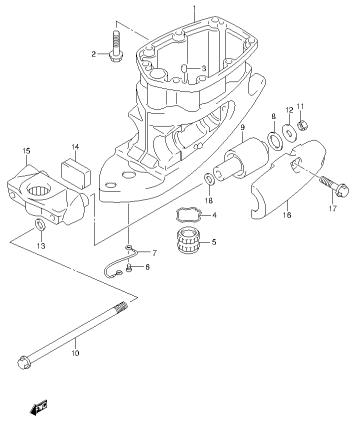
DF100A\_11SA\_E91\_013\_095  
PTT FACTOR

**FIG.96**



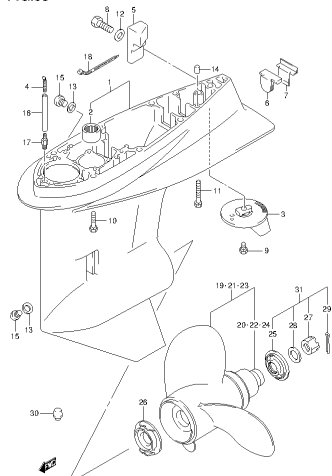
DF100A\_11SA\_E91\_013\_096  
ENGINE HOLDER

FIG.97



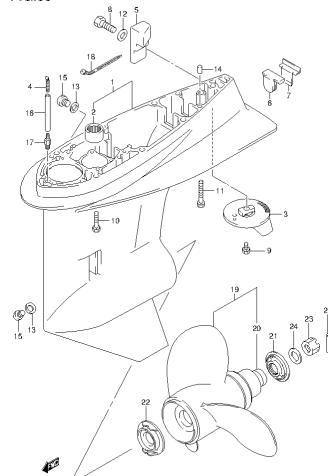
DF100A\_11SA\_E91\_013\_097  
DRIVE SHAFT HOUSING

FIG.98



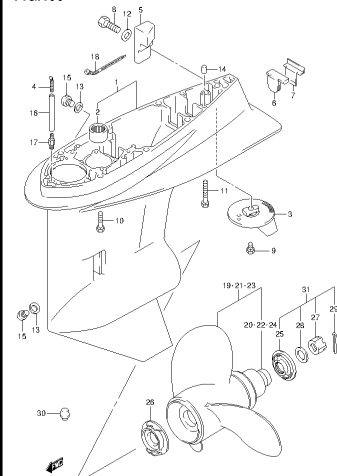
DF100A\_11SA\_E91\_013\_098  
GEAR CASE

FIG.99



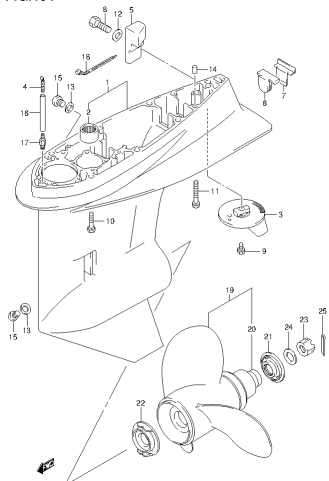
DF100A\_11SA\_E91\_013\_099  
GEAR CASE

FIG.100



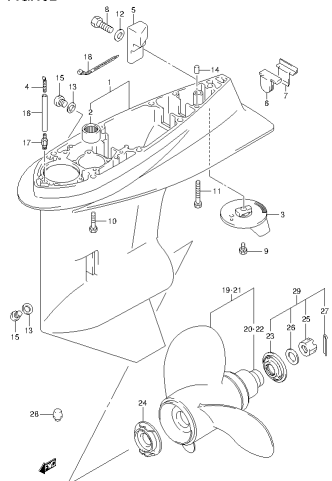
DF100A\_11SA\_E91\_013\_100  
GEAR CASE

FIG.101



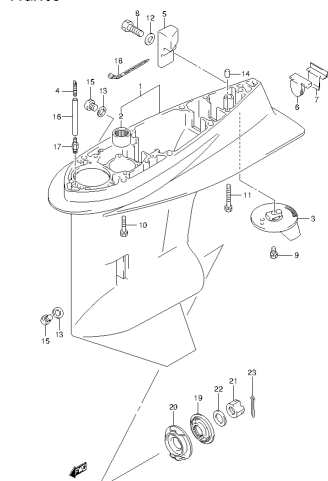
DF100A\_11SA\_E91\_013\_101  
GEAR CASE

FIG.102



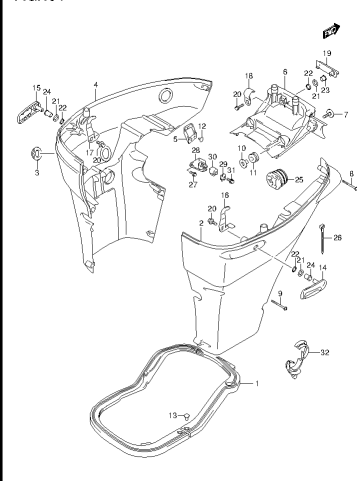
DF100A\_11SA\_E91\_013\_102  
GEAR CASE

FIG.103



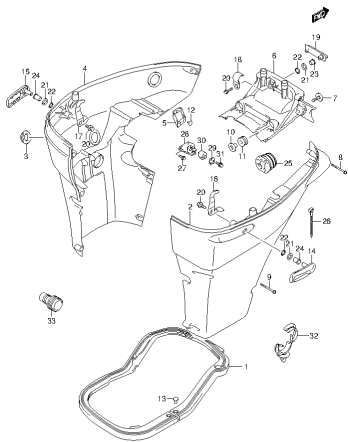
DF100A\_11SA\_E91\_013\_103  
GEAR CASE

FIG.104



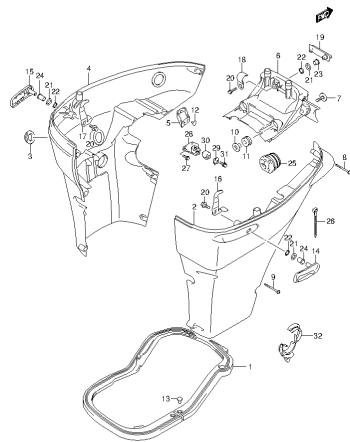
DF100A\_11SA\_E91\_013\_104  
SIDE COVER

**FIG.105**



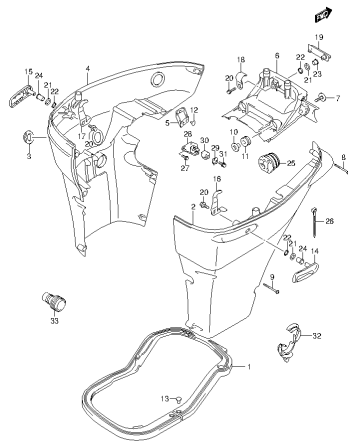
DF100A\_115A\_E91\_013\_105  
SIDE COVER

**FIG.106**



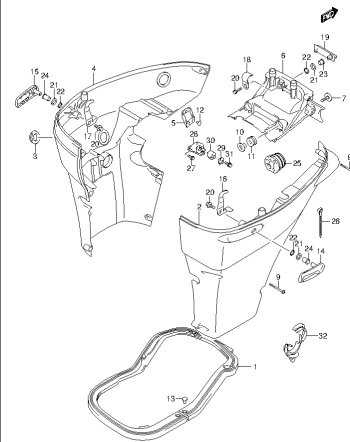
DF100A\_115A\_E91\_013\_106  
SIDE COVER

**FIG.107**



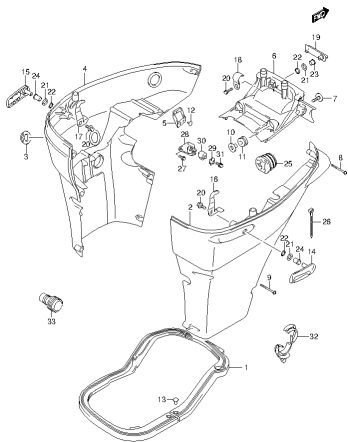
DF100A\_115A\_E91\_013\_107  
SIDE COVER

**FIG.108**



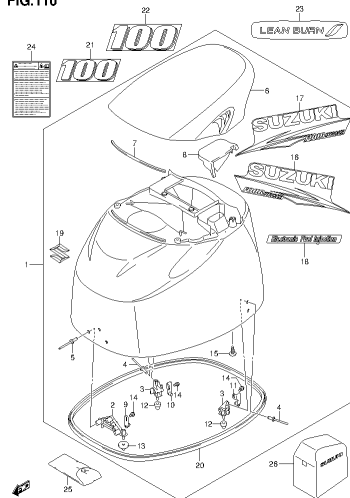
DF100A\_115A\_E91\_013\_108  
SIDE COVER

**FIG.109**



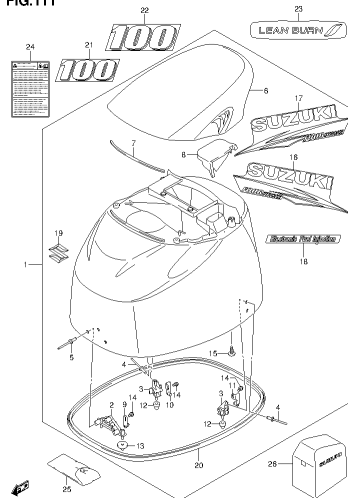
DF100A\_115A\_E91\_013\_109  
SIDE COVER

**FIG.110**



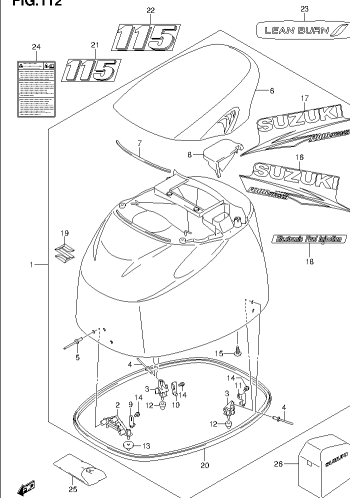
DF100A\_115A\_E91\_013\_110  
ENGINE COVER

**FIG.111**



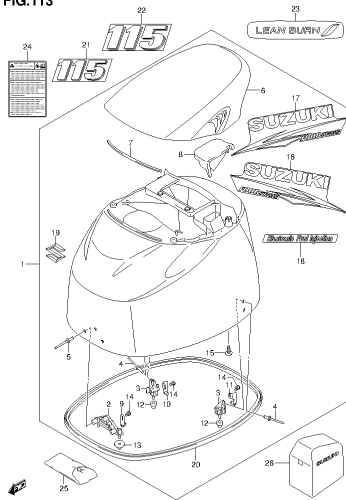
DF100A\_115A\_E91\_013\_111  
ENGINE COVER

**FIG.112**



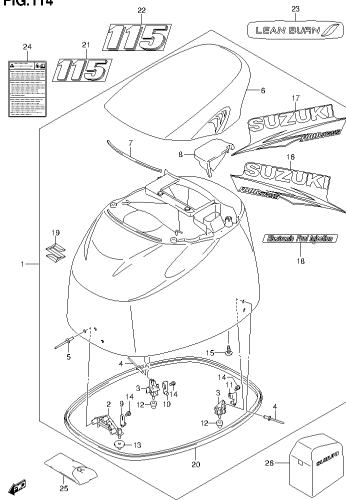
DF100A\_115A\_E91\_013\_112  
ENGINE COVER

FIG.113



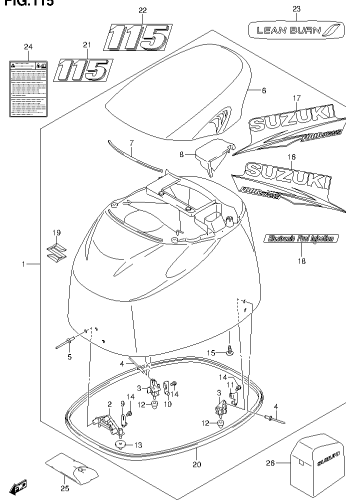
DF100A\_115A\_E91\_013\_113  
ENGINE COVER

FIG.114



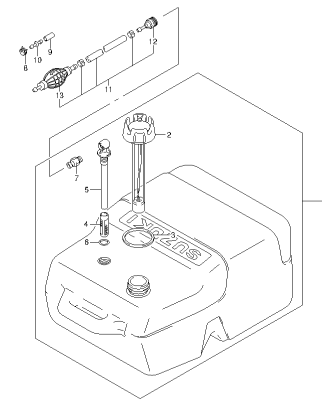
DF100A\_115A\_E91\_013\_114  
ENGINE COVER

FIG.115



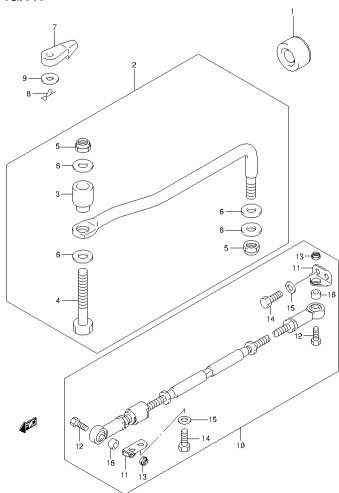
DF100A\_115A\_E91\_013\_115  
ENGINE COVER

FIG.116



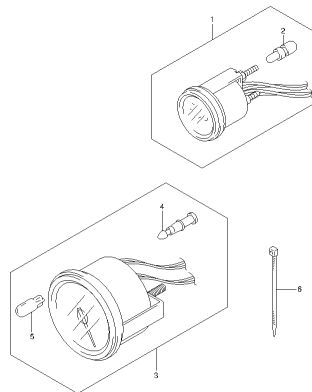
DF100A\_115A\_E91\_013\_116  
FUEL TANK (PLASTIC)

FIG.117



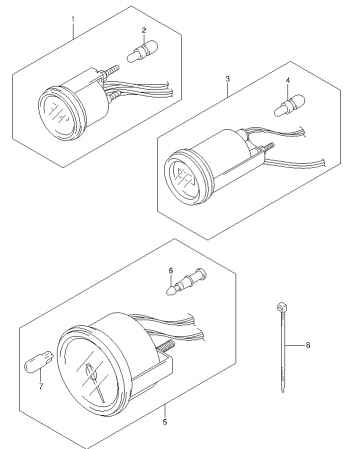
DF100A\_115A\_E91\_013\_117  
DRAG LINK

FIG.118



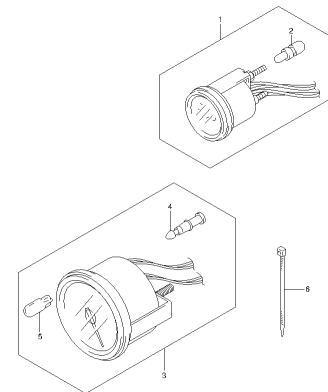
DF100A\_115A\_E91\_013\_118  
METER

FIG.119



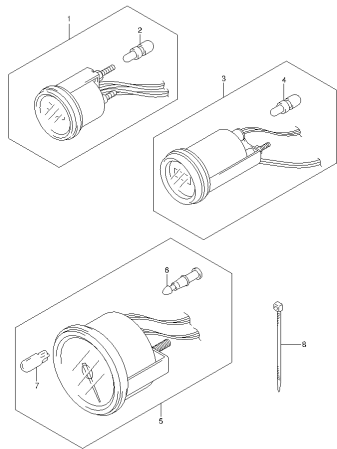
DF100A\_115A\_E91\_013\_119  
METER

FIG.120



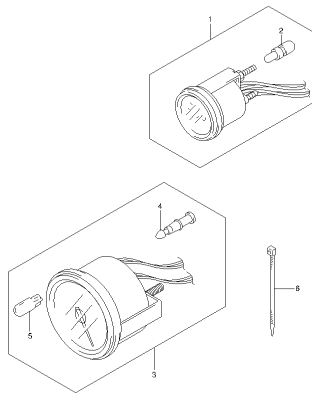
DF100A\_115A\_E91\_013\_120  
METER

FIG.121



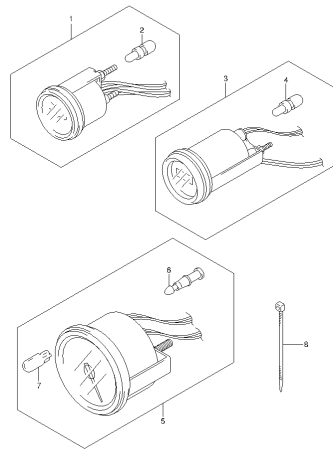
DF100A\_115A\_E91\_013\_121  
METER

FIG.122



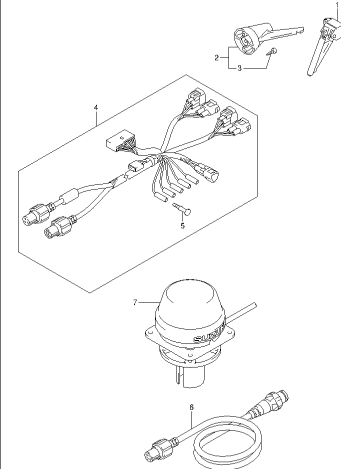
DF100A\_115A\_E91\_013\_122  
METER

FIG.123



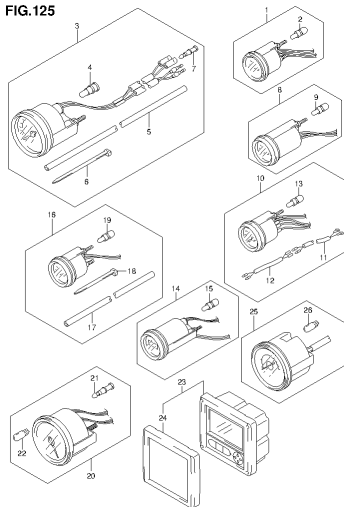
DF100A\_115A\_E91\_013\_123  
METER

FIG.124



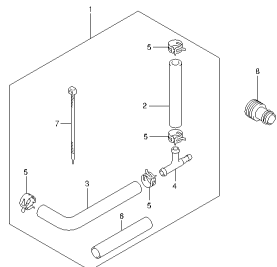
DF100A\_115A\_E91\_013\_124  
OPT.METER (1)

FIG.125



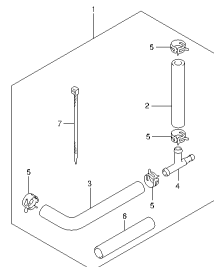
DF100A\_115A\_E91\_013\_125  
OPT.METER (2)

FIG.126



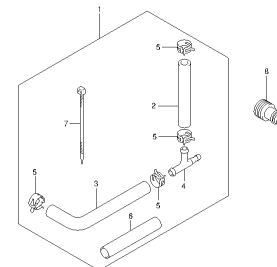
DF100A\_115A\_E91\_013\_126  
OPT.TRIM SENDE

FIG.127



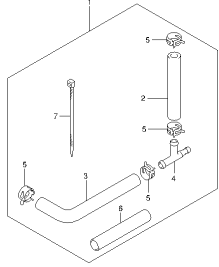
DF100A\_115A\_E91\_013\_127  
OPT.TRIM SENDE

FIG.128



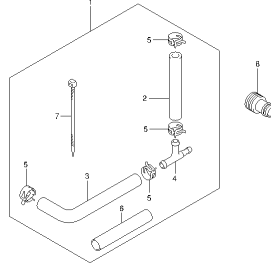
DF100A\_115A\_E91\_013\_128  
OPT.TRIM SENDE

**FIG.129**



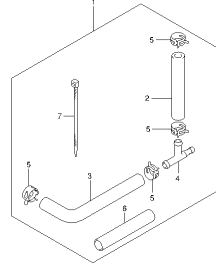
DF100A\_11SA\_E91\_013\_129  
OPT.TRIM SENDER

**FIG.130**



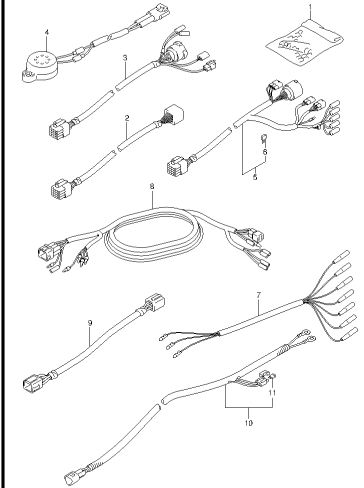
DF100A\_11SA\_E91\_013\_130  
OPT.TRIM SENDER

**FIG.131**



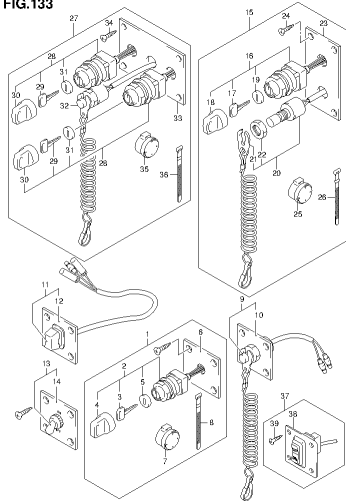
DF100A\_11SA\_E91\_013\_131  
OPT.TRIM SENDER

**FIG.132**



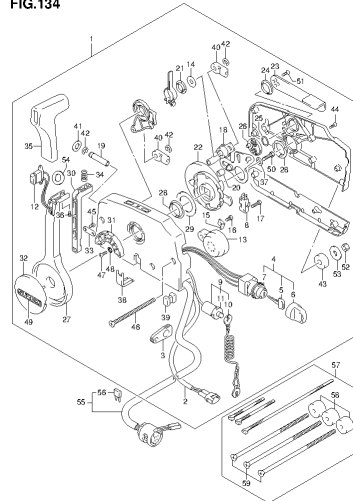
DF100A\_11SA\_E91\_013\_132  
OPT.HARNES

**FIG.133**



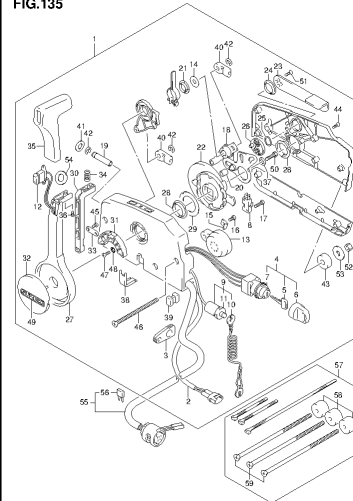
DF100A\_11SA\_E91\_013\_133  
OPT.SWITCH

**FIG.134**



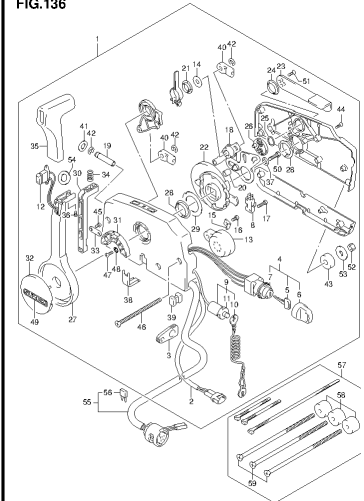
DF100A\_11SA\_E91\_013\_134  
OPT.REMOTE CONTROL

**FIG.135**



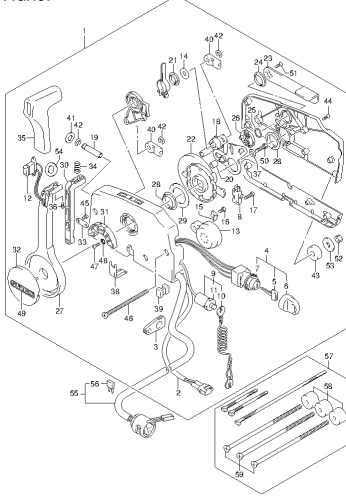
DF100A\_11SA\_E91\_013\_135  
OPT.REMOTE CONTROL

**FIG.136**



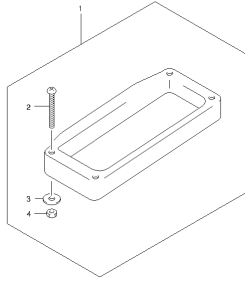
DF100A\_11SA\_E91\_013\_136  
OPT.REMOTE CONTROL

FIG.137



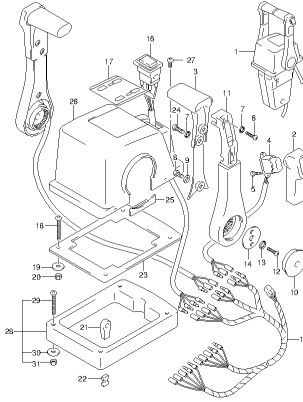
DF100A\_115A\_E91\_013\_137  
OPT.REMOTE CONTROL

FIG.138



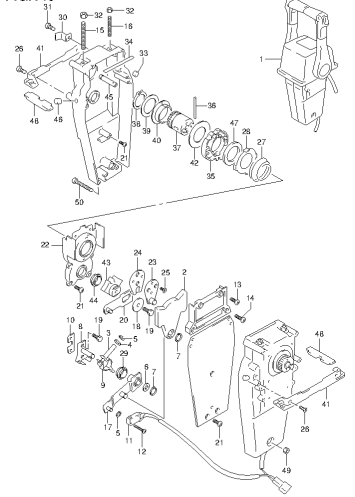
DF100A\_115A\_E91\_013\_138  
OPT.REMOTE CONTROL SPACER

FIG.139



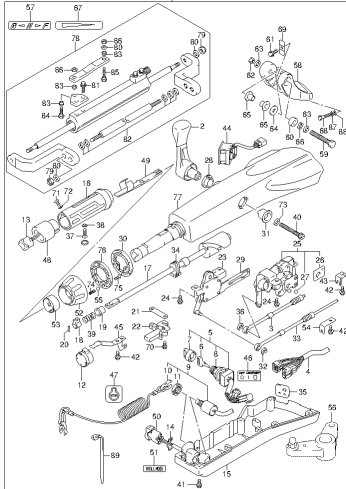
DF100A\_115A\_E91\_013\_139  
OPT.REMOTE CONTROL ASSY DUAL (1)

FIG.140



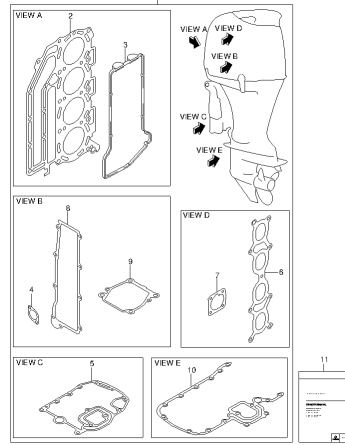
DF100A\_115A\_E91\_013\_140  
OPT.REMOTE CONTROL ASSY DUAL (2)

FIG.141



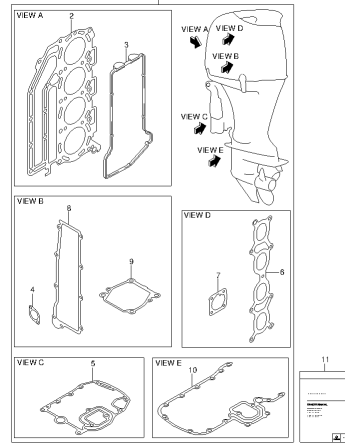
DF100A\_115A\_E91\_013\_141  
OPT.FILLER HANDLE

FIG.142



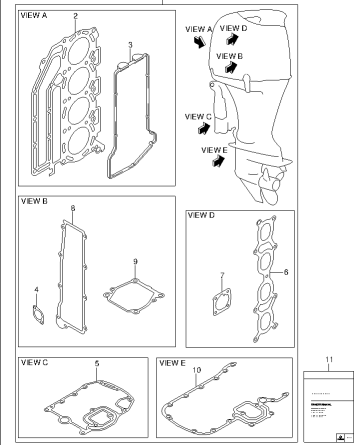
DF100A\_115A\_E91\_013\_142  
OPT.GASKET SET

FIG.143



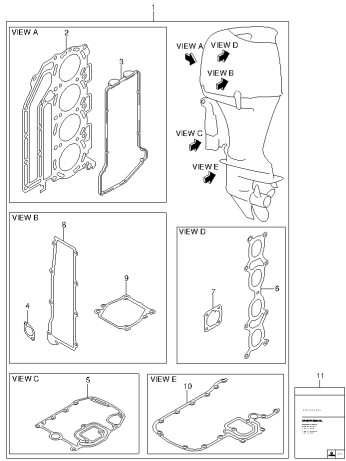
DF100A\_115A\_E91\_013\_143  
OPT.GASKET SET

FIG.144



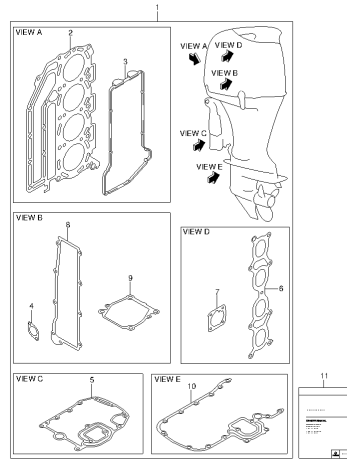
DF100A\_115A\_E91\_013\_144  
OPT.GASKET SET

FIG.145



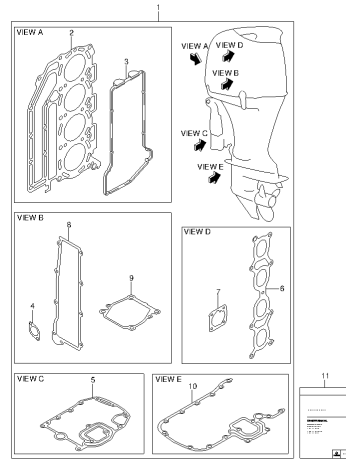
DF100A\_11SA\_EP1\_013\_145  
OPT.GASKET SET

FIG.146



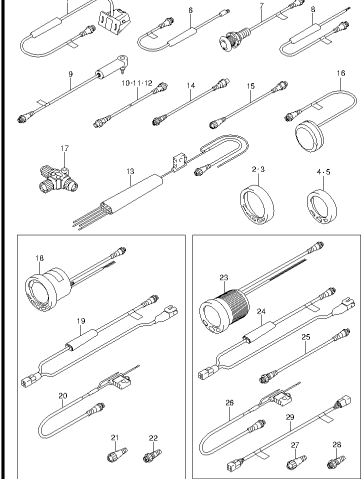
DF100A\_11SA\_EP1\_013\_146  
OPT.GASKET SET

FIG.147



DF100A\_11SA\_EP1\_013\_147  
OPT.GASKET SET

FIG.148



DF100A\_11SA\_EP1\_013\_148  
OPT.FLOW GAUGE

FIG.1

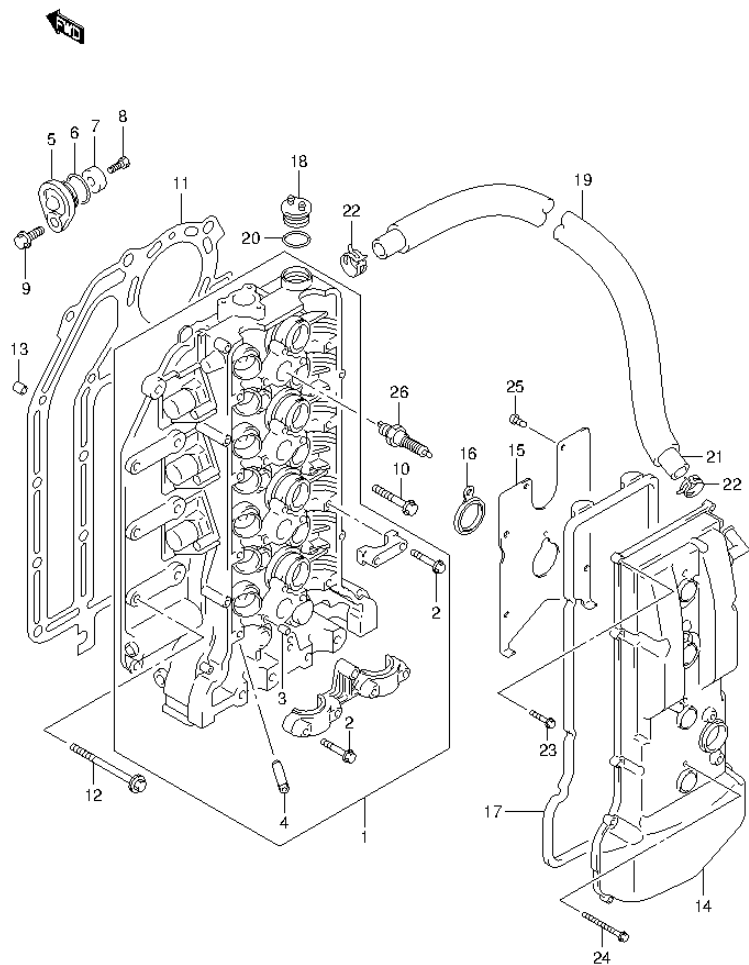
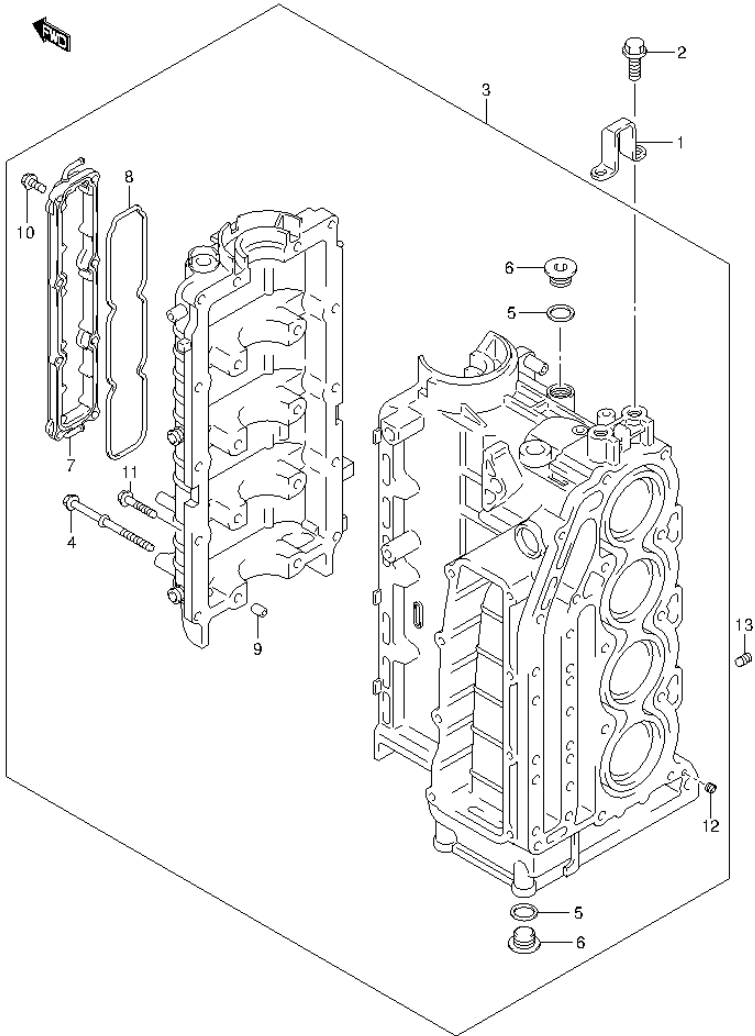


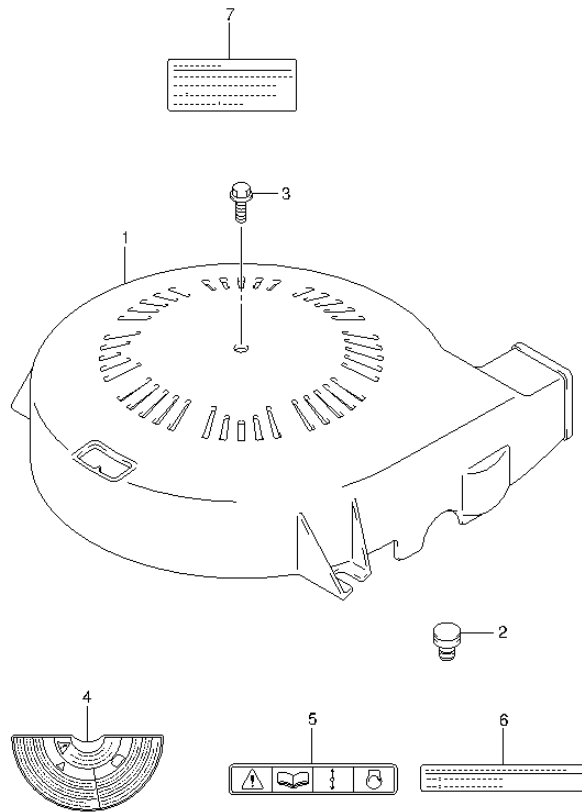
FIG.1 (1-B-2) CYLINDER HEAD

REF NO.	PART NO.	DESCRIPTION	Q'TY	REMARKS
1	11100-90J06	HEAD, CYLINDER	1	
2	09103-06266	.BOLT (6X40)	21	
3	09206-08001	.PIN (8X11)	18	
4	11115-85FA1-001	GUIDE, VALVE (OS:0.3)	16	OPT
5	11261-93J00	COVER, PROTECTION ANODE	2	
6	09280-22019	O RING (D:1.9,ID:21.8)	2	
7	55321-87J00	ANODE, PROTECTION	2	
8	09103-06281	BOLT (6X14)	2	
9	01550-08207	BOLT	2	
10	11117-89J00	BOLT, CYLINDER HEAD	10	
11	11141-92J01	GASKET, CYLINDER HEAD	1	
12	09116-08125	BOLT (8X50)	8	
13	04211-13189	PIN	2	
14	11170-90J10	COVER, CYLINDER HEAD	1	
15	11173-90J00	PLATE, BREATHER	1	
16	11179-90J00	GASKET, SPARK PLUG HOLE	4	
17	11189-90J00	GASKET, CYLINDER HEAD COVER	1	
18	11382-99E00	CAP, OIL FILLER	1	
19	18498-90J20	PROTECTOR, BREATHER HOSE	1	
20	09280-26006	O RING (D:3.1,ID:26.4)	1	
21	09355-13207-00B	HOSE (13X20X2000)	1	L:2000->660
22	09401-20409	CLIP	2	
23	01547-06257	BOLT	11	
24	01547-06557	BOLT	4	
25	02112-0612A	SCREW	7	
26	09482-00427	SPARK PLUG (NGK, BKR6E)	4	

**FIG.2****FIG.2 (1-B-3) CYLINDER BLOCK**

REF NO.	PART NO.	DESCRIPTION	Q'TY	REMARKS
1	11291-90J10	HOOK, ENGINE	1	
2	01550-12307	BOLT	2	
3	11300-92J30	BLOCK, CYLINDER	1	
4	11117-90J10	.BOLT, CRANKCASE	10	
5	11216-77E00	.GASKET, OIL GALLERY PLUG	3	
6	09248-18011	.PLUG (18X8)	3	
7	11330-90J00	.COVER, CRANKCASE WTR JKT	1	
8	11332-90J00	.O RING, WTR JKT COVER	1	
9	09206-13019	.PIN (10.4X13X16)	5	
10	01550-06207	.BOLT	8	
11	01550-08407	.BOLT	10	
12	11112-90J00	.PLUG, OIL VENTURI	1	
13	09246-05006	PLUG	1	

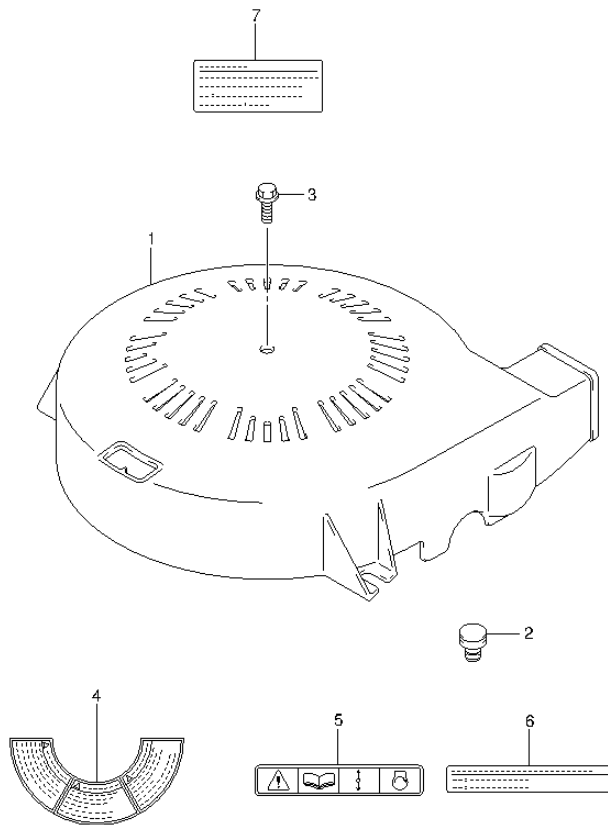
**FIG.3**



**FIG.3 (1-B-4) RING GEAR COVER (DF100AT E01)**

REF NO.	PART NO.	DESCRIPTION	Q'TY	REMARKS
1	11510-90J00	COVER, RING GEAR	1	
2	11512-99E00	CUSHION, RING GEAR COVER	2	
3	01550-06207	BOLT	1	
4	61472-93E40	LABEL, MAG COVER	1	
5	69711-93E10	LABEL, CAUTION	1	
6	61493-90J00	LABEL, CLEARANCE	1	
7	61494-90J00	LABEL, OIL	1	

**FIG.4**



**FIG.4 (1-B-5) RING GEAR COVER (DF100AT E40)**

REF NO.	PART NO.	DESCRIPTION	Q'TY	REMARKS
1	11510-90J00	COVER, RING GEAR	1	
2	11512-99E00	CUSHION, RING GEAR COVER	2	
3	01550-06207	BOLT	1	
4	61472-93E32	LABEL, MAG COVER	1	
5	69711-93E10	LABEL, CAUTION	1	
6	61493-90J00	LABEL, CLEARANCE	1	
7	61494-90J00	LABEL, OIL	1	

FIG.5

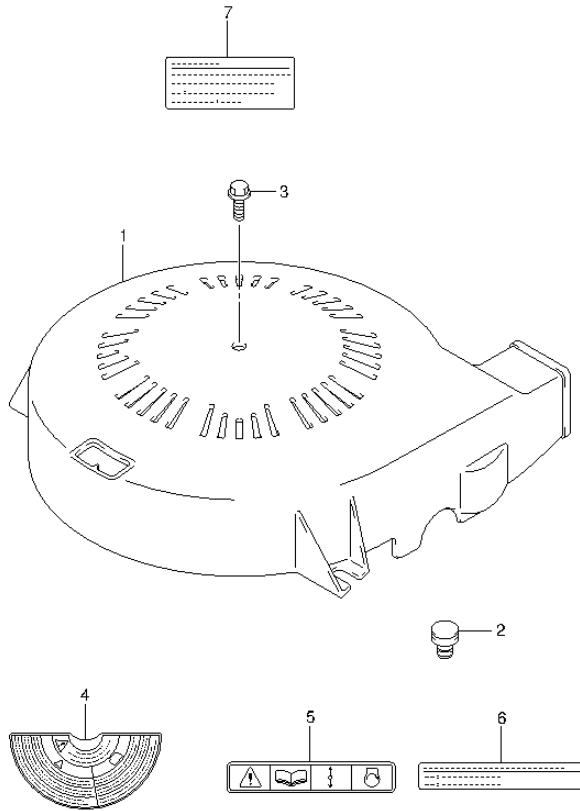


FIG.5 (1-B-6) RING GEAR COVER (DF115AT E01)

REF NO.	PART NO.	DESCRIPTION	Q'TY	REMARKS
1	11510-90J00	COVER, RING GEAR	1	
2	11512-99E00	CUSHION, RING GEAR COVER	2	
3	01550-06207	BOLT	1	
4	61472-93E40	LABEL, MAG COVER	1	
5	69711-93E10	LABEL, CAUTION	1	
6	61493-90J00	LABEL, CLEARANCE	1	
7	61494-90J00	LABEL, OIL	1	

# FIG.6

# FIG.6 (1-B-7) RING GEAR COVER (DF115AT E40)

REF NO.	PART NO.	DESCRIPTION	Q'TY	REMARKS
1	11510-90J00	COVER, RING GEAR	1	
2	11512-99E00	CUSHION, RING GEAR COVER	2	
3	01550-06207	BOLT	1	
4	61472-93E32	LABEL, MAG COVER	1	
5	69711-93E10	LABEL, CAUTION	1	
6	61493-90J00	LABEL, CLEARANCE	1	
7	61494-90J00	LABEL, OIL	1	

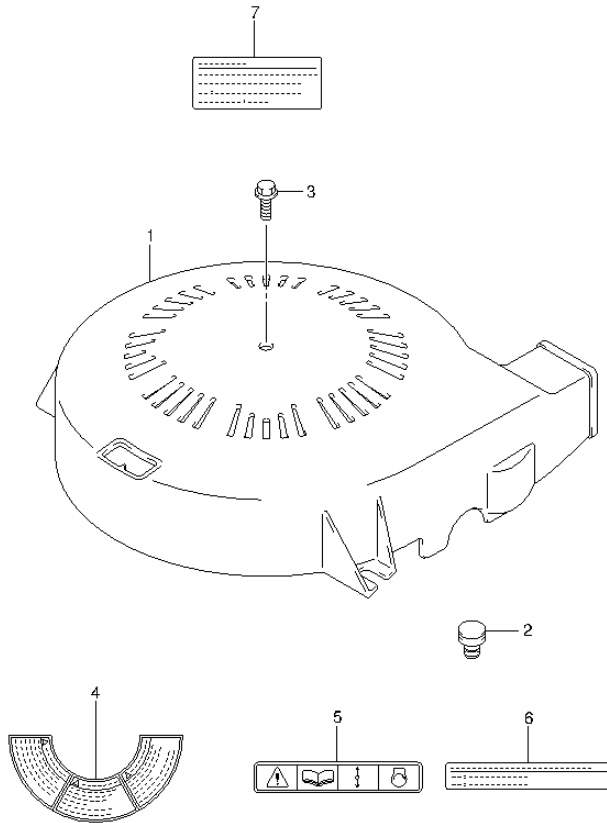


FIG.7

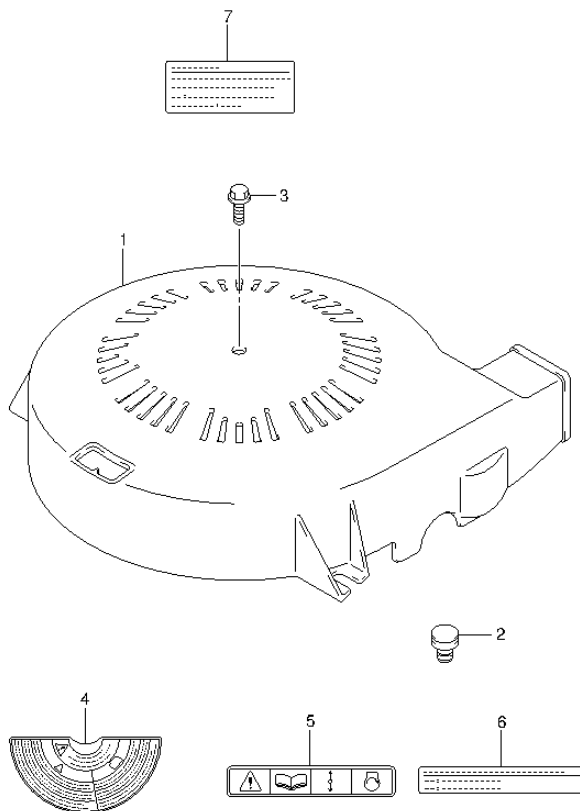


FIG.7 (1-B-8) RING GEAR COVER (DF115AZ E01)

REF NO.	PART NO.	DESCRIPTION	Q'TY	REMARKS
1	11510-90J00	COVER, RING GEAR	1	
2	11512-99E00	CUSHION, RING GEAR COVER	2	
3	01550-06207	BOLT	1	
4	61472-93E40	LABEL, MAG COVER	1	
5	69711-93E10	LABEL, CAUTION	1	
6	61493-90J00	LABEL, CLEARANCE	1	
7	61494-90J00	LABEL, OIL	1	

FIG.8

FIG.8 (1-B-9) RING GEAR COVER (DF115AZ E40)

REF NO.	PART NO.	DESCRIPTION	Q'TY	REMARKS
1	11510-90J00	COVER, RING GEAR	1	
2	11512-99E00	CUSHION, RING GEAR COVER	2	
3	01550-06207	BOLT	1	
4	61472-93E32	LABEL, MAG COVER	1	
5	69711-93E10	LABEL, CAUTION	1	
6	61493-90J00	LABEL, CLEARANCE	1	
7	61494-90J00	LABEL, OIL	1	

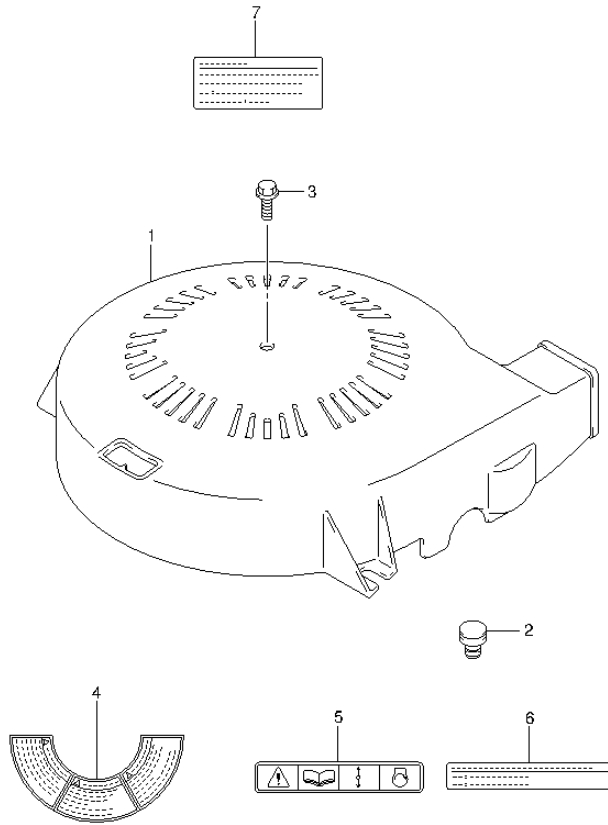


FIG.9

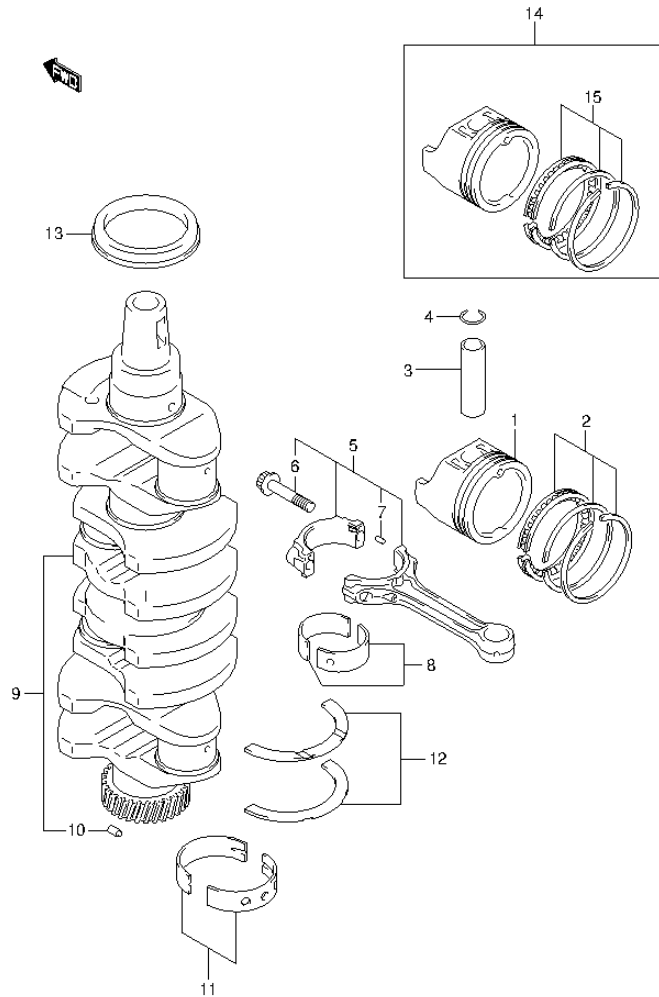
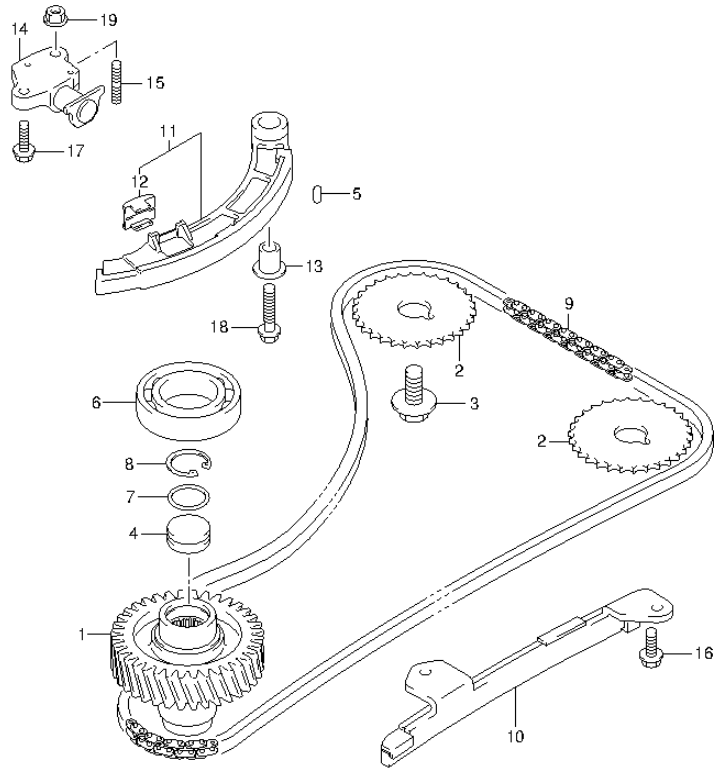


FIG.9 (1-B-10) CRANKSHAFT

REF NO.	PART NO.	DESCRIPTION	Q'TY	REMARKS
1	12111-92J00	PISTON	4	
2	12140-92J01	RING SET, PISTON	4	
3	12151-86FA0	PIN, PISTON	4	
4	09381-21002	CIRCLIP	8	
5	12160-92J10	CONNROD ASSY	4	
6	12163-35F00	.BOLT, CONNRD	8	
7	04221-04089	.PIN	8	
8-1	12100-92841-0A0	BEARING SET, CONNRD (GREEN)	4	
8-2	12100-92840-025	BEARING SET, CONNRD (US:0.25)	4	OPT
9	12220-92J00	CRANKSHAFT (NT:29)	1	
10	09202-05027	.PIN (5X8.8)	1	
11-1	12340-85FB3-0A0	BEARING SET, CRANKSHAFT	5	GREEN
11-2	12340-85FB3-0B0	BEARING SET, CRANKSHAFT	5	BLACK
11-3	12340-85FB3-0C0	BEARING SET, CRANKSHAFT	5	NON
11-4	12340-85FB3-0D0	BEARING SET, CRANKSHAFT	5	YELLOW
11-5	12340-85FB3-0E0	BEARING SET, CRANKSHAFT	5	BLUE
11-6	12300-85854-0AA	BEARING SET, CRANKSHAFT (US:0.25)	5	OPT RED/GREEN
11-7	12300-85854-0BA	BEARING SET, CRANKSHAFT (US:0.25)	5	OPT RED/BLACK
11-8	12300-85854-0CA	BEARING SET, CRANKSHAFT (US:0.25)	5	OPT RED
11-9	12300-85854-0DA	BEARING SET, CRANKSHAFT (US:0.25)	5	OPT RED/YELLOW
11-10	12300-85854-0EA	BEARING SET, CRANKSHAFT (US:0.25)	5	OPT RED/BLUE
12-1	12300-85830	BEARING SET, CRANK THRUST	1	
12-2	12300-85830-012	BEARING SET, CRANK THRUST (OS:0.12)	1	OPT
13	09283-52004	OIL SEAL (52X70X10)	1	
14	12100-92J01-050	PISTON SET (OS:0.50)	4	OPT
15	12140-92J01-050	.RING SET, PISTON (OS:0.50)	4	OPT

**FIG.10****FIG.10 (1-B-11) TIMING CHAIN**

REF NO.	PART NO.	DESCRIPTION	Q'TY	REMARKS
1	12732-90J00	GEAR, DRIVEN (NT:18)	1	
2	12741-90J01	SPROCKET, CAM SHAFT TIMING (NT:29)	2	
3	09103-12049	BOLT (12X25)	2	
4	12733-90J00	PLUG, DRIVEN GEAR	1	
5	04221-05109	PIN	2	
6	09262-35068	BEARING (35X62X14)	1	UPPER
7	09280-22022	O RING (D:1.9,ID:21.8)	1	
8	08331-41269	CIRCLIP	1	
9	12761-90J00	CHAIN, TIMING	1	
10	12771-90J00	GUIDE, TIMING CHAIN	1	
11	12810-90J00	TENSIONER, TIMING CHAIN	1	
12	12813-73G00	.PAD, TIMING CHAIN TENSIONER	1	
13	12812-90J00	SPACER, TIMING CHAIN TENSIONER	1	
14	12831-90J02	ADJUSTER, TENSIONER	1	
15	01421-0616A	STUD BOLT	1	
16	01550-0616A	BOLT	2	
17	01550-0620A	BOLT	1	
18	01550-0835A	BOLT	1	
19	08316-1006A	NUT	1	

FIG.11

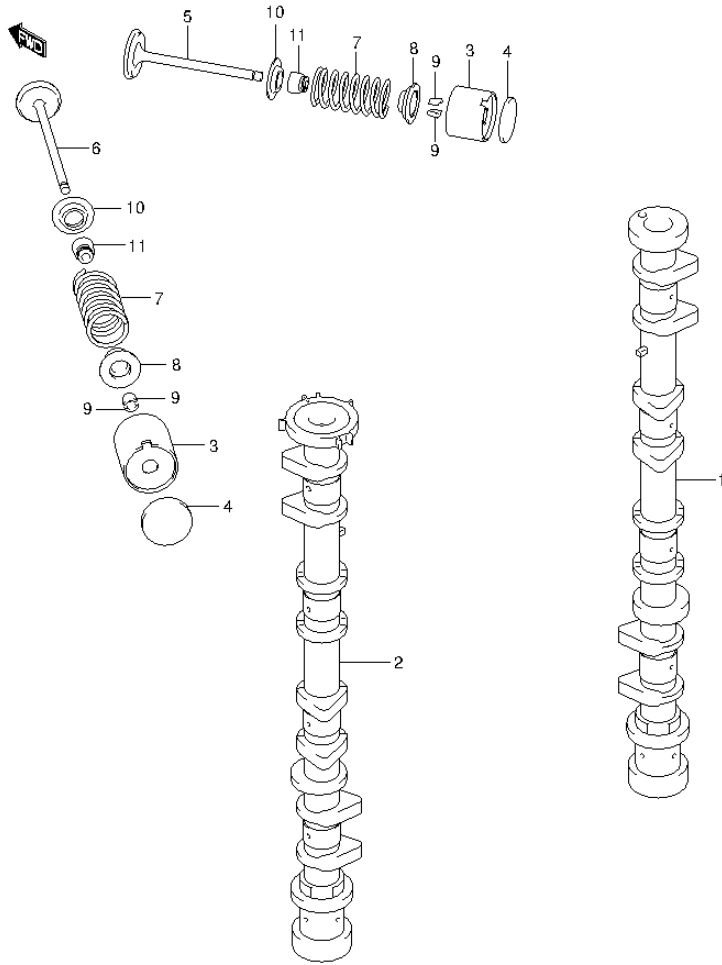


FIG.11 (1-B-12) CAMSHAFT (DF100AT E01)

REF NO.	PART NO.	DESCRIPTION	Q'TY	REMARKS
1	12711-92J00	CAMSHAFT, INTAKE	1	
2	12720-92J10	CAMSHAFT, EXHAUST	1	
3	12891-69G00	TAPPET	16	
4-1	12892-69G10-218	SHIM, TAPPET (T:2.175)	AR	
4-2	12892-69G10-220	SHIM, TAPPET (T:2.200)	AR	
4-3	12892-69G10-223	SHIM, TAPPET (T:2.225)	AR	
4-4	12892-69G10-225	SHIM, TAPPET (T:2.250)	AR	
4-5	12892-69G10-228	SHIM, TAPPET (T:2.275)	AR	
4-6	12892-69G10-230	SHIM, TAPPET (T:2.300)	AR	
4-7	12892-69G10-233	SHIM, TAPPET (T:2.325)	AR	
4-8	12892-69G10-235	SHIM, TAPPET (T:2.350)	AR	
4-9	12892-69G10-238	SHIM, TAPPET (T:2.375)	AR	
4-10	12892-69G10-240	SHIM, TAPPET (T:2.400)	AR	
4-11	12892-69G10-243	SHIM, TAPPET (T:2.425)	AR	
4-12	12892-69G10-245	SHIM, TAPPET (T:2.450)	AR	
4-13	12892-69G10-248	SHIM, TAPPET (T:2.475)	AR	
4-14	12892-69G10-250	SHIM, TAPPET (T:2.500)	AR	
4-15	12892-69G10-253	SHIM, TAPPET (T:2.525)	AR	
4-16	12892-69G10-255	SHIM, TAPPET (T:2.550)	AR	
4-17	12892-69G10-258	SHIM, TAPPET (T:2.575)	AR	
4-18	12892-69G10-260	SHIM, TAPPET (T:2.600)	AR	
4-19	12892-69G10-263	SHIM, TAPPET (T:2.625)	AR	
4-20	12892-69G10-265	SHIM, TAPPET (T:2.650)	AR	
4-21	12892-69G10-268	SHIM, TAPPET (T:2.675)	AR	
4-22	12892-69G10-270	SHIM, TAPPET (T:2.700)	AR	
4-23	12892-69G10-273	SHIM, TAPPET (T:2.725)	AR	
4-24	12892-69G10-275	SHIM, TAPPET (T:2.750)	AR	
4-25	12892-69G10-278	SHIM, TAPPET (T:2.775)	AR	

FIG.11

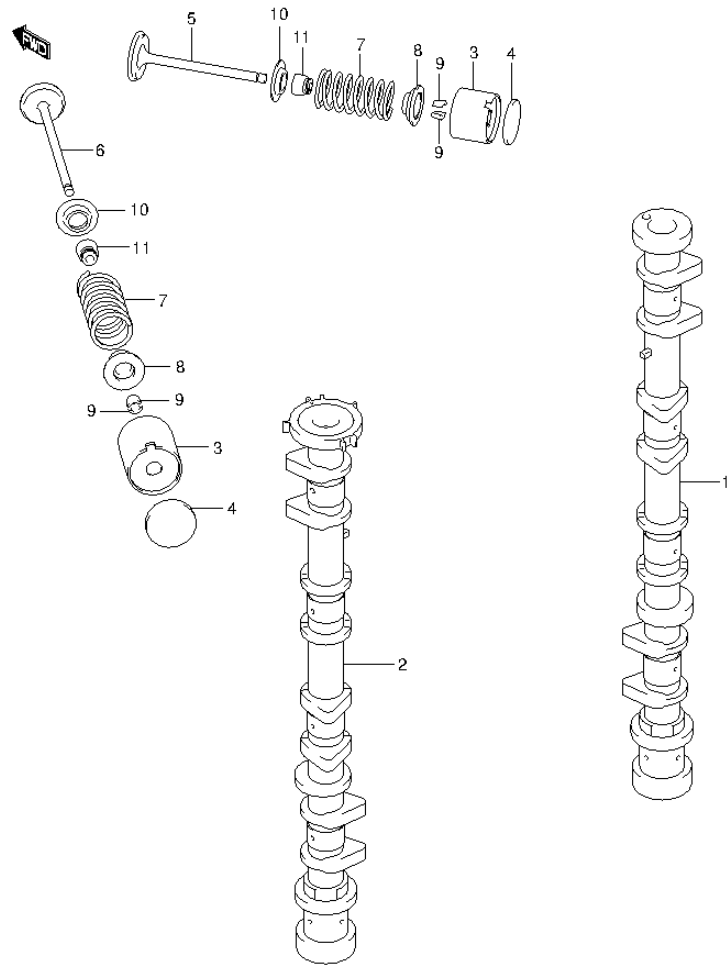
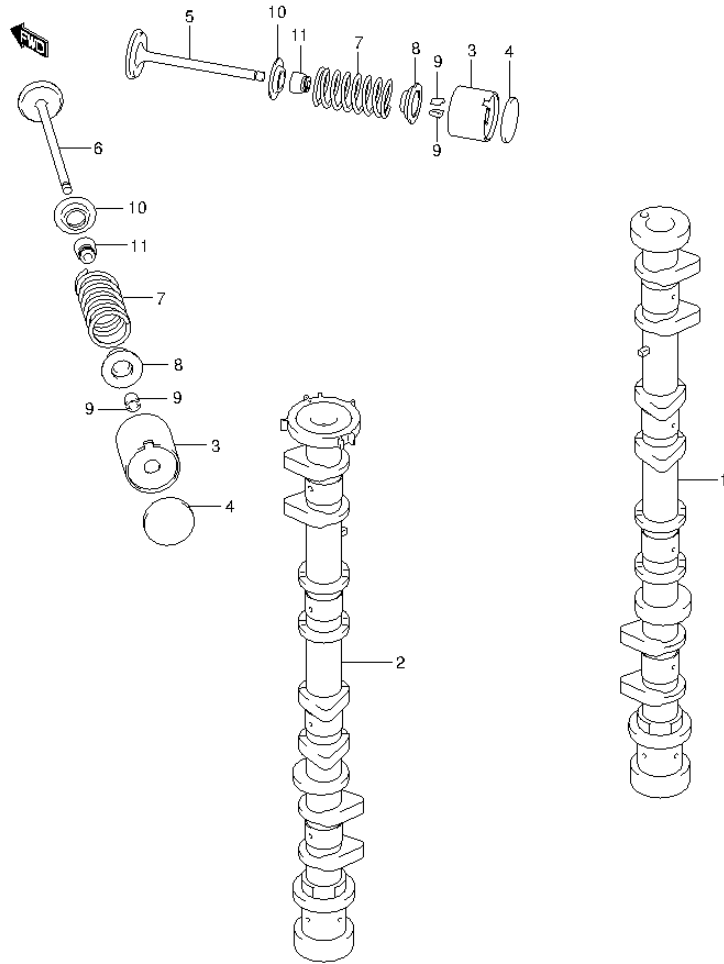


FIG.11 (1-B-13) CAMSHAFT (DF100AT E01)

REF NO.	PART NO.	DESCRIPTION	Q'TY	REMARKS
4-26	12892-69G10-280	SHIM, TAPPET (T:2.800)	AR	
4-27	12892-69G10-283	SHIM, TAPPET (T:2.825)	AR	
4-28	12892-69G10-285	SHIM, TAPPET (T:2.850)	AR	
4-29	12892-69G10-288	SHIM, TAPPET (T:2.875)	AR	
4-30	12892-69G10-290	SHIM, TAPPET (T:2.900)	AR	
4-31	12892-69G10-293	SHIM, TAPPET (T:2.925)	AR	
4-32	12892-69G10-295	SHIM, TAPPET (T:2.950)	AR	
4-33	12892-69G10-298	SHIM, TAPPET (T:2.975)	AR	
4-34	12892-69G10-300	SHIM, TAPPET (T:3.000)	AR	
5	12911-86FA1	VALVE, INTAKE	8	
6	12915-86FA1	VALVE, EXHAUST	8	
7	12921-90J00	SPRING, VALVE	16	
8	12931-90J00	RETAINER, VALVE SPRING	16	
9	12932-85FA0	COTTER, VALVE	32	
10	12933-86510	SEAT, VALVE SPRING	16	
11	09289-06003	OIL SEAL (6X12.8X10.2)	16	

**FIG.12**



**FIG.12 (1-B-14) CAMSHAFT (DF100AT E40)**

REF NO.	PART NO.	DESCRIPTION	Q'TY	REMARKS
1	12711-92J00	CAMSHAFT, INTAKE	1	
2	12720-92J10	CAMSHAFT, EXHAUST	1	
3	12891-69G00	TAPPET	16	
4-1	12892-69G10-218	SHIM, TAPPET (T:2.175)	AR	
4-2	12892-69G10-220	SHIM, TAPPET (T:2.200)	AR	
4-3	12892-69G10-223	SHIM, TAPPET (T:2.225)	AR	
4-4	12892-69G10-225	SHIM, TAPPET (T:2.250)	AR	
4-5	12892-69G10-228	SHIM, TAPPET (T:2.275)	AR	
4-6	12892-69G10-230	SHIM, TAPPET (T:2.300)	AR	
4-7	12892-69G10-233	SHIM, TAPPET (T:2.325)	AR	
4-8	12892-69G10-235	SHIM, TAPPET (T:2.350)	AR	
4-9	12892-69G10-238	SHIM, TAPPET (T:2.375)	AR	
4-10	12892-69G10-240	SHIM, TAPPET (T:2.400)	AR	
4-11	12892-69G10-243	SHIM, TAPPET (T:2.425)	AR	
4-12	12892-69G10-245	SHIM, TAPPET (T:2.450)	AR	
4-13	12892-69G10-248	SHIM, TAPPET (T:2.475)	AR	
4-14	12892-69G10-250	SHIM, TAPPET (T:2.500)	AR	
4-15	12892-69G10-253	SHIM, TAPPET (T:2.525)	AR	
4-16	12892-69G10-255	SHIM, TAPPET (T:2.550)	AR	
4-17	12892-69G10-258	SHIM, TAPPET (T:2.575)	AR	
4-18	12892-69G10-260	SHIM, TAPPET (T:2.600)	AR	
4-19	12892-69G10-263	SHIM, TAPPET (T:2.625)	AR	
4-20	12892-69G10-265	SHIM, TAPPET (T:2.650)	AR	
4-21	12892-69G10-268	SHIM, TAPPET (T:2.675)	AR	
4-22	12892-69G10-270	SHIM, TAPPET (T:2.700)	AR	
4-23	12892-69G10-273	SHIM, TAPPET (T:2.725)	AR	
4-24	12892-69G10-275	SHIM, TAPPET (T:2.750)	AR	
4-25	12892-69G10-278	SHIM, TAPPET (T:2.775)	AR	

FIG.12

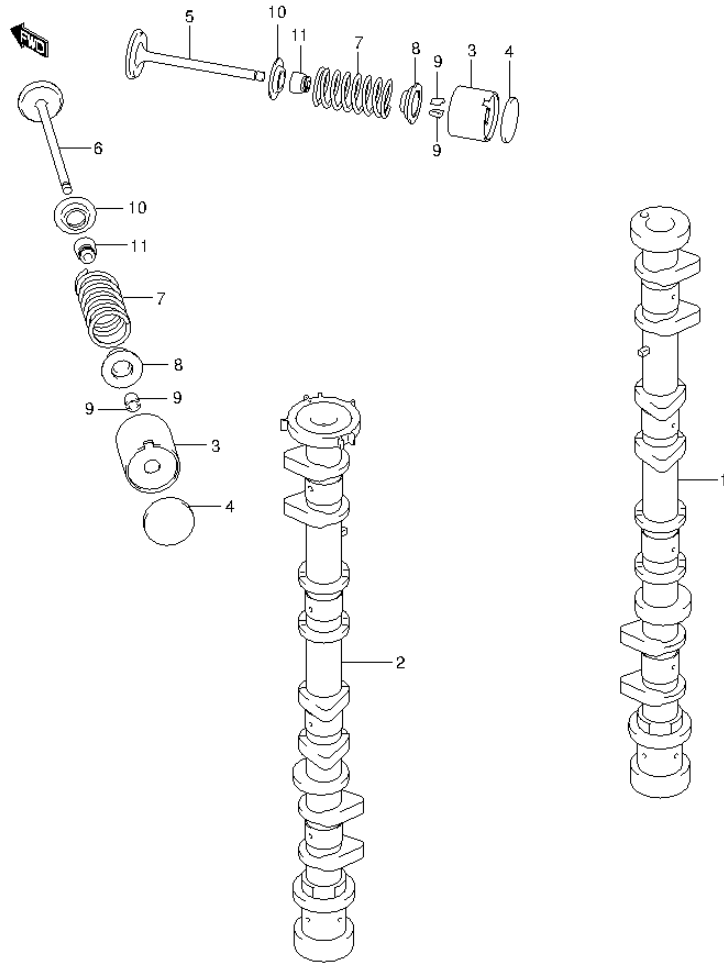


FIG.12 (1-B-15) CAMSHAFT (DF100AT E40)

REF NO.	PART NO.	DESCRIPTION	Q'TY	REMARKS
4-26	12892-69G10-280	SHIM, TAPPET (T:2.800)	AR	
4-27	12892-69G10-283	SHIM, TAPPET (T:2.825)	AR	
4-28	12892-69G10-285	SHIM, TAPPET (T:2.850)	AR	
4-29	12892-69G10-288	SHIM, TAPPET (T:2.875)	AR	
4-30	12892-69G10-290	SHIM, TAPPET (T:2.900)	AR	
4-31	12892-69G10-293	SHIM, TAPPET (T:2.925)	AR	
4-32	12892-69G10-295	SHIM, TAPPET (T:2.950)	AR	
4-33	12892-69G10-298	SHIM, TAPPET (T:2.975)	AR	
4-34	12892-69G10-300	SHIM, TAPPET (T:3.000)	AR	
5	12911-86FA1	VALVE, INTAKE	8	
6	12915-86F50	VALVE, EXHAUST	8	
7	12921-90J00	SPRING, VALVE	16	
8	12931-90J00	RETAINER, VALVE SPRING	16	
9	12932-85FA0	COTTER, VALVE	32	
10	12933-86510	SEAT, VALVE SPRING	16	
11	09289-06003	OIL SEAL (6X12.8X10.2)	16	

FIG.13

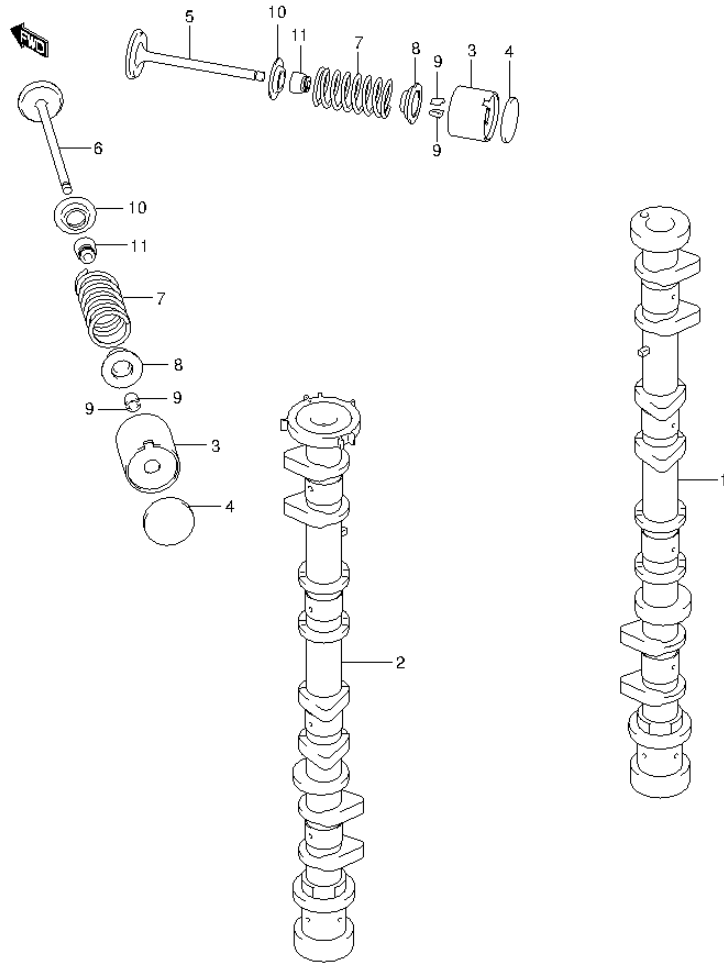
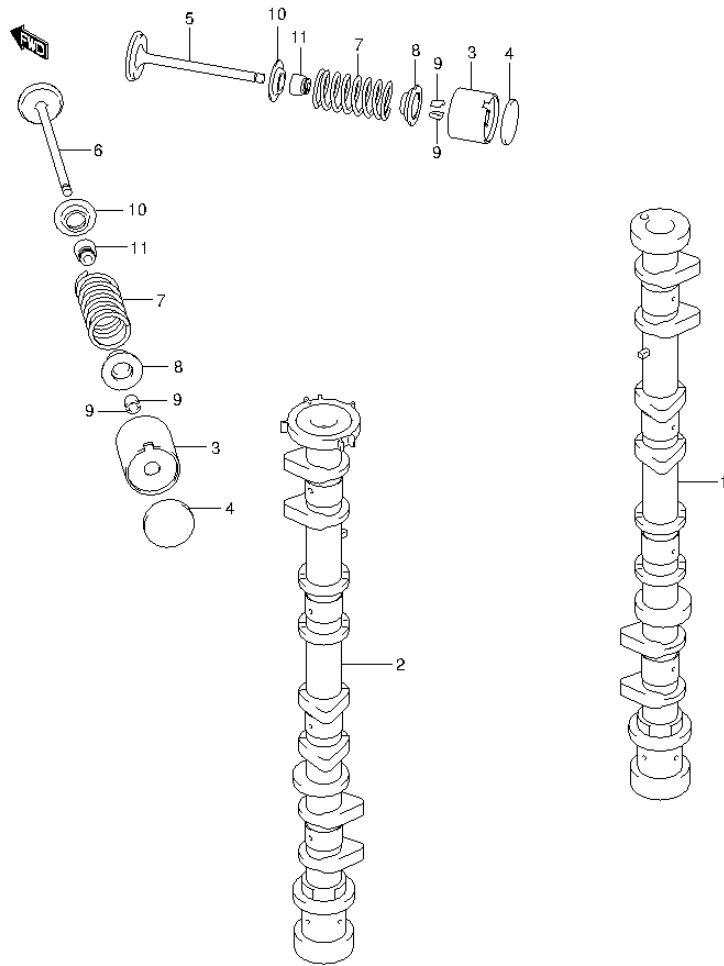


FIG.13 (1-C-2) CAMSHAFT (DF115AT E01)

REF NO.	PART NO.	DESCRIPTION	Q'TY	REMARKS
1	12711-92J00	CAMSHAFT, INTAKE	1	
2	12720-92J10	CAMSHAFT, EXHAUST	1	
3	12891-69G00	TAPPET	16	
4-1	12892-69G10-218	SHIM, TAPPET (T:2.175)	AR	
4-2	12892-69G10-220	SHIM, TAPPET (T:2.200)	AR	
4-3	12892-69G10-223	SHIM, TAPPET (T:2.225)	AR	
4-4	12892-69G10-225	SHIM, TAPPET (T:2.250)	AR	
4-5	12892-69G10-228	SHIM, TAPPET (T:2.275)	AR	
4-6	12892-69G10-230	SHIM, TAPPET (T:2.300)	AR	
4-7	12892-69G10-233	SHIM, TAPPET (T:2.325)	AR	
4-8	12892-69G10-235	SHIM, TAPPET (T:2.350)	AR	
4-9	12892-69G10-238	SHIM, TAPPET (T:2.375)	AR	
4-10	12892-69G10-240	SHIM, TAPPET (T:2.400)	AR	
4-11	12892-69G10-243	SHIM, TAPPET (T:2.425)	AR	
4-12	12892-69G10-245	SHIM, TAPPET (T:2.450)	AR	
4-13	12892-69G10-248	SHIM, TAPPET (T:2.475)	AR	
4-14	12892-69G10-250	SHIM, TAPPET (T:2.500)	AR	
4-15	12892-69G10-253	SHIM, TAPPET (T:2.525)	AR	
4-16	12892-69G10-255	SHIM, TAPPET (T:2.550)	AR	
4-17	12892-69G10-258	SHIM, TAPPET (T:2.575)	AR	
4-18	12892-69G10-260	SHIM, TAPPET (T:2.600)	AR	
4-19	12892-69G10-263	SHIM, TAPPET (T:2.625)	AR	
4-20	12892-69G10-265	SHIM, TAPPET (T:2.650)	AR	
4-21	12892-69G10-268	SHIM, TAPPET (T:2.675)	AR	
4-22	12892-69G10-270	SHIM, TAPPET (T:2.700)	AR	
4-23	12892-69G10-273	SHIM, TAPPET (T:2.725)	AR	
4-24	12892-69G10-275	SHIM, TAPPET (T:2.750)	AR	
4-25	12892-69G10-278	SHIM, TAPPET (T:2.775)	AR	

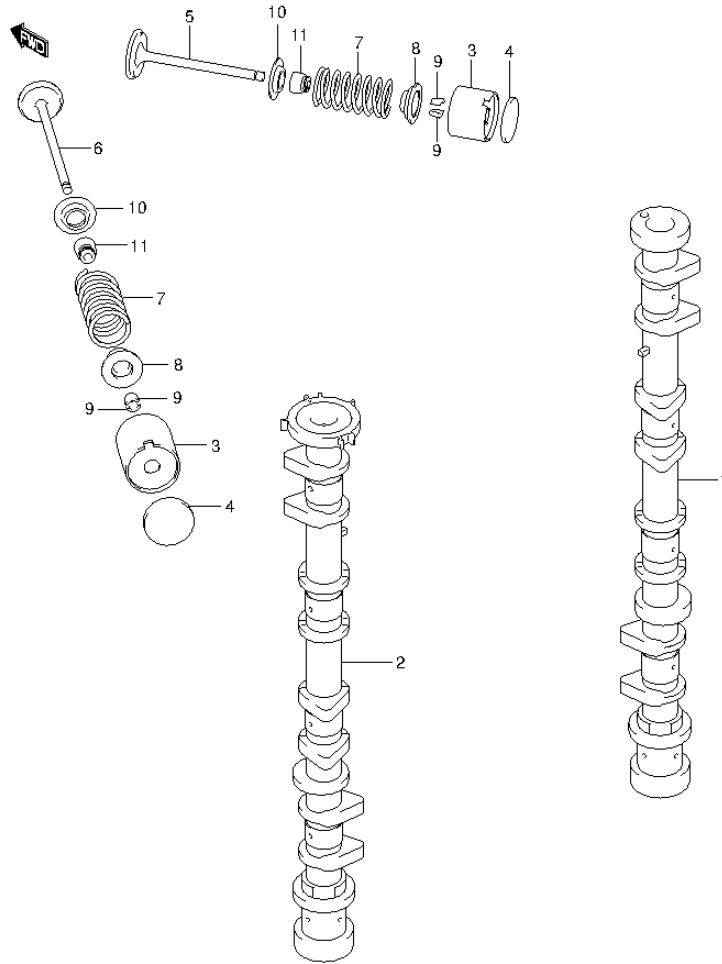
**FIG.13**



**FIG.13 (1-C-3) CAMSHAFT (DF115AT E01)**

REF NO.	PART NO.	DESCRIPTION	Q'TY	REMARKS
4-26	12892-69G10-280	SHIM, TAPPET (T:2.800)	AR	
4-27	12892-69G10-283	SHIM, TAPPET (T:2.825)	AR	
4-28	12892-69G10-285	SHIM, TAPPET (T:2.850)	AR	
4-29	12892-69G10-288	SHIM, TAPPET (T:2.875)	AR	
4-30	12892-69G10-290	SHIM, TAPPET (T:2.900)	AR	
4-31	12892-69G10-293	SHIM, TAPPET (T:2.925)	AR	
4-32	12892-69G10-295	SHIM, TAPPET (T:2.950)	AR	
4-33	12892-69G10-298	SHIM, TAPPET (T:2.975)	AR	
4-34	12892-69G10-300	SHIM, TAPPET (T:3.000)	AR	
5	12911-86FA1	VALVE, INTAKE	8	
6	12915-86FA1	VALVE, EXHAUST	8	
7	12921-90J00	SPRING, VALVE	16	
8	12931-90J00	RETAINER, VALVE SPRING	16	
9	12932-85FA0	COTTER, VALVE	32	
10	12933-86510	SEAT, VALVE SPRING	16	
11	09289-06003	OIL SEAL (6X12.8X10.2)	16	

**FIG.14**



**FIG.14 (1-C-4) CAMSHAFT (DF115AT E40)**

REF NO.	PART NO.	DESCRIPTION	Q'TY	REMARKS
1	12711-92J00	CAMSHAFT, INTAKE	1	
2	12720-92J10	CAMSHAFT, EXHAUST	1	
3	12891-69G00	TAPPET	16	
4-1	12892-69G10-218	SHIM, TAPPET (T:2.175)	AR	
4-2	12892-69G10-220	SHIM, TAPPET (T:2.200)	AR	
4-3	12892-69G10-223	SHIM, TAPPET (T:2.225)	AR	
4-4	12892-69G10-225	SHIM, TAPPET (T:2.250)	AR	
4-5	12892-69G10-228	SHIM, TAPPET (T:2.275)	AR	
4-6	12892-69G10-230	SHIM, TAPPET (T:2.300)	AR	
4-7	12892-69G10-233	SHIM, TAPPET (T:2.325)	AR	
4-8	12892-69G10-235	SHIM, TAPPET (T:2.350)	AR	
4-9	12892-69G10-238	SHIM, TAPPET (T:2.375)	AR	
4-10	12892-69G10-240	SHIM, TAPPET (T:2.400)	AR	
4-11	12892-69G10-243	SHIM, TAPPET (T:2.425)	AR	
4-12	12892-69G10-245	SHIM, TAPPET (T:2.450)	AR	
4-13	12892-69G10-248	SHIM, TAPPET (T:2.475)	AR	
4-14	12892-69G10-250	SHIM, TAPPET (T:2.500)	AR	
4-15	12892-69G10-253	SHIM, TAPPET (T:2.525)	AR	
4-16	12892-69G10-255	SHIM, TAPPET (T:2.550)	AR	
4-17	12892-69G10-258	SHIM, TAPPET (T:2.575)	AR	
4-18	12892-69G10-260	SHIM, TAPPET (T:2.600)	AR	
4-19	12892-69G10-263	SHIM, TAPPET (T:2.625)	AR	
4-20	12892-69G10-265	SHIM, TAPPET (T:2.650)	AR	
4-21	12892-69G10-268	SHIM, TAPPET (T:2.675)	AR	
4-22	12892-69G10-270	SHIM, TAPPET (T:2.700)	AR	
4-23	12892-69G10-273	SHIM, TAPPET (T:2.725)	AR	
4-24	12892-69G10-275	SHIM, TAPPET (T:2.750)	AR	
4-25	12892-69G10-278	SHIM, TAPPET (T:2.775)	AR	

FIG.14

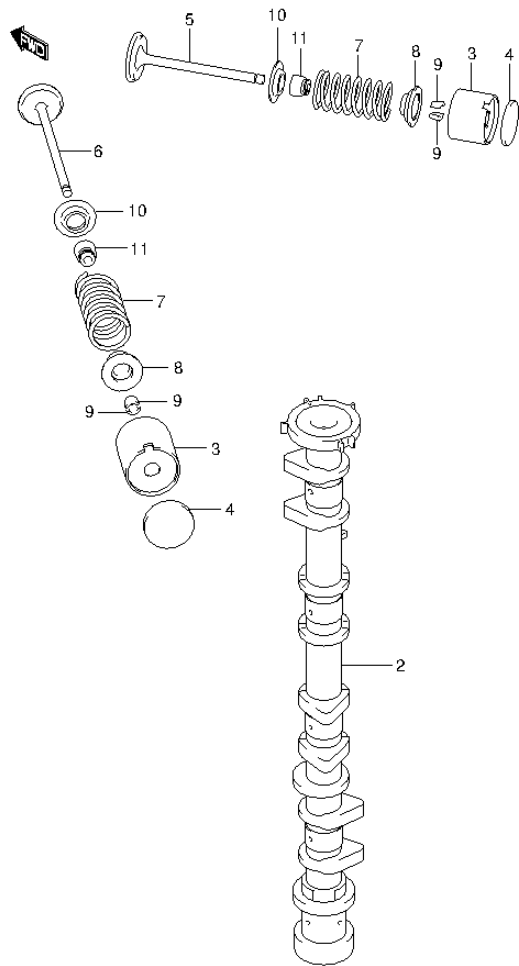
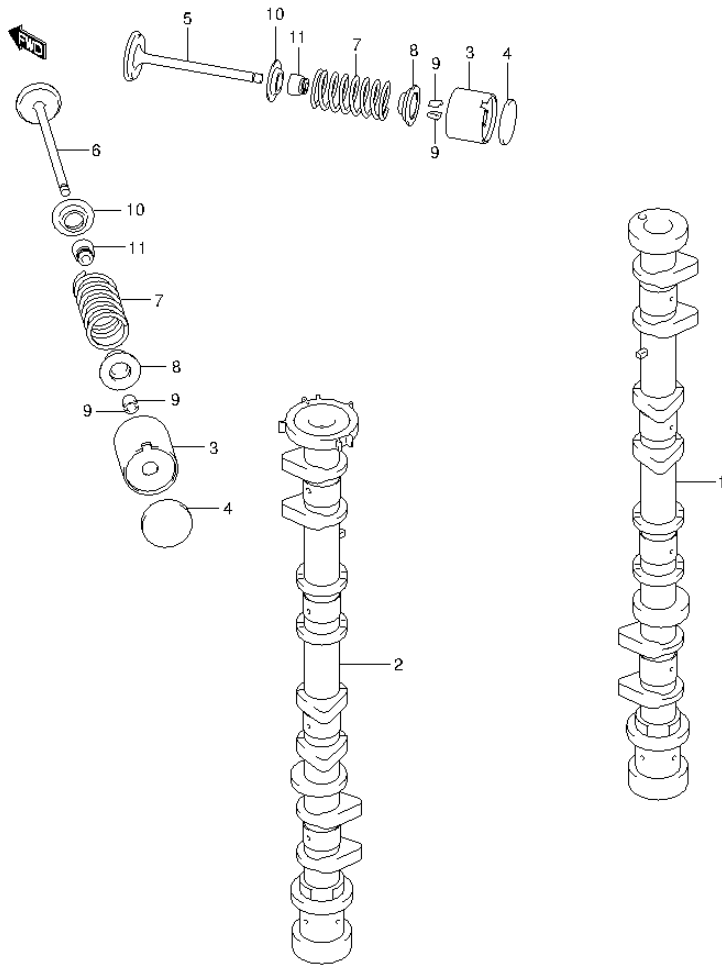


FIG.14 (1-C-5) CAMSHAFT (DF115AT E40)

REF NO.	PART NO.	DESCRIPTION	Q'TY	REMARKS
4-26	12892-69G10-280	SHIM, TAPPET (T:2.800)	AR	
4-27	12892-69G10-283	SHIM, TAPPET (T:2.825)	AR	
4-28	12892-69G10-285	SHIM, TAPPET (T:2.850)	AR	
4-29	12892-69G10-288	SHIM, TAPPET (T:2.875)	AR	
4-30	12892-69G10-290	SHIM, TAPPET (T:2.900)	AR	
4-31	12892-69G10-293	SHIM, TAPPET (T:2.925)	AR	
4-32	12892-69G10-295	SHIM, TAPPET (T:2.950)	AR	
4-33	12892-69G10-298	SHIM, TAPPET (T:2.975)	AR	
4-34	12892-69G10-300	SHIM, TAPPET (T:3.000)	AR	
5	12911-86FA1	VALVE, INTAKE	8	
6	12915-86F50	VALVE, EXHAUST	8	
7	12921-90J00	SPRING, VALVE	16	
8	12931-90J00	RETAINER, VALVE SPRING	16	
9	12932-85FA0	COTTER, VALVE	32	
10	12933-86510	SEAT, VALVE SPRING	16	
11	09289-06003	OIL SEAL (6X12.8X10.2)	16	

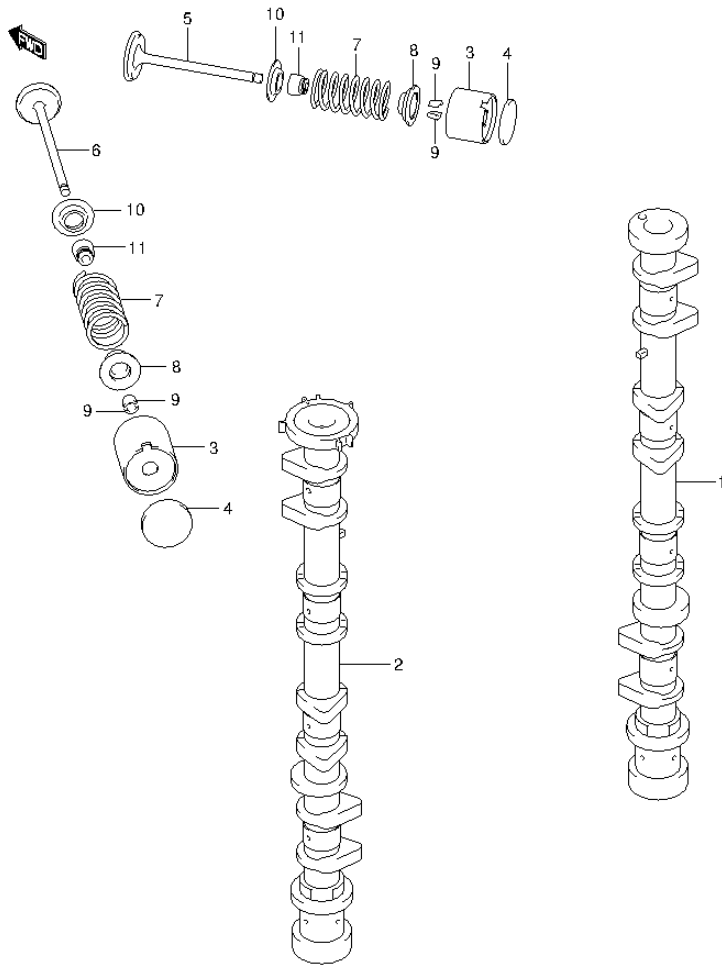
**FIG.15**



**FIG.15 (1-C-6) CAMSHAFT (DF115AZ E01)**

REF NO.	PART NO.	DESCRIPTION	Q'TY	REMARKS
1	12711-92J00	CAMSHAFT, INTAKE	1	
2	12720-92J10	CAMSHAFT, EXHAUST	1	
3	12891-69G00	TAPPET	16	
4-1	12892-69G10-218	SHIM, TAPPET (T:2.175)	AR	
4-2	12892-69G10-220	SHIM, TAPPET (T:2.200)	AR	
4-3	12892-69G10-223	SHIM, TAPPET (T:2.225)	AR	
4-4	12892-69G10-225	SHIM, TAPPET (T:2.250)	AR	
4-5	12892-69G10-228	SHIM, TAPPET (T:2.275)	AR	
4-6	12892-69G10-230	SHIM, TAPPET (T:2.300)	AR	
4-7	12892-69G10-233	SHIM, TAPPET (T:2.325)	AR	
4-8	12892-69G10-235	SHIM, TAPPET (T:2.350)	AR	
4-9	12892-69G10-238	SHIM, TAPPET (T:2.375)	AR	
4-10	12892-69G10-240	SHIM, TAPPET (T:2.400)	AR	
4-11	12892-69G10-243	SHIM, TAPPET (T:2.425)	AR	
4-12	12892-69G10-245	SHIM, TAPPET (T:2.450)	AR	
4-13	12892-69G10-248	SHIM, TAPPET (T:2.475)	AR	
4-14	12892-69G10-250	SHIM, TAPPET (T:2.500)	AR	
4-15	12892-69G10-253	SHIM, TAPPET (T:2.525)	AR	
4-16	12892-69G10-255	SHIM, TAPPET (T:2.550)	AR	
4-17	12892-69G10-258	SHIM, TAPPET (T:2.575)	AR	
4-18	12892-69G10-260	SHIM, TAPPET (T:2.600)	AR	
4-19	12892-69G10-263	SHIM, TAPPET (T:2.625)	AR	
4-20	12892-69G10-265	SHIM, TAPPET (T:2.650)	AR	
4-21	12892-69G10-268	SHIM, TAPPET (T:2.675)	AR	
4-22	12892-69G10-270	SHIM, TAPPET (T:2.700)	AR	
4-23	12892-69G10-273	SHIM, TAPPET (T:2.725)	AR	
4-24	12892-69G10-275	SHIM, TAPPET (T:2.750)	AR	
4-25	12892-69G10-278	SHIM, TAPPET (T:2.775)	AR	

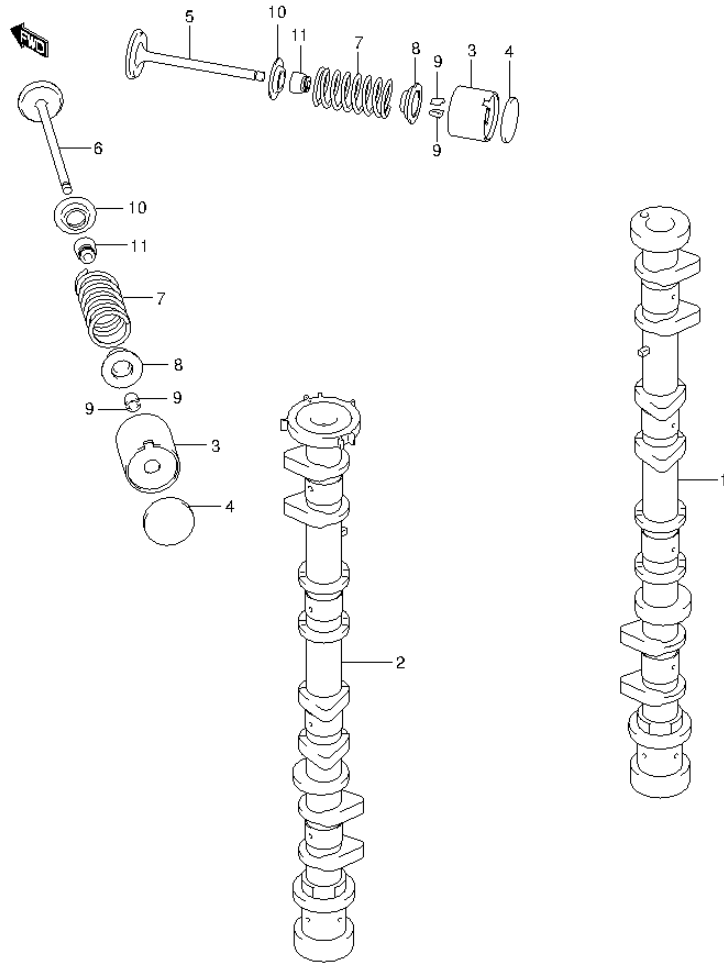
# FIG.15



# FIG.15 (1-C-7) CAMSHAFT (DF115AZ E01)

REF NO.	PART NO.	DESCRIPTION	Q'TY	REMARKS
4-26	12892-69G10-280	SHIM, TAPPET (T:2.800)	AR	
4-27	12892-69G10-283	SHIM, TAPPET (T:2.825)	AR	
4-28	12892-69G10-285	SHIM, TAPPET (T:2.850)	AR	
4-29	12892-69G10-288	SHIM, TAPPET (T:2.875)	AR	
4-30	12892-69G10-290	SHIM, TAPPET (T:2.900)	AR	
4-31	12892-69G10-293	SHIM, TAPPET (T:2.925)	AR	
4-32	12892-69G10-295	SHIM, TAPPET (T:2.950)	AR	
4-33	12892-69G10-298	SHIM, TAPPET (T:2.975)	AR	
4-34	12892-69G10-300	SHIM, TAPPET (T:3.000)	AR	
5	12911-86FA1	VALVE, INTAKE	8	
6	12915-86FA1	VALVE, EXHAUST	8	
7	12921-90J00	SPRING, VALVE	16	
8	12931-90J00	RETAINER, VALVE SPRING	16	
9	12932-85FA0	COTTER, VALVE	32	
10	12933-86510	SEAT, VALVE SPRING	16	
11	09289-06003	OIL SEAL (6X12.8X10.2)	16	

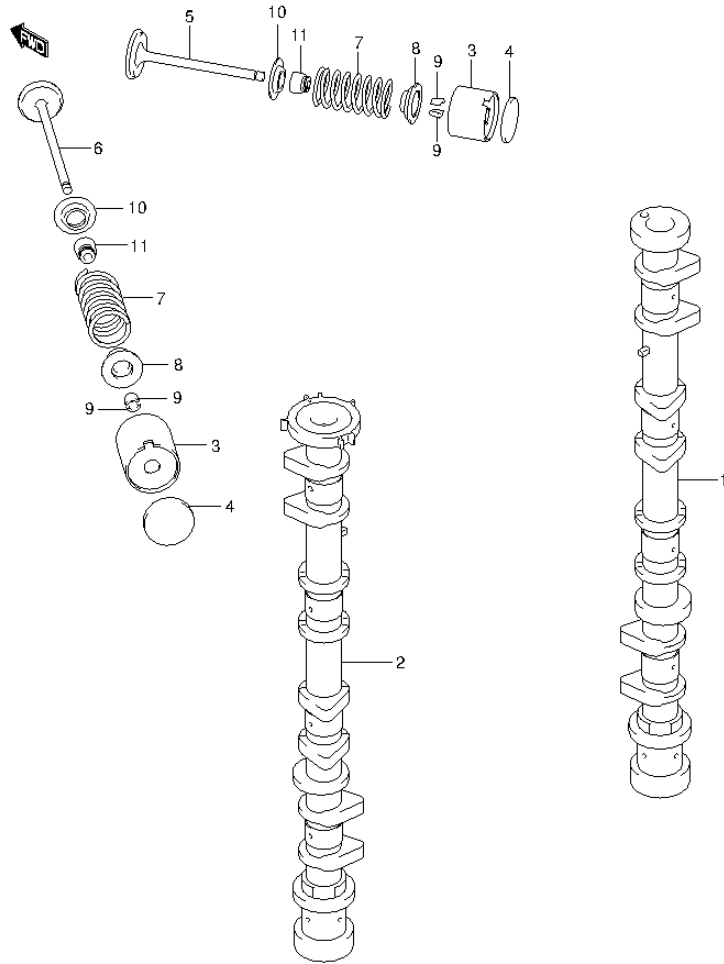
**FIG.16**



**FIG.16 (1-C-8) CAMSHAFT (DF115AZ E40)**

REF NO.	PART NO.	DESCRIPTION	Q'TY	REMARKS
1	12711-92J00	CAMSHAFT, INTAKE	1	
2	12720-92J10	CAMSHAFT, EXHAUST	1	
3	12891-69G00	TAPPET	16	
4-1	12892-69G10-218	SHIM, TAPPET (T:2.175)	AR	
4-2	12892-69G10-220	SHIM, TAPPET (T:2.200)	AR	
4-3	12892-69G10-223	SHIM, TAPPET (T:2.225)	AR	
4-4	12892-69G10-225	SHIM, TAPPET (T:2.250)	AR	
4-5	12892-69G10-228	SHIM, TAPPET (T:2.275)	AR	
4-6	12892-69G10-230	SHIM, TAPPET (T:2.300)	AR	
4-7	12892-69G10-233	SHIM, TAPPET (T:2.325)	AR	
4-8	12892-69G10-235	SHIM, TAPPET (T:2.350)	AR	
4-9	12892-69G10-238	SHIM, TAPPET (T:2.375)	AR	
4-10	12892-69G10-240	SHIM, TAPPET (T:2.400)	AR	
4-11	12892-69G10-243	SHIM, TAPPET (T:2.425)	AR	
4-12	12892-69G10-245	SHIM, TAPPET (T:2.450)	AR	
4-13	12892-69G10-248	SHIM, TAPPET (T:2.475)	AR	
4-14	12892-69G10-250	SHIM, TAPPET (T:2.500)	AR	
4-15	12892-69G10-253	SHIM, TAPPET (T:2.525)	AR	
4-16	12892-69G10-255	SHIM, TAPPET (T:2.550)	AR	
4-17	12892-69G10-258	SHIM, TAPPET (T:2.575)	AR	
4-18	12892-69G10-260	SHIM, TAPPET (T:2.600)	AR	
4-19	12892-69G10-263	SHIM, TAPPET (T:2.625)	AR	
4-20	12892-69G10-265	SHIM, TAPPET (T:2.650)	AR	
4-21	12892-69G10-268	SHIM, TAPPET (T:2.675)	AR	
4-22	12892-69G10-270	SHIM, TAPPET (T:2.700)	AR	
4-23	12892-69G10-273	SHIM, TAPPET (T:2.725)	AR	
4-24	12892-69G10-275	SHIM, TAPPET (T:2.750)	AR	
4-25	12892-69G10-278	SHIM, TAPPET (T:2.775)	AR	

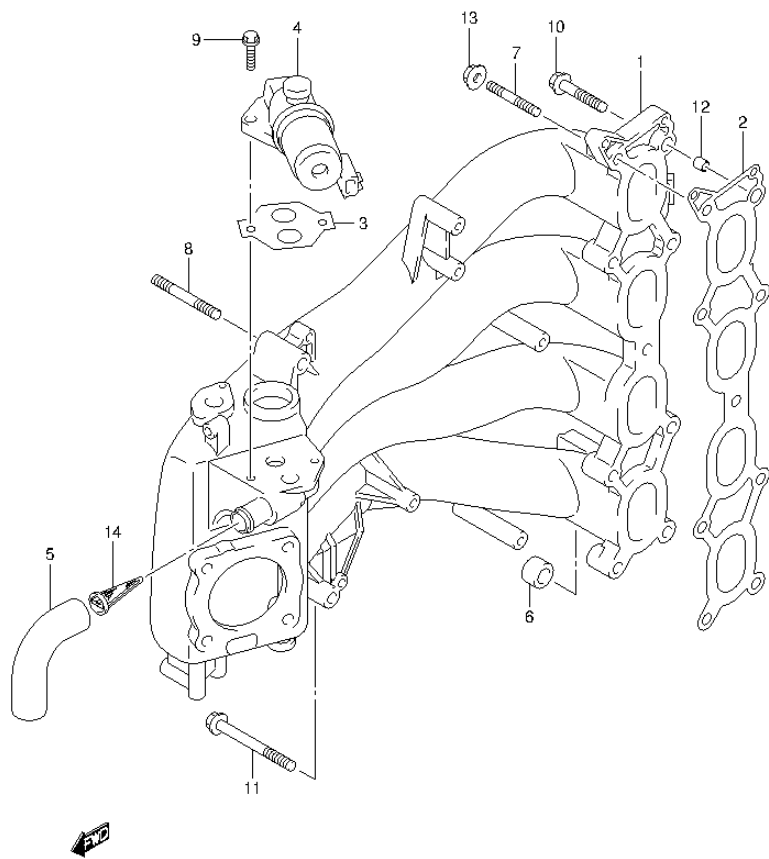
**FIG.16**



**FIG.16 (1-C-9) CAMSHAFT (DF115AZ E40)**

REF NO.	PART NO.	DESCRIPTION	Q'TY	REMARKS
4-26	12892-69G10-280	SHIM, TAPPET (T:2.800)	AR	
4-27	12892-69G10-283	SHIM, TAPPET (T:2.825)	AR	
4-28	12892-69G10-285	SHIM, TAPPET (T:2.850)	AR	
4-29	12892-69G10-288	SHIM, TAPPET (T:2.875)	AR	
4-30	12892-69G10-290	SHIM, TAPPET (T:2.900)	AR	
4-31	12892-69G10-293	SHIM, TAPPET (T:2.925)	AR	
4-32	12892-69G10-295	SHIM, TAPPET (T:2.950)	AR	
4-33	12892-69G10-298	SHIM, TAPPET (T:2.975)	AR	
4-34	12892-69G10-300	SHIM, TAPPET (T:3.000)	AR	
5	12911-86FA1	VALVE, INTAKE	8	
6	12915-86F50	VALVE, EXHAUST	8	
7	12921-90J00	SPRING, VALVE	16	
8	12931-90J00	RETAINER, VALVE SPRING	16	
9	12932-85FA0	COTTER, VALVE	32	
10	12933-86510	SEAT, VALVE SPRING	16	
11	09289-06003	OIL SEAL (6X12.8X10.2)	16	

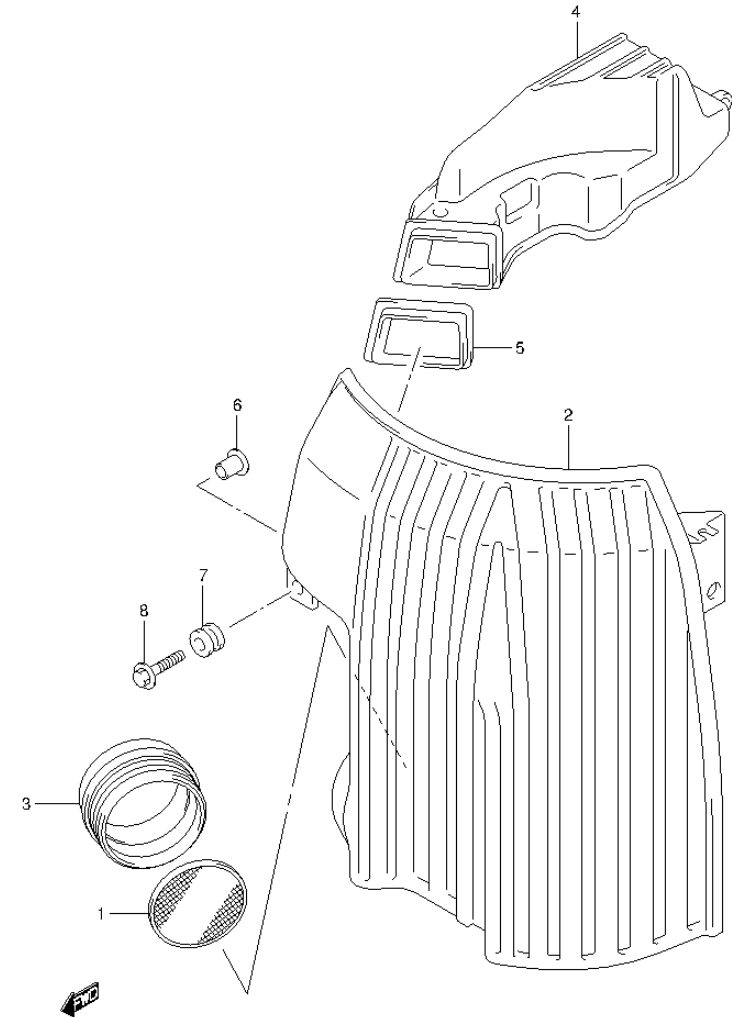
**FIG.17**



**FIG.17 (1-C-10) INTAKE MANIFOLD**

REF NO.	PART NO.	DESCRIPTION	Q'TY	REMARKS
1	13110-90J10	MANIFOLD, INTAKE	1	
2	13119-90J00	GASKET, INTAKE MANIFOLD	1	
3	18134-77E00	GASKET, IAC VALVE	1	
4	18137-77E00	VALVE, IAC	1	
5	18141-90J00	HOSE, IAC	1	
6	09329-12004	CUSHION	1	
7	01421-08357	STUD BOLT	1	
8	01421-08507	STUD BOLT	1	
9	01550-06207	BOLT	2	
10	01550-08407	BOLT	8	
11	01550-08757	BOLT	1	
12	04211-11129	PIN	2	
13	08316-10087	NUT	2	
14	18148-90J00	FILTER,IAC HOSE	1	

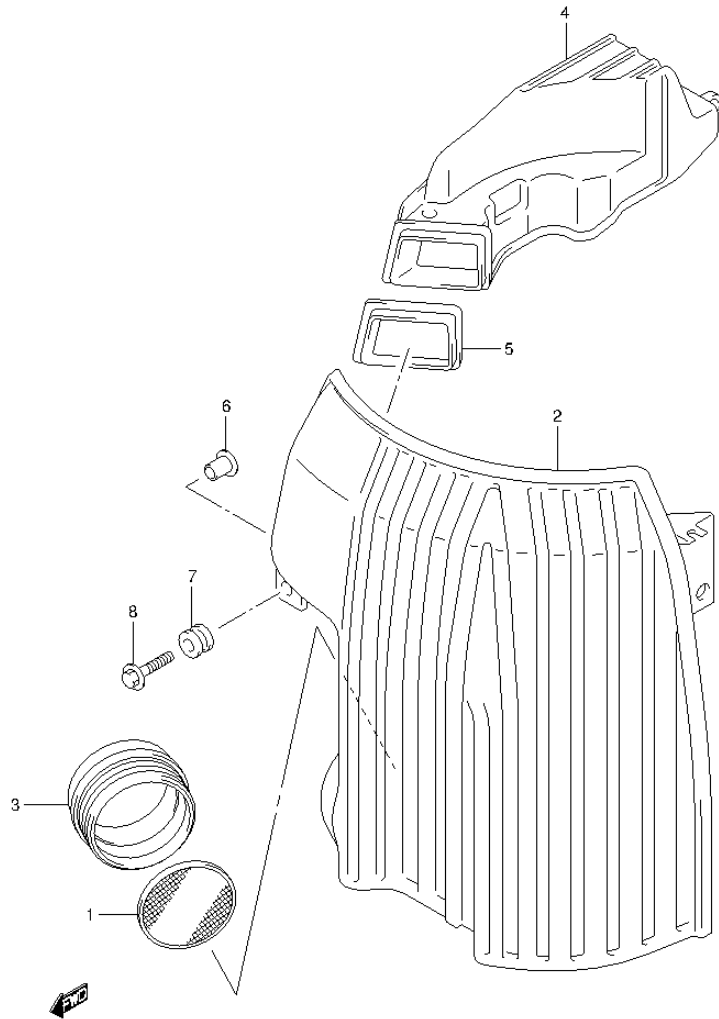
**FIG.18**



**FIG.18 (1-C-11) SILENCER (DF100AT E01)**

REF NO.	PART NO.	DESCRIPTION	Q'TY	REMARKS
1	13710-99E00	ARRESTER, FLAME	1	
2	13810-90J01	SILENCER	1	
3	13820-90J00	HOLDER, FLAME ARRESTER	1	
4	13840-90J00	DUCT, SILENCER	1	
5	13851-90J00	GROMMET, SILENCER	1	
6	09169-06075	WASHER	5	
7	09320-09039	CUSHION	5	
8	09116-06215	BOLT (6X30)	5	

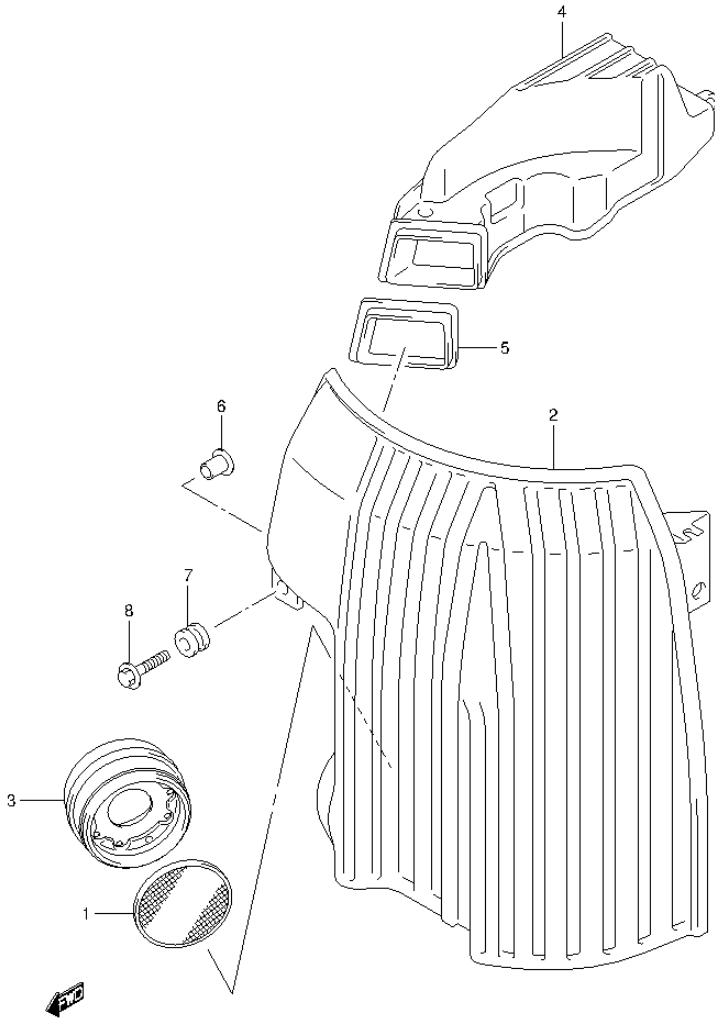
**FIG.19**



**FIG.19 (1-C-12) SILENCER (DF100AT E40)**

REF NO.	PART NO.	DESCRIPTION	Q'TY	REMARKS
1	13710-99E00	ARRESTER, FLAME	1	
2	13810-90J01	SILENCER	1	
3	13820-90J00	HOLDER, FLAME ARRESTER	1	
4	13840-90J00	DUCT, SILENCER	1	
5	13851-90J00	GROMMET, SILENCER	1	
6	09169-06075	WASHER	5	
7	09320-09039	CUSHION	5	
8	09116-06215	BOLT (6X30)	5	

FIG.20



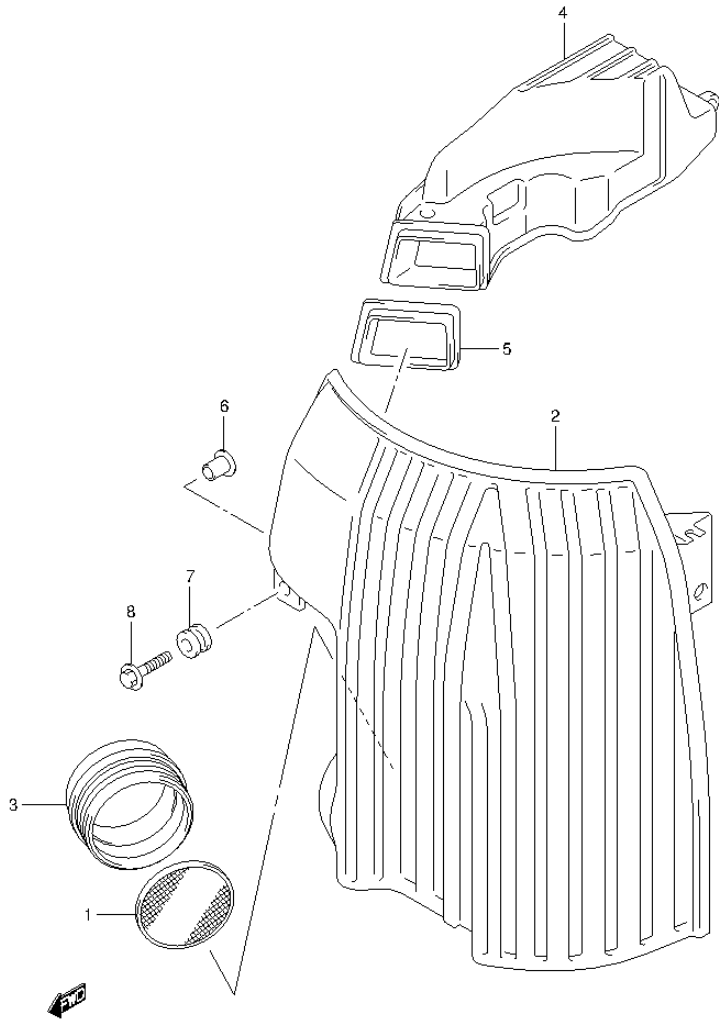
DF100A\_115A\_E01\_013\_020  
SILENCER

FIG.20 (1-C-13) SILENCER (DF115AT E01)

REF NO.	PART NO.	DESCRIPTION	Q'TY	REMARKS
1	13710-99E00	ARRESTER, FLAME	1	
2	13810-90J01	SILENCER	1	
3	13813-92J00	HOLDER, FLAME ARRESTER	1	
4	13840-90J00	DUCT, SILENCER	1	
5	13851-90J00	GROMMET, SILENCER	1	
6	09169-06075	WASHER	5	
7	09320-09039	CUSHION	5	
8	09116-06215	BOLT (6X30)	5	

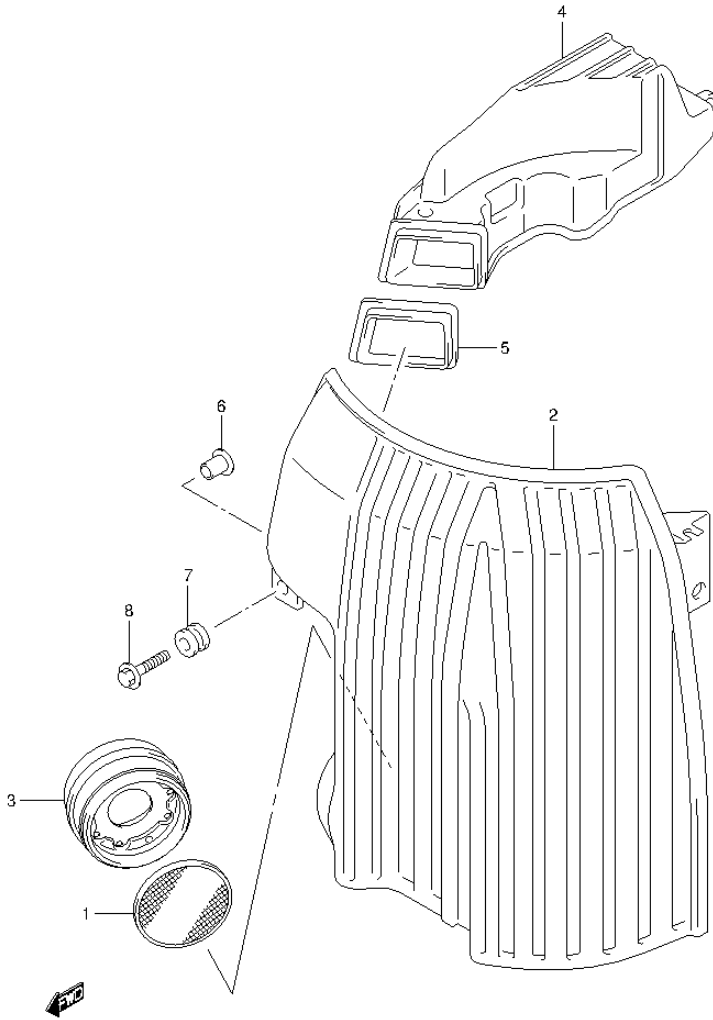
DF100A\_115A\_E01\_013

**FIG.21**



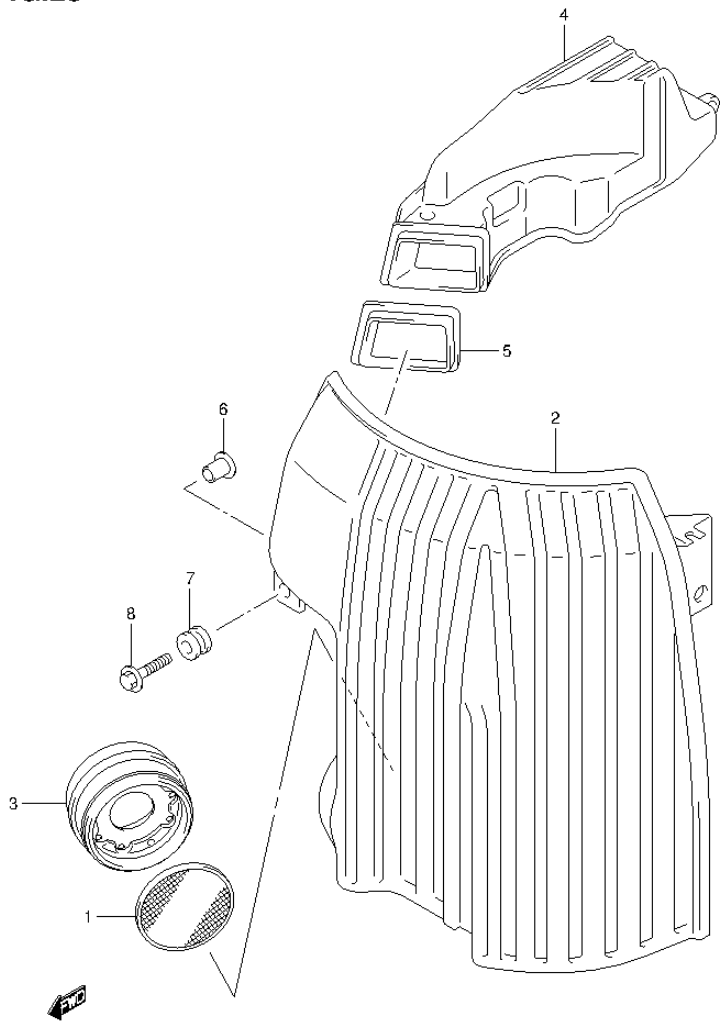
**FIG.21 (1-C-14) SILENCER (DF115AT E40)**

REF NO.	PART NO.	DESCRIPTION	Q'TY	REMARKS
1	13710-99E00	ARRESTER, FLAME	1	
2	13810-90J01	SILENCER	1	
3	13813-92J00	HOLDER, FLAME ARRESTER	1	
4	13840-90J00	DUCT, SILENCER	1	
5	13851-90J00	GROMMET, SILENCER	1	
6	09169-06075	WASHER	5	
7	09320-09039	CUSHION	5	
8	09116-06215	BOLT (6X30)	5	

**FIG.22****FIG.22 (1-C-15) SILENCER (DF115AZ E01)**

REF NO.	PART NO.	DESCRIPTION	Q'TY	REMARKS
1	13710-99E00	ARRESTER, FLAME	1	
2	13810-90J01	SILENCER	1	
3	13813-92J00	HOLDER, FLAME ARRESTER	1	
4	13840-90J00	DUCT, SILENCER	1	
5	13851-90J00	GROMMET, SILENCER	1	
6	09169-06075	WASHER	5	
7	09320-09039	CUSHION	5	
8	09116-06215	BOLT (6X30)	5	

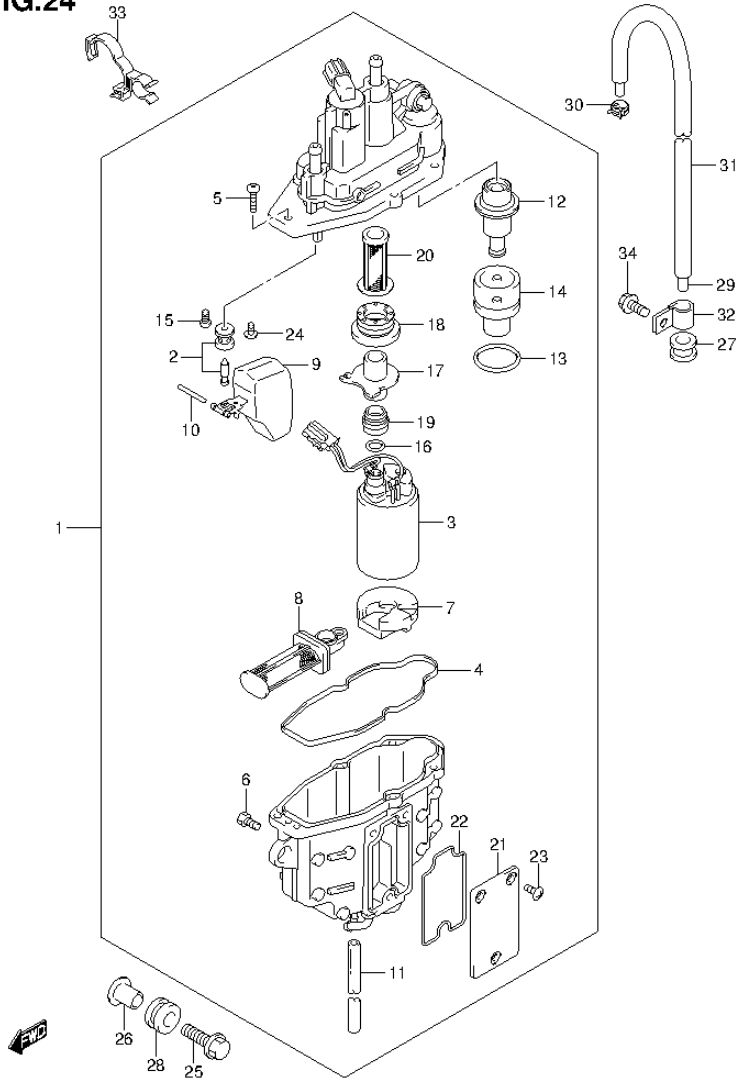
**FIG.23**



**FIG.23 (1-D-2) SILENCER (DF115AZ E40)**

REF NO.	PART NO.	DESCRIPTION	Q'TY	REMARKS
1	13710-99E00	ARRESTER, FLAME	1	
2	13810-90J01	SILENCER	1	
3	13813-92J00	HOLDER, FLAME ARRESTER	1	
4	13840-90J00	DUCT, SILENCER	1	
5	13851-90J00	GROMMET, SILENCER	1	
6	09169-06075	WASHER	5	
7	09320-09039	CUSHION	5	
8	09116-06215	BOLT (6X30)	5	

**FIG.24**

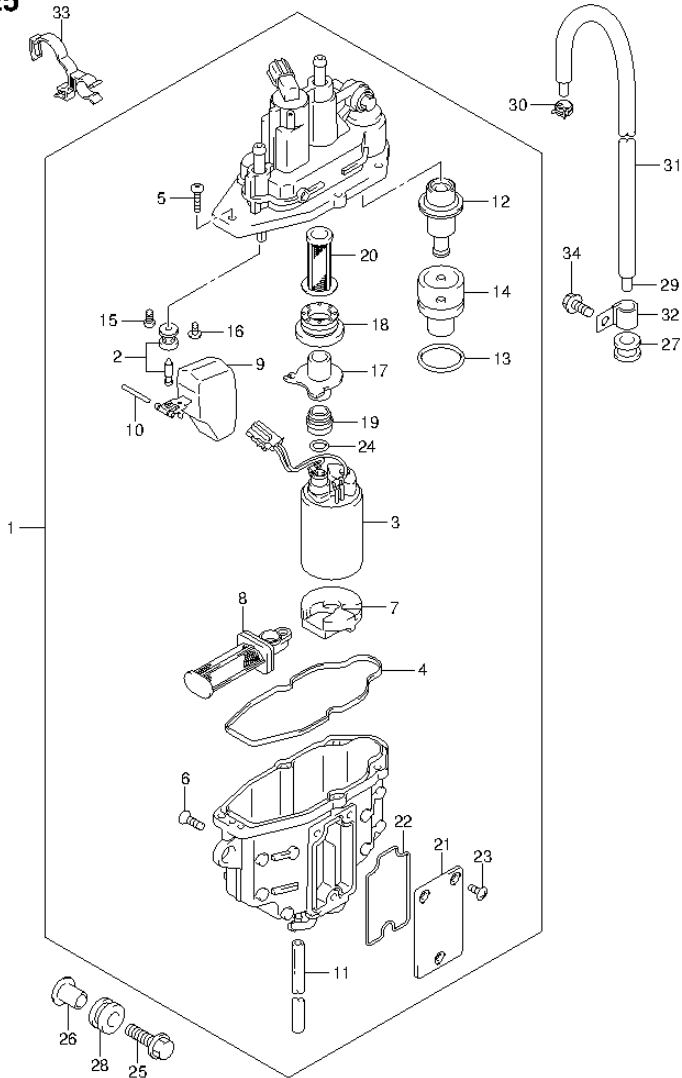


**FIG.24 (1-D-3) FUEL VAPOR SEPARATOR (DF100AT E01)**

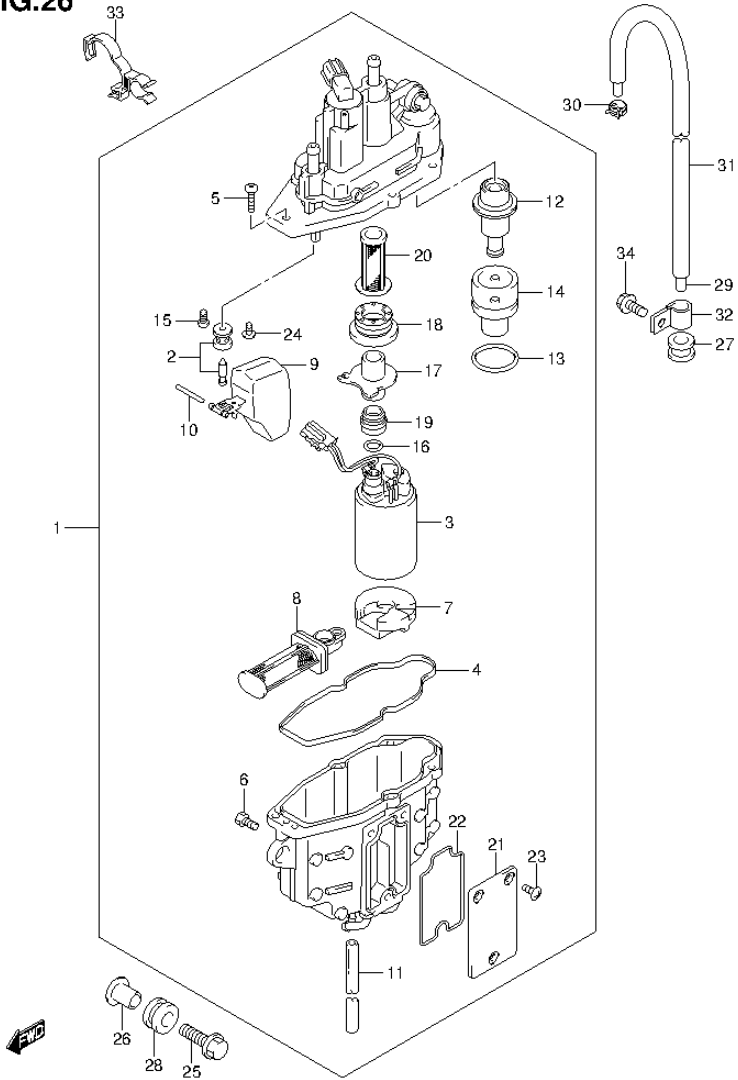
REF NO.	PART NO.	DESCRIPTION	Q'TY	REMARKS
1	15600-92J00	SEPARATOR ASSY, FUEL VAPOR	1	
2	13370-88L00	.VALVE ASSY, NEEDLE	1	
3	15200-92J00	.PUMP ASSY, FUEL	1	
4	15626-92J00	.SEAL	1	
5	15628-99E00	.SCREW (L:15)	5	
6	15629-99E10	.SCREW, DRAIN	1	
7	15641-88L00	.SPACER	1	
8	15642-88L00	.FILTER ASSY	1	
9	15650-99E00	.FLOAT	1	
10	15654-88L00	.PIN	1	
11	15683-87J00	.HOSE, DRAIN (L:120)	1	
12	15760-88L00	.REGULATOR ASSY	1	
13	15644-88L00	.O RING	1	
14	15645-88L00	.HOLDER, REGULATOR	1	
15	02112-0408A	.SCREW	1	
16	15648-92J00	.RING	1	
17	15643-88L00	.JOINT	1	
18	15641-88L20	.BUSH	1	
19	15641-88L40	.BUSH	1	
20	15642-88L10	.FILTER	1	
21	15612-99E01	.COVER	1	
22	15613-88L00	.O RING	1	
23	15614-99E00	.SCREW, VAPOR SEPARATOR COVER	3	
24	02142-0408B	.SCREW	1	
25	09116-06202	BOLT (6X25)	3	
26	09169-06090	WASHER	3	
27	09320-08076	GROMMET	1	
28	09320-09053	CUSHION	3	
29	09352-50823-00B	HOSE (5X8.2X2000)	1	L:2000->680
30	09401-08412	CLIP	1	
31	18498-88L00	PROTECTOR, EVAP HOSE (L:610)	1	
32	09403-13408	CLAMP	2	
33	09408-00302	CLAMP	1	
34	01550-06127	BOLT	2	

**FIG.25**

**FIG.25 (1-D-4) FUEL VAPOR SEPARATOR (DF100AT E40)**



REF NO.	PART NO.	DESCRIPTION	Q'TY	REMARKS
1	15600-92J10	SEPARATOR ASSY, FUEL VAPOR	1	
2	13370-88L10	.VALVE ASSY, NEEDLE	1	
3	15200-92J10	.PUMP ASSY, FUEL	1	
4	15626-92J10	.SEAL	1	
5	15628-99E00	.SCREW (L:15)	5	
6	15629-99E10	.SCREW, DRAIN	1	
7	15641-88L10	.SPACER	1	
8	15642-88L00	.FILTER ASSY	1	
9	15650-99E00	.FLOAT	1	
10	15654-88L00	.PIN	1	
11	15683-87J00	.HOSE, DRAIN (L:120)	1	
12	15760-88L00	.REGULATOR ASSY	1	
13	15644-88L10	.O RING	1	
14	15645-88L00	.HOLDER, REGULATOR	1	
15	13614-89J00	.SCREW	1	
16	13614-93J00	.SCREW	1	
17	15643-88L00	.JOINT	1	
18	15641-88L30	.BUSH	1	
19	15641-88L50	.BUSH	1	
20	15642-88L10	.FILTER	1	
21	15612-99E01	.COVER	1	
22	15613-88L00	.O RING	1	
23	15614-99E00	.SCREW, VAPOR SEPARATOR COVER	3	
24	15648-92J00	.RING	1	
25	09116-06202	BOLT (6X25)	3	
26	09169-06090	WASHER	3	
27	09320-08076	GROMMET	1	
28	09320-09053	CUSHION	3	
29	09352-50823-00B	HOSE (5X8.2X2000)	1	L:2000->680
30	09401-08412	CLIP	1	
31	18498-88L00	PROTECTOR, EVAP HOSE (L:610)	1	
32	09403-13408	CLAMP	2	
33	09408-00302	CLAMP	1	
34	01550-06127	BOLT	2	

**FIG.26****FIG.26 (1-D-5) FUEL VAPOR SEPARATOR (DF115AT E01)**

REF NO.	PART NO.	DESCRIPTION	Q'TY	REMARKS
1	15600-92J00	SEPARATOR ASSY, FUEL VAPOR	1	
2	13370-88L00	.VALVE ASSY, NEEDLE	1	
3	15200-92J00	.PUMP ASSY, FUEL	1	
4	15626-92J00	.SEAL	1	
5	15628-99E00	.SCREW (L:15)	5	
6	15629-99E10	.SCREW, DRAIN	1	
7	15641-88L00	.SPACER	1	
8	15642-88L00	.FILTER ASSY	1	
9	15650-99E00	.FLOAT	1	
10	15654-88L00	.PIN	1	
11	15683-87J00	.HOSE, DRAIN (L:120)	1	
12	15760-88L00	.REGULATOR ASSY	1	
13	15644-88L00	.O RING	1	
14	15645-88L00	.HOLDER, REGULATOR	1	
15	02112-0408A	.SCREW	1	
16	15648-92J00	.RING	1	
17	15643-88L00	.JOINT	1	
18	15641-88L20	.BUSH	1	
19	15641-88L40	.BUSH	1	
20	15642-88L10	.FILTER	1	
21	15612-99E01	.COVER	1	
22	15613-88L00	.O RING	1	
23	15614-99E00	.SCREW, VAPOR SEPARATOR COVER	3	
24	02142-0408B	.SCREW	1	
25	09116-06202	BOLT (6X25)	3	
26	09169-06090	WASHER	3	
27	09320-08076	GROMMET	1	
28	09320-09053	CUSHION	3	
29	09352-50823-00B	HOSE (5X8.2X2000)	1	L:2000->680
30	09401-08412	CLIP	1	
31	18498-88L00	PROTECTOR, EVAP HOSE (L:610)	1	
32	09403-13408	CLAMP	2	
33	09408-00302	CLAMP	1	
34	01550-06127	BOLT	2	

FIG.27

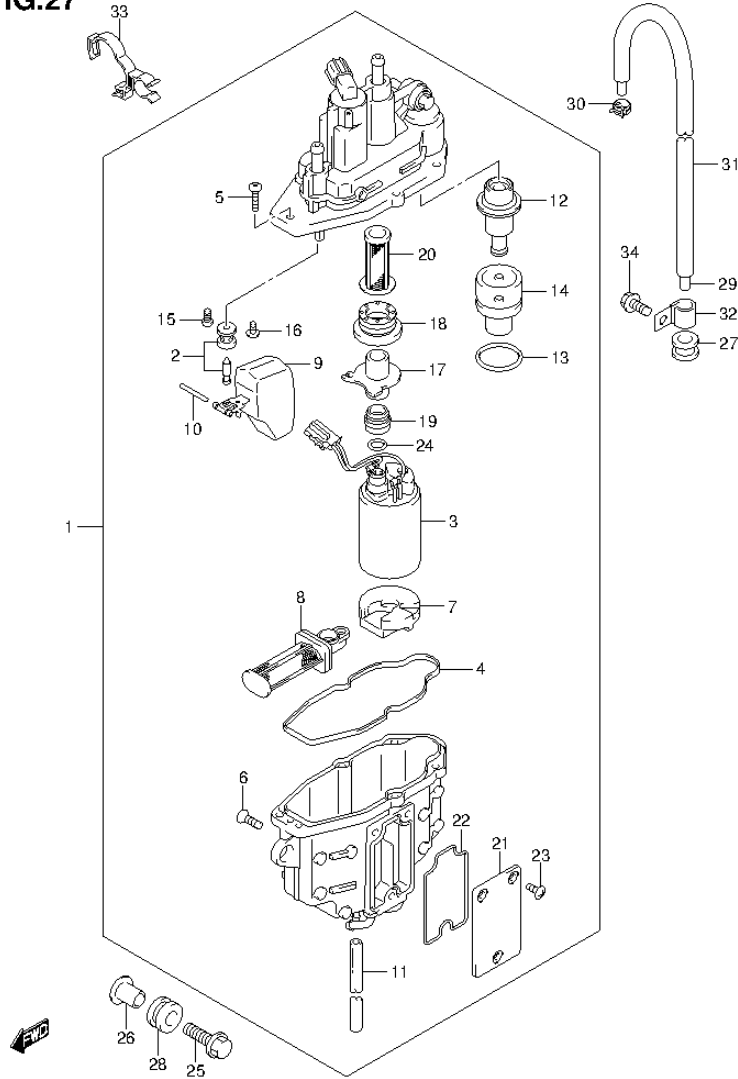
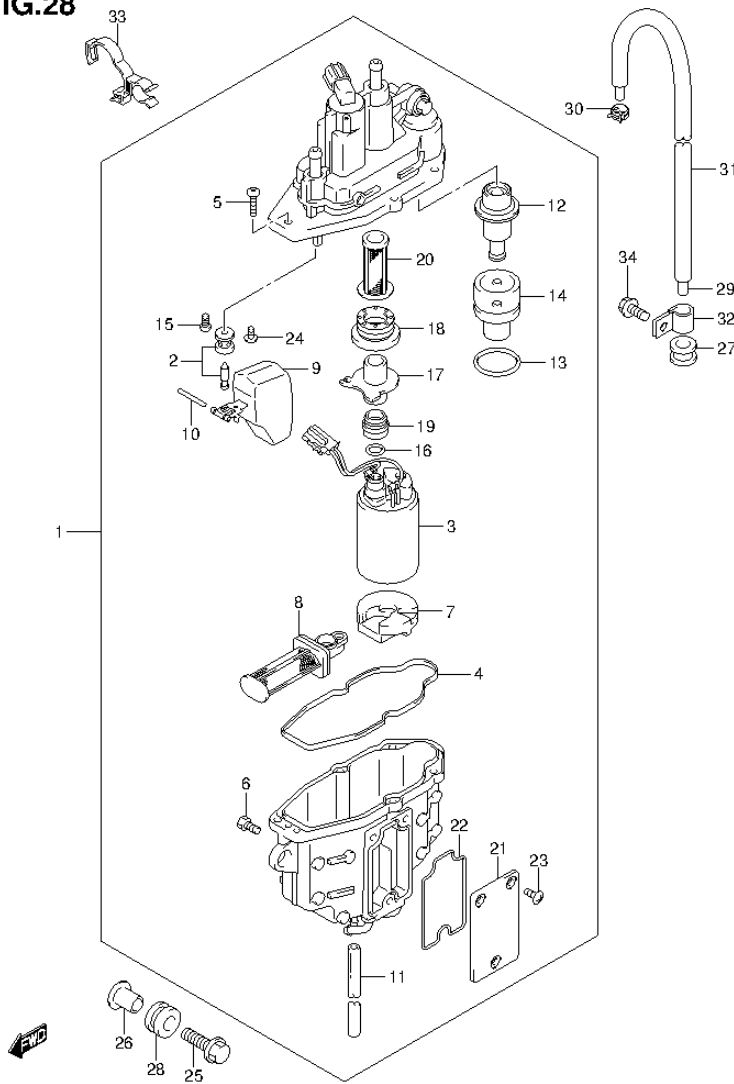


FIG.27 (1-D-6) FUEL VAPOR SEPARATOR (DF115AT E40)

REF NO.	PART NO.	DESCRIPTION	Q'TY	REMARKS
1	15600-92J10	SEPARATOR ASSY, FUEL VAPOR	1	
2	13370-88L10	.VALVE ASSY, NEEDLE	1	
3	15200-92J10	.PUMP ASSY, FUEL	1	
4	15626-92J10	.SEAL	1	
5	15628-99E00	.SCREW (L:15)	5	
6	15629-99E10	.SCREW, DRAIN	1	
7	15641-88L10	.SPACER	1	
8	15642-88L00	.FILTER ASSY	1	
9	15650-99E00	.FLOAT	1	
10	15654-88L00	.PIN	1	
11	15683-87J00	.HOSE, DRAIN (L:120)	1	
12	15760-88L00	.REGULATOR ASSY	1	
13	15644-88L10	.O RING	1	
14	15645-88L00	.HOLDER, REGULATOR	1	
15	13614-89J00	.SCREW	1	
16	13614-93J00	.SCREW	1	
17	15643-88L00	.JOINT	1	
18	15641-88L30	.BUSH	1	
19	15641-88L50	.BUSH	1	
20	15642-88L10	.FILTER	1	
21	15612-99E01	.COVER	1	
22	15613-88L00	.O RING	1	
23	15614-99E00	.SCREW, VAPOR SEPARATOR COVER	3	
24	15648-92J00	.RING	1	
25	09116-06202	BOLT (6X25)	3	
26	09169-06090	WASHER	3	
27	09320-08076	GROMMET	1	
28	09320-09053	CUSHION	3	
29	09352-50823-00B	HOSE (5X8.2X2000)	1	L:2000->680
30	09401-08412	CLIP	1	
31	18498-88L00	PROTECTOR, EVAP HOSE (L:610)	1	
32	09403-13408	CLAMP	2	
33	09408-00302	CLAMP	1	
34	01550-06127	BOLT	2	

**FIG.28****FIG.28 (1-D-7) FUEL VAPOR SEPARATOR (DF115AZ E01)**

REF NO.	PART NO.	DESCRIPTION	Q'TY	REMARKS
1	15600-92J00	SEPARATOR ASSY, FUEL VAPOR	1	
2	13370-88L00	.VALVE ASSY, NEEDLE	1	
3	15200-92J00	.PUMP ASSY, FUEL	1	
4	15626-92J00	.SEAL	1	
5	15628-99E00	.SCREW (L:15)	5	
6	15629-99E10	.SCREW, DRAIN	1	
7	15641-88L00	.SPACER	1	
8	15642-88L00	.FILTER ASSY	1	
9	15650-99E00	.FLOAT	1	
10	15654-88L00	.PIN	1	
11	15683-87J00	.HOSE, DRAIN (L:120)	1	
12	15760-88L00	.REGULATOR ASSY	1	
13	15644-88L00	.O RING	1	
14	15645-88L00	.HOLDER, REGULATOR	1	
15	02112-0408A	.SCREW	1	
16	15648-92J00	.RING	1	
17	15643-88L00	.JOINT	1	
18	15641-88L20	.BUSH	1	
19	15641-88L40	.BUSH	1	
20	15642-88L10	.FILTER	1	
21	15612-99E01	.COVER	1	
22	15613-88L00	.O RING	1	
23	15614-99E00	.SCREW, VAPOR SEPARATOR COVER	3	
24	02142-0408B	.SCREW	1	
25	09116-06202	BOLT (6X25)	3	
26	09169-06090	WASHER	3	
27	09320-08076	GROMMET	1	
28	09320-09053	CUSHION	3	
29	09352-50823-00B	HOSE (5X8.2X2000)	1	L:2000->680
30	09401-08412	CLIP	1	
31	18498-88L00	PROTECTOR, EVAP HOSE (L:610)	1	
32	09403-13408	CLAMP	2	
33	09408-00302	CLAMP	1	
34	01550-06127	BOLT	2	

FIG.29

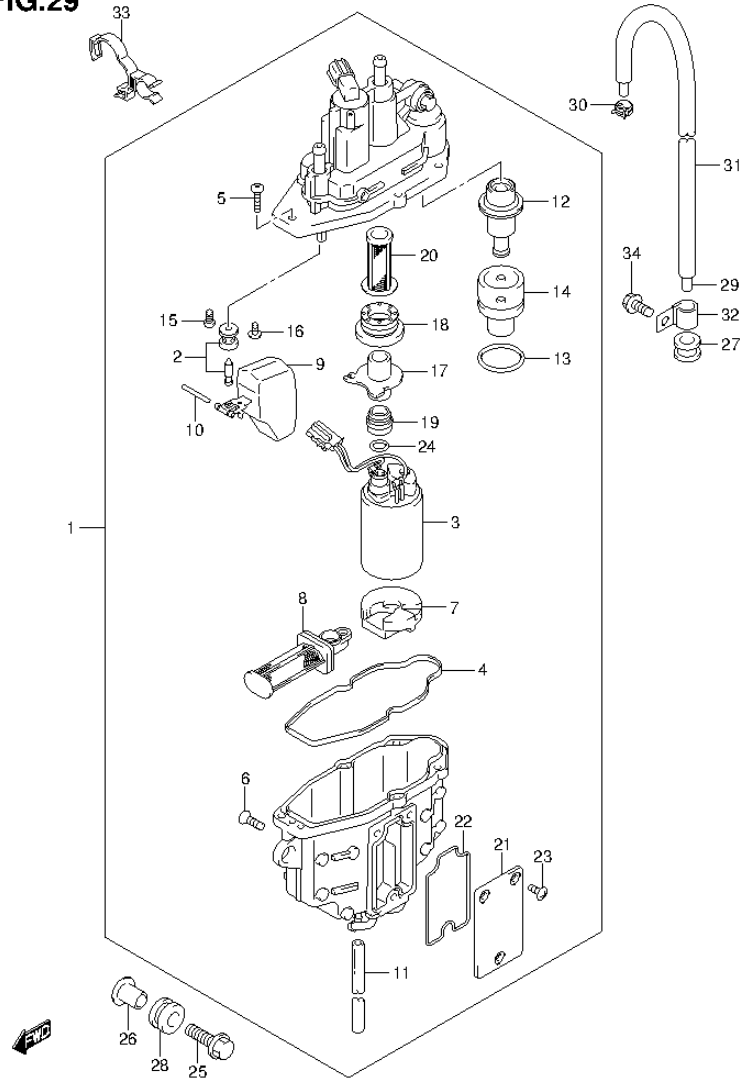


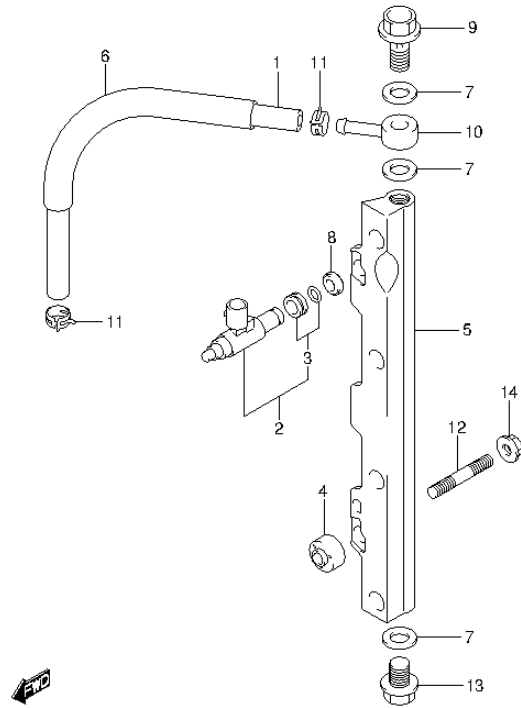
FIG.29 (1-D-8) FUEL VAPOR SEPARATOR (DF115AZ E40)

REF NO.	PART NO.	DESCRIPTION	Q'TY	REMARKS
1	15600-92J10	SEPARATOR ASSY, FUEL VAPOR	1	
2	13370-88L10	.VALVE ASSY, NEEDLE	1	
3	15200-92J10	.PUMP ASSY, FUEL	1	
4	15626-92J10	.SEAL	1	
5	15628-99E00	.SCREW (L:15)	5	
6	15629-99E10	.SCREW, DRAIN	1	
7	15641-88L10	.SPACER	1	
8	15642-88L00	.FILTER ASSY	1	
9	15650-99E00	.FLOAT	1	
10	15654-88L00	.PIN	1	
11	15683-87J00	.HOSE, DRAIN (L:120)	1	
12	15760-88L00	.REGULATOR ASSY	1	
13	15644-88L10	.O RING	1	
14	15645-88L00	.HOLDER, REGULATOR	1	
15	13614-89J00	.SCREW	1	
16	13614-93J00	.SCREW	1	
17	15643-88L00	.JOINT	1	
18	15641-88L30	.BUSH	1	
19	15641-88L50	.BUSH	1	
20	15642-88L10	.FILTER	1	
21	15612-99E01	.COVER	1	
22	15613-88L00	.O RING	1	
23	15614-99E00	.SCREW, VAPOR SEPARATOR COVER	3	
24	15648-92J00	.RING	1	
25	09116-06202	BOLT (6X25)	3	
26	09169-06090	WASHER	3	
27	09320-08076	GROMMET	1	
28	09320-09053	CUSHION	3	
29	09352-50823-00B	HOSE (5X8.2X2000)	1	L:2000->680
30	09401-08412	CLIP	1	
31	18498-88L00	PROTECTOR, EVAP HOSE (L:610)	1	
32	09403-13408	CLAMP	2	
33	09408-00302	CLAMP	1	
34	01550-06127	BOLT	2	

**FIG.30**

**FIG.30 (1-D-9) FUEL INJECTOR (DF100AT E01)**

REF NO.	PART NO.	DESCRIPTION	Q'TY	REMARKS
1	15681-92J00	HOSE, FUEL (SEPARATOR TO DLVY)	1	
2	15710-82K50	INJECTOR, FUEL	4	
3	15716-65DT0	.GROMMET SET	4	
4	15735-58B00	INSULATOR, DELIVERY PIPE	2	
5	15751-92J00	PIPE, DELIVERY	1	
6	18498-99E20	PROTECTOR	1	L:450->190
7	09168-12013	GASKET (11.8X22X1.2)	3	
8	09320-08062	CUSHION	4	
9	09360-12008	UNION	1	
10	09363-08004	UNION	1	
11	09401-11425	CLIP	2	
12	01421-08407	STUD BOLT	2	
13	01550-12167	BOLT	1	
14	08316-10087	NUT	2	



**FIG.31**

**FIG.31 (1-D-10) FUEL INJECTOR (DF100AT E40)**

REF NO.	PART NO.	DESCRIPTION	Q'TY	REMARKS
1	15681-92J00	HOSE, FUEL (SEPARATOR TO DLVY)	1	
2	15710-82K50	INJECTOR, FUEL	4	
3	15716-65DT0	.GROMMET SET	4	
4	15735-58B00	INSULATOR, DELIVERY PIPE	2	
5	15751-92J00	PIPE, DELIVERY	1	
6	18498-99E20	PROTECTOR	1	L:450->190
7	15762-90J00	GASKET, UNION	3	
8	09320-08062	CUSHION	4	
9	09360-12013	UNION	1	
10	15830-90J00	JOINT, FUEL MAIN	1	
11	09401-11425	CLIP	2	
12	01421-08407	STUD BOLT	2	
13	09247-12013	PLUG (12X16)	1	
14	08316-10087	NUT	2	

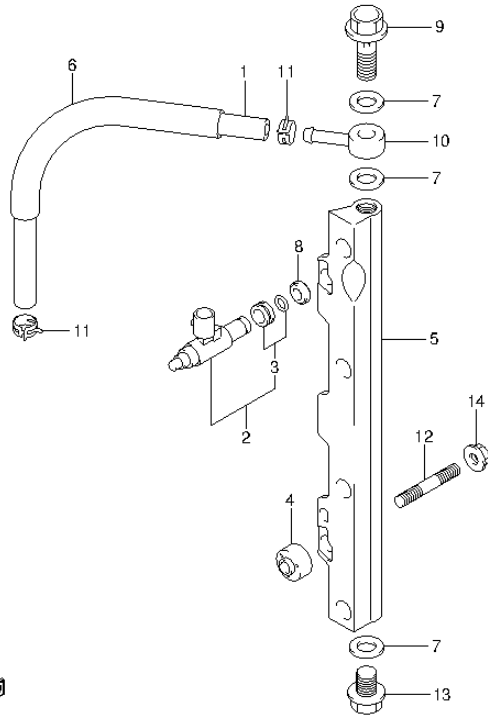


FIG.32

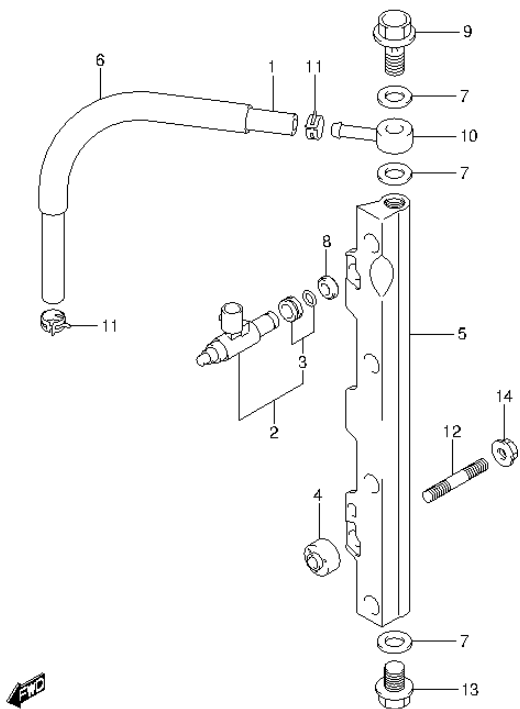
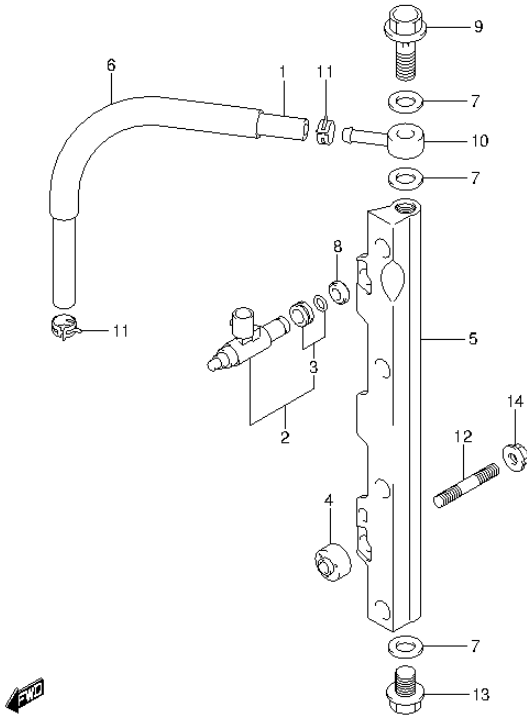


FIG.32 (1-D-11) FUEL INJECTOR (DF115AT E01)

REF NO.	PART NO.	DESCRIPTION	Q'TY	REMARKS
1	15681-92J00	HOSE, FUEL (SEPARATOR TO DLVY)	1	
2	15710-82K50	INJECTOR, FUEL	4	
3	15716-65DT0	.GROMMET SET	4	
4	15735-58B00	INSULATOR, DELIVERY PIPE	2	
5	15751-92J00	PIPE, DELIVERY	1	
6	18498-99E20	PROTECTOR	1	L:450->190
7	09168-12013	GASKET (11.8X22X1.2)	3	
8	09320-08062	CUSHION	4	
9	09360-12008	UNION	1	
10	09363-08004	UNION	1	
11	09401-11425	CLIP	2	
12	01421-08407	STUD BOLT	2	
13	01550-12167	BOLT	1	
14	08316-10087	NUT	2	

**FIG.33****FIG.33 (1-D-12) FUEL INJECTOR (DF115AT E40)**

REF NO.	PART NO.	DESCRIPTION	Q'TY	REMARKS
1	15681-92J00	HOSE, FUEL (SEPARATOR TO DLVY)	1	
2	15710-82K50	INJECTOR, FUEL	4	
3	15716-65DT0	.GROMMET SET	4	
4	15735-58B00	INSULATOR, DELIVERY PIPE	2	
5	15751-92J00	PIPE, DELIVERY	1	
6	18498-99E20	PROTECTOR	1	L:450->190
7	15762-90J00	GASKET, UNION	3	
8	09320-08062	CUSHION	4	
9	09360-12013	UNION	1	
10	15830-90J00	JOINT, FUEL MAIN	1	
11	09401-11425	CLIP	2	
12	01421-08407	STUD BOLT	2	
13	09247-12013	PLUG (12X16)	1	
14	08316-10087	NUT	2	

FIG.34

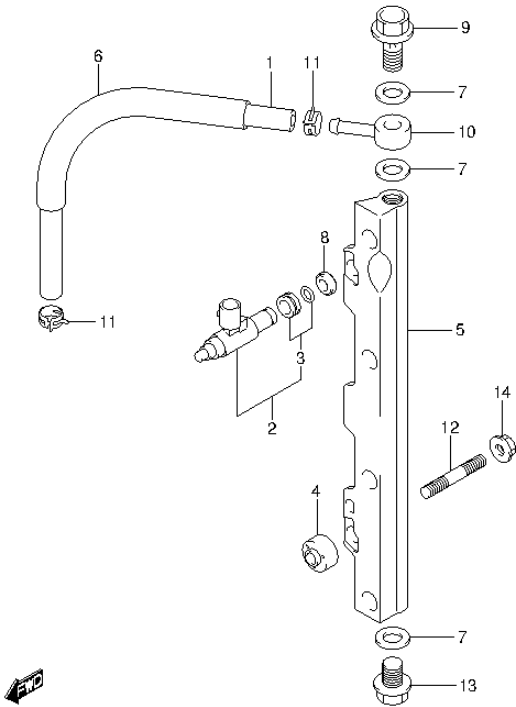
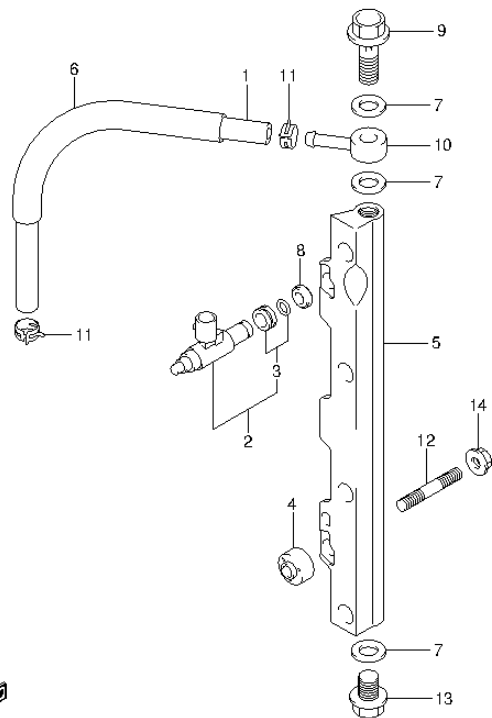


FIG.34 (1-D-13) FUEL INJECTOR (DF115AZ E01)

REF NO.	PART NO.	DESCRIPTION	Q'TY	REMARKS
1	15681-92J00	HOSE, FUEL (SEPARATOR TO DLVY)	1	
2	15710-82K50	INJECTOR, FUEL	4	
3	15716-65DT0	.GROMMET SET	4	
4	15735-58B00	INSULATOR, DELIVERY PIPE	2	
5	15751-92J00	PIPE, DELIVERY	1	
6	18498-99E20	PROTECTOR	1	L:450->190
7	09168-12013	GASKET (11.8X22X1.2)	3	
8	09320-08062	CUSHION	4	
9	09360-12008	UNION	1	
10	09363-08004	UNION	1	
11	09401-11425	CLIP	2	
12	01421-08407	STUD BOLT	2	
13	01550-12167	BOLT	1	
14	08316-10087	NUT	2	

**FIG.35**

**FIG.35 (1-D-14) FUEL INJECTOR (DF115AZ E40)**



REF NO.	PART NO.	DESCRIPTION	Q'TY	REMARKS
1	15681-92J00	HOSE, FUEL (SEPARATOR TO DLVY)	1	
2	15710-82K50	INJECTOR, FUEL	4	
3	15716-65DT0	.GROMMET SET	4	
4	15735-58B00	INSULATOR, DELIVERY PIPE	2	
5	15751-92J00	PIPE, DELIVERY	1	
6	18498-99E20	PROTECTOR	1	L:450->190
7	15762-90J00	GASKET, UNION	3	
8	09320-08062	CUSHION	4	
9	09360-12013	UNION	1	
10	15830-90J00	JOINT, FUEL MAIN	1	
11	09401-11425	CLIP	2	
12	01421-08407	STUD BOLT	2	
13	09247-12013	PLUG (12X16)	1	
14	08316-10087	NUT	2	

FIG.36

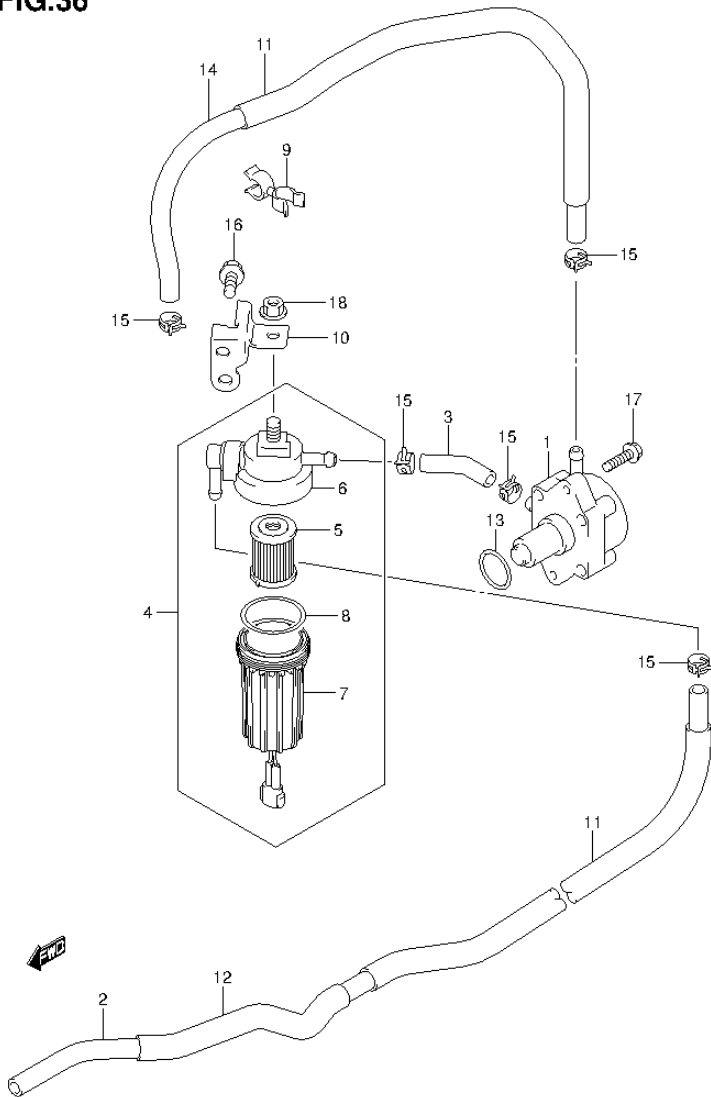


FIG.36 (1-D-15) FUEL PUMP

REF NO.	PART NO.	DESCRIPTION	Q'TY	REMARKS
1	15100-90J11	PUMP, FUEL	1	
2	15190-92J00	HOSE, FUEL (JOINT TO FILTER)	1	
3	09343-70503-600	HOSE (7X12X600)	1	L:600->60 FILTER TO PUMP
4	15410-92J00	FILTER, FUEL	1	
5	15412-92J00	.FILTER, FUEL	1	
6	15411-92J00	.CAP, FUEL FILTER	1	
7	15413-92J00	.CASE, FUEL FILTER	1	
8	15415-92J00	.SEAL, FUEL FILTER	1	
9	09408-00050	CLIP	1	
10	15421-92J00	BRACKET, FUEL FILTER	1	
11	18498-96J20	PROTECTOR, FUEL HOSE (370)	2	
12	18498-99E10	PROTECTOR, FUEL HOSE (610)	1	L:610->180
13	09280-26005	O RING (D:2.4, ID:26.2)	1	
14	15192-92J00	HOSE, FUEL (PUMP TO SEPARATOR)	1	
15	09401-11423	CLIP	5	
16	01550-08207	BOLT	1	
17	01550-06257	BOLT	2	
18	08316-10087	NUT	1	

FIG.37

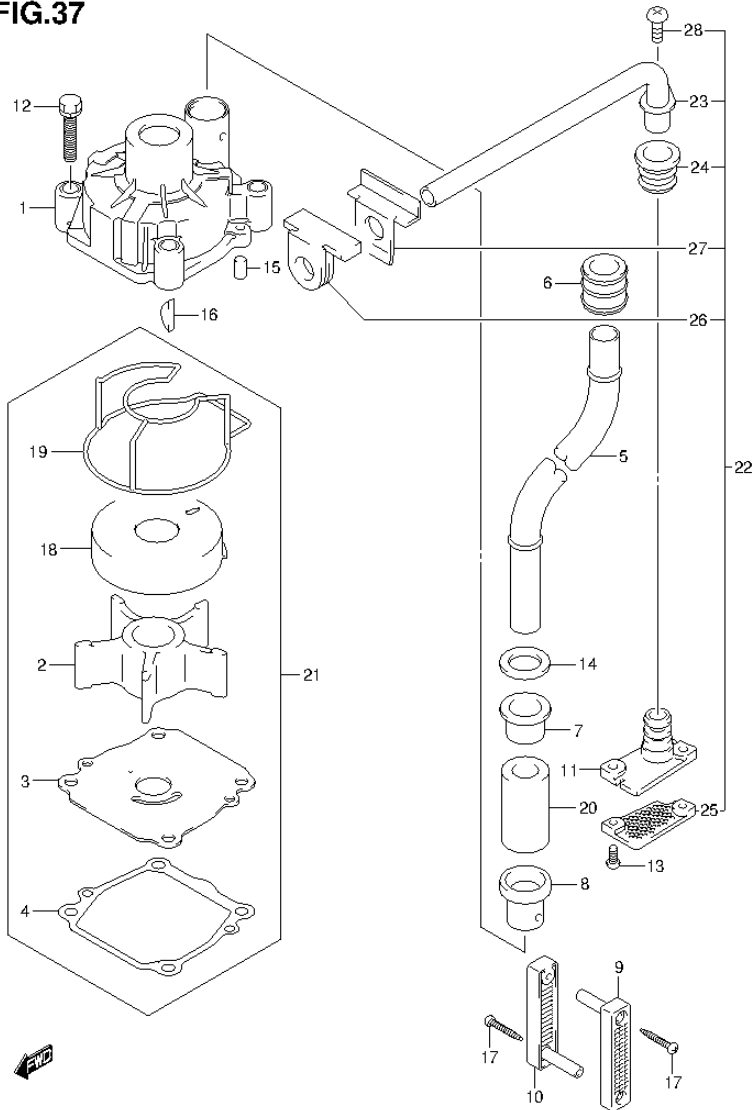
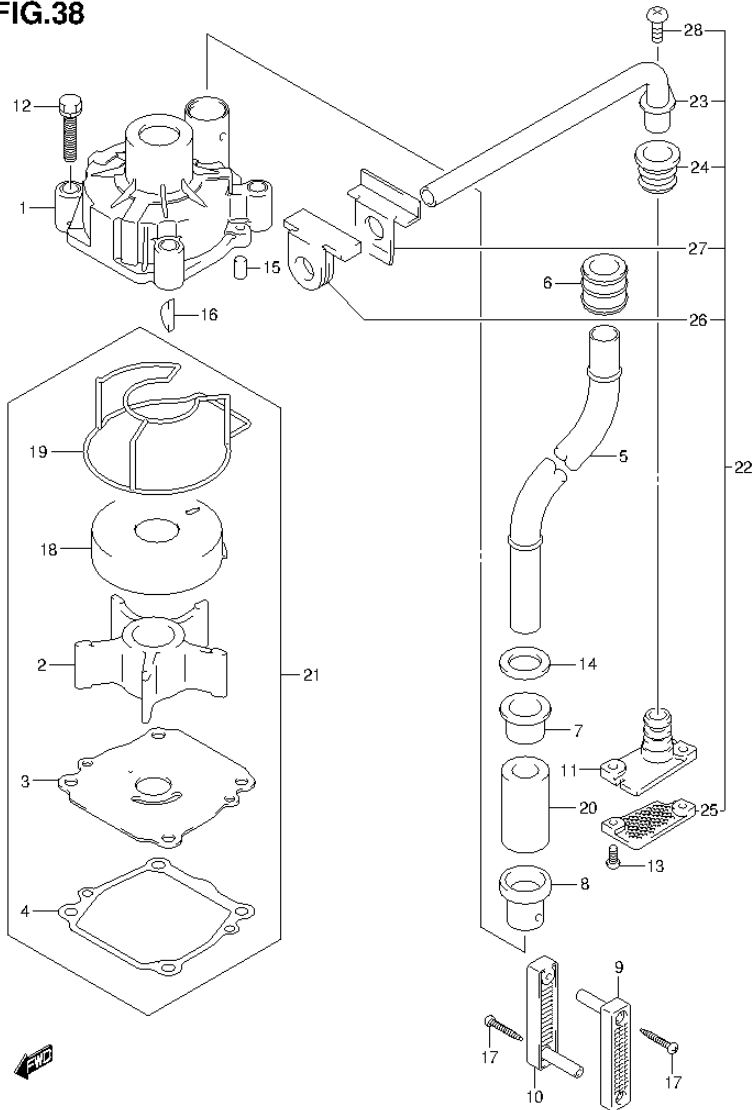


FIG.37 (1-E-2) WATER PUMP (DF100AT E01)

REF NO.	PART NO.	DESCRIPTION	Q'TY	REMARKS
1	17410-92J00	CASE, WATER PUMP	1	
2	17461-90J01	IMPELLER, WATER PUMP	1	
3	17471-92J00	PANEL, PUMP CASE UNDER	1	
4	17472-87E10	GASKET, PUMP CASE PANEL	1	
5-1	17561-90J02	TUBE, WATER (L)	1	W/TRANSOM(L)
5-2	17561-90J12	TUBE, WATER (X)	1	W/TRANSOM(X)
6	17562-90J00	BUSH, WATER TUBE UPPER	1	
7	17563-87D00	BUSH, WATER TUBE LOWER	1	
8	17564-87D00	BUSH, WATER PUMP CASE	1	
9	17631-90J00	FILTER, WATER PORT SIDE	1	
10	17632-90J00	FILTER, WATER STBD SIDE	1	
11	17635-90J00	PLUG, SUB WATER TUBE	1	
12	09116-08131	BOLT (8X45)	4	
13	09125-05046	SCREW (5X12)	2	
14	09161-16008	WASHER (15.8X26X1)	1	
15	09202-06031	PIN (6X12)	2	
16	09420-05009	KEY	1	
17	09132-04034	SCREW (4X18)	2	
18	17413-92J01	SLEEVE, WATER PUMP CASE	1	
19	17416-92J10	SEALING, WATER PUMP CASE	1	
20	17612-90J00	SPACER, WATER TUBE	1	W/TRANSOM(X)
21	17400-92J21	KIT, WATER PUMP REPAIR	1	OPT
22	17500-90J10	KIT, WATER SUB TUBE	1	OPT
23	17520-90J00	.TUBE COMP, WATER SUB	1	OPT
24	17563-87D00	.BUSH, WATER TUBE LOWER	1	OPT
25	17635-87E00	.FILTER, WATER SUB	1	OPT
26	55332-87D01	.RUBBER, EXHAUST SEAL	1	OPT
27	55333-87D02	.PLATE, EXHAUST SEAL	1	OPT
28	09125-06063	.SCREW (6X10)	1	OPT

**FIG.38**



**FIG.38 (1-E-3) WATER PUMP (DF100AT E40)**

REF NO.	PART NO.	DESCRIPTION	Q'TY	REMARKS
1	17410-92J00	CASE, WATER PUMP	1	
2	17461-90J01	IMPELLER, WATER PUMP	1	
3	17471-92J10	PANEL, PUMP CASE UNDER	1	
4	17472-87E10	GASKET, PUMP CASE PANEL	1	
5-1	17561-90J02	TUBE, WATER (L)	1	W/TRANSOM(L)
5-2	17561-90J12	TUBE, WATER (X)	1	W/TRANSOM(X)
6	17562-90J00	BUSH, WATER TUBE UPPER	1	
7	17563-87D00	BUSH, WATER TUBE LOWER	1	
8	17564-87D00	BUSH, WATER PUMP CASE	1	
9	17631-90J00	FILTER, WATER PORT SIDE	1	
10	17632-90J00	FILTER, WATER STBD SIDE	1	
11	17635-90J00	PLUG, SUB WATER TUBE	1	
12	09116-08131	BOLT (8X45)	4	
13	09125-05046	SCREW (5X12)	2	
14	09161-16008	WASHER (15.8X26X1)	1	
15	09202-06031	PIN (6X12)	2	
16	09420-05009	KEY	1	
17	09132-04034	SCREW (4X18)	2	
18	17413-92J11	SLEEVE, WATER PUMP CASE	1	
19	17416-92J10	SEALING, WATER PUMP CASE	1	
20	17612-90J00	SPACER, WATER TUBE	1	W/TRANSOM(X)
21	17400-92J21	KIT, WATER PUMP REPAIR	1	OPT
22	17500-90J10	KIT, WATER SUB TUBE	1	OPT
23	17520-90J00	.TUBE COMP, WATER SUB	1	OPT
24	17563-87D00	.BUSH, WATER TUBE LOWER	1	OPT
25	17635-87E00	.FILTER, WATER SUB	1	OPT
26	55332-87D01	.RUBBER, EXHAUST SEAL	1	OPT
27	55333-87D02	.PLATE, EXHAUST SEAL	1	OPT
28	09125-06063	.SCREW (6X10)	1	OPT

FIG.39

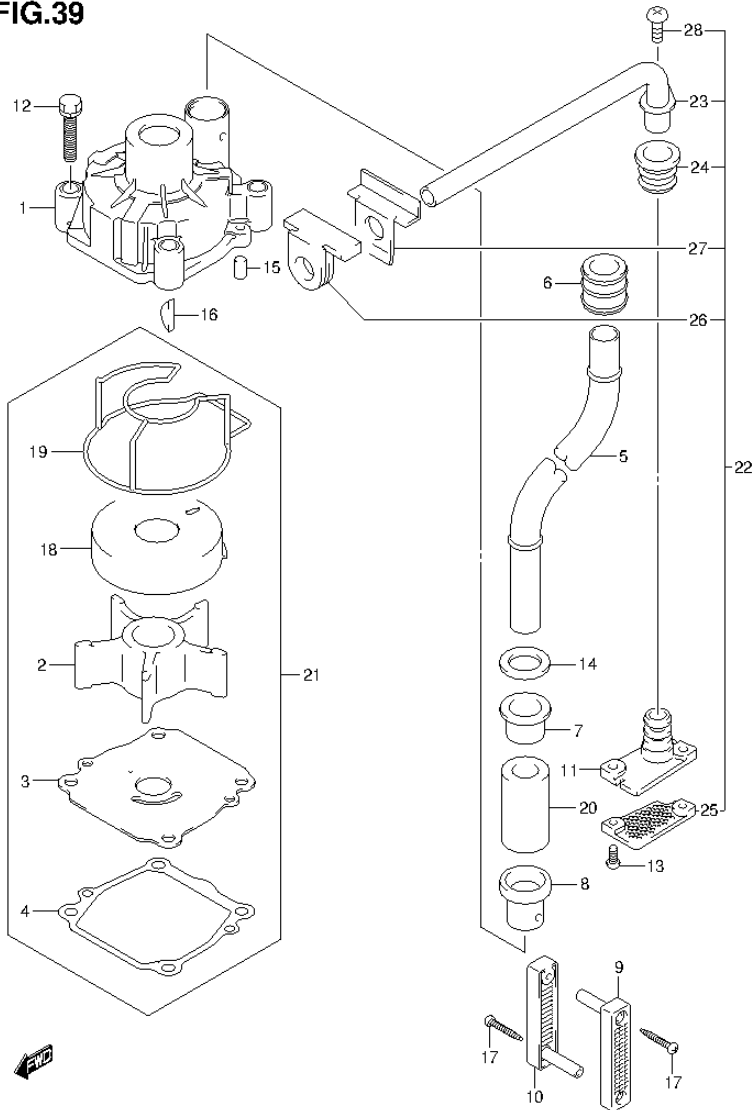
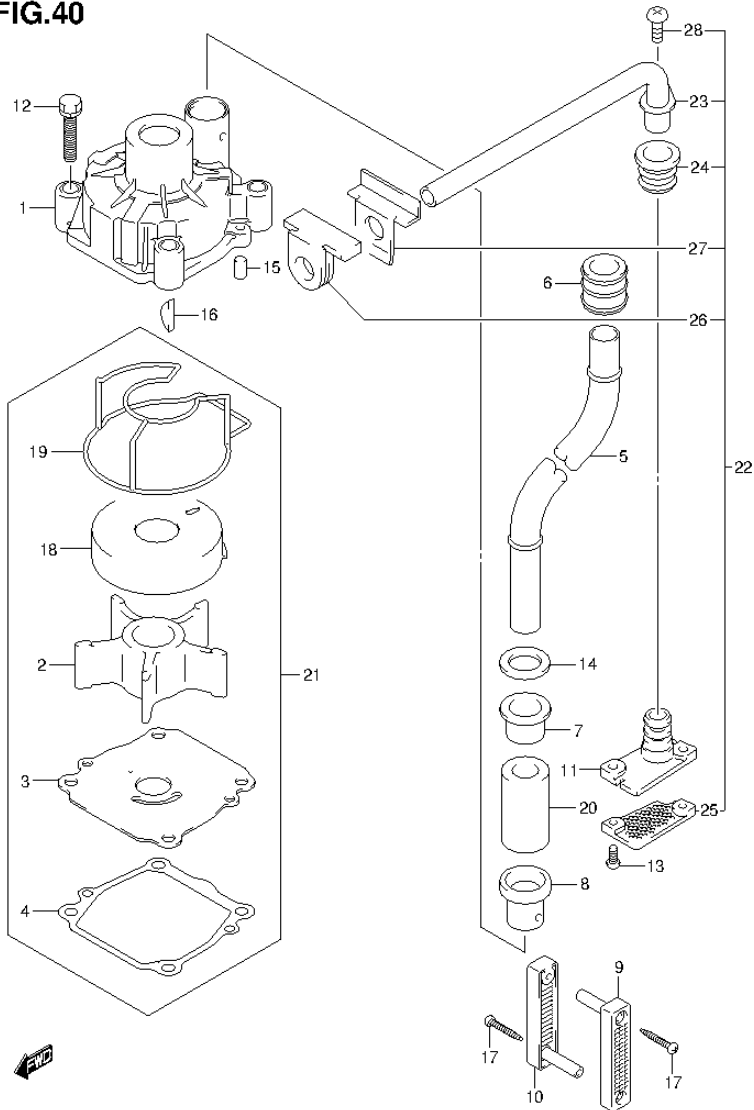


FIG.39 (1-E-4) WATER PUMP (DF115AT E01)

REF NO.	PART NO.	DESCRIPTION	Q'TY	REMARKS
1	17410-92J00	CASE, WATER PUMP	1	
2	17461-90J01	IMPELLER, WATER PUMP	1	
3	17471-92J00	PANEL, PUMP CASE UNDER	1	
4	17472-87E10	GASKET, PUMP CASE PANEL	1	
5-1	17561-90J02	TUBE, WATER (L)	1	W/TRANSOM(L)
5-2	17561-90J12	TUBE, WATER (X)	1	W/TRANSOM(X)
6	17562-90J00	BUSH, WATER TUBE UPPER	1	
7	17563-87D00	BUSH, WATER TUBE LOWER	1	
8	17564-87D00	BUSH, WATER PUMP CASE	1	
9	17631-90J00	FILTER, WATER PORT SIDE	1	
10	17632-90J00	FILTER, WATER STBD SIDE	1	
11	17635-90J00	PLUG, SUB WATER TUBE	1	
12	09116-08131	BOLT (8X45)	4	
13	09125-05046	SCREW (5X12)	2	
14	09161-16008	WASHER (15.8X26X1)	1	
15	09202-06031	PIN (6X12)	2	
16	09420-05009	KEY	1	
17	09132-04034	SCREW (4X18)	2	
18	17413-92J01	SLEEVE, WATER PUMP CASE	1	
19	17416-92J10	SEALING, WATER PUMP CASE	1	
20	17612-90J00	SPACER, WATER TUBE	1	W/TRANSOM(X)
21	17400-92J21	KIT, WATER PUMP REPAIR	1	OPT
22	17500-90J10	KIT, WATER SUB TUBE	1	OPT
23	17520-90J00	.TUBE COMP, WATER SUB	1	OPT
24	17563-87D00	.BUSH, WATER TUBE LOWER	1	OPT
25	17635-87E00	.FILTER, WATER SUB	1	OPT
26	55332-87D01	.RUBBER, EXHAUST SEAL	1	OPT
27	55333-87D02	.PLATE, EXHAUST SEAL	1	OPT
28	09125-06063	.SCREW (6X10)	1	OPT

**FIG.40**



**FIG.40 (1-E-5) WATER PUMP (DF115AT E40)**

REF NO.	PART NO.	DESCRIPTION	Q'TY	REMARKS
1	17410-92J00	CASE, WATER PUMP	1	
2	17461-90J01	IMPELLER, WATER PUMP	1	
3	17471-92J10	PANEL, PUMP CASE UNDER	1	
4	17472-87E10	GASKET, PUMP CASE PANEL	1	
5-1	17561-90J02	TUBE, WATER (L)	1	W/TRANSOM(L)
5-2	17561-90J12	TUBE, WATER (X)	1	W/TRANSOM(X)
6	17562-90J00	BUSH, WATER TUBE UPPER	1	
7	17563-87D00	BUSH, WATER TUBE LOWER	1	
8	17564-87D00	BUSH, WATER PUMP CASE	1	
9	17631-90J00	FILTER, WATER PORT SIDE	1	
10	17632-90J00	FILTER, WATER STBD SIDE	1	
11	17635-90J00	PLUG, SUB WATER TUBE	1	
12	09116-08131	BOLT (8X45)	4	
13	09125-05046	SCREW (5X12)	2	
14	09161-16008	WASHER (15.8X26X1)	1	
15	09202-06031	PIN (6X12)	2	
16	09420-05009	KEY	1	
17	09132-04034	SCREW (4X18)	2	
18	17413-92J11	SLEEVE, WATER PUMP CASE	1	
19	17416-92J10	SEALING, WATER PUMP CASE	1	
20	17612-90J00	SPACER, WATER TUBE	1	W/TRANSOM(X)
21	17400-92J21	KIT, WATER PUMP REPAIR	1	OPT
22	17500-90J10	KIT, WATER SUB TUBE	1	OPT
23	17520-90J00	.TUBE COMP, WATER SUB	1	OPT
24	17563-87D00	.BUSH, WATER TUBE LOWER	1	OPT
25	17635-87E00	.FILTER, WATER SUB	1	OPT
26	55332-87D01	.RUBBER, EXHAUST SEAL	1	OPT
27	55333-87D02	.PLATE, EXHAUST SEAL	1	OPT
28	09125-06063	.SCREW (6X10)	1	OPT

FIG.41

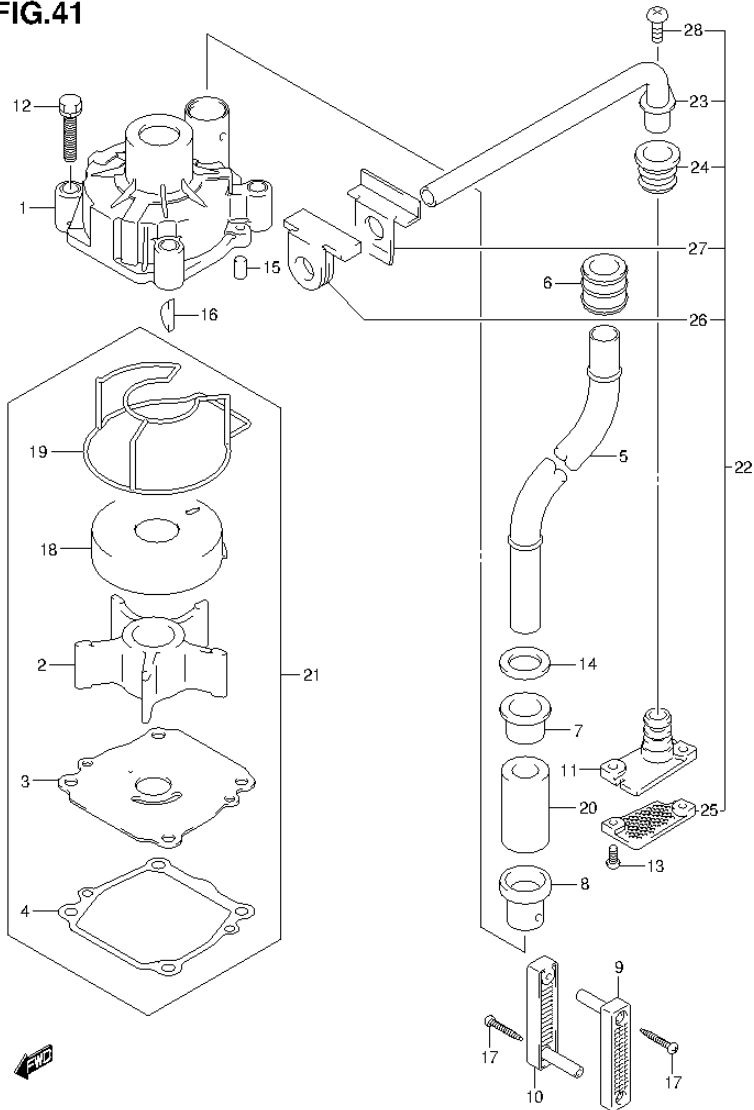


FIG.41 (1-E-6) WATER PUMP (DF115AZ E01)

REF NO.	PART NO.	DESCRIPTION	Q'TY	REMARKS
1	17410-92J00	CASE, WATER PUMP	1	
2	17461-90J01	IMPELLER, WATER PUMP	1	
3	17471-92J00	PANEL, PUMP CASE UNDER	1	
4	17472-87E10	GASKET, PUMP CASE PANEL	1	
5-1	17561-90J02	TUBE, WATER (L)	1	W/TRANSOM(L)
5-2	17561-90J12	TUBE, WATER (X)	1	W/TRANSOM(X)
6	17562-90J00	BUSH, WATER TUBE UPPER	1	
7	17563-87D00	BUSH, WATER TUBE LOWER	1	
8	17564-87D00	BUSH, WATER PUMP CASE	1	
9	17631-90J00	FILTER, WATER PORT SIDE	1	
10	17632-90J00	FILTER, WATER STBD SIDE	1	
11	17635-90J00	PLUG, SUB WATER TUBE	1	
12	09116-08131	BOLT (8X45)	4	
13	09125-05046	SCREW (5X12)	2	
14	09161-16008	WASHER (15.8X26X1)	1	
15	09202-06031	PIN (6X12)	2	
16	09420-05009	KEY	1	
17	09132-04034	SCREW (4X18)	2	
18	17413-92J01	SLEEVE, WATER PUMP CASE	1	
19	17416-92J10	SEALING, WATER PUMP CASE	1	
20	17612-90J00	SPACER, WATER TUBE	1	W/TRANSOM(X)
21	17400-92J21	KIT, WATER PUMP REPAIR	1	OPT
22	17500-90J10	KIT, WATER SUB TUBE	1	OPT
23	17520-90J00	.TUBE COMP, WATER SUB	1	OPT
24	17563-87D00	.BUSH, WATER TUBE LOWER	1	OPT
25	17635-87E00	.FILTER, WATER SUB	1	OPT
26	55332-87D01	.RUBBER, EXHAUST SEAL	1	OPT
27	55333-87D02	.PLATE, EXHAUST SEAL	1	OPT
28	09125-06063	.SCREW (6X10)	1	OPT

FIG.42

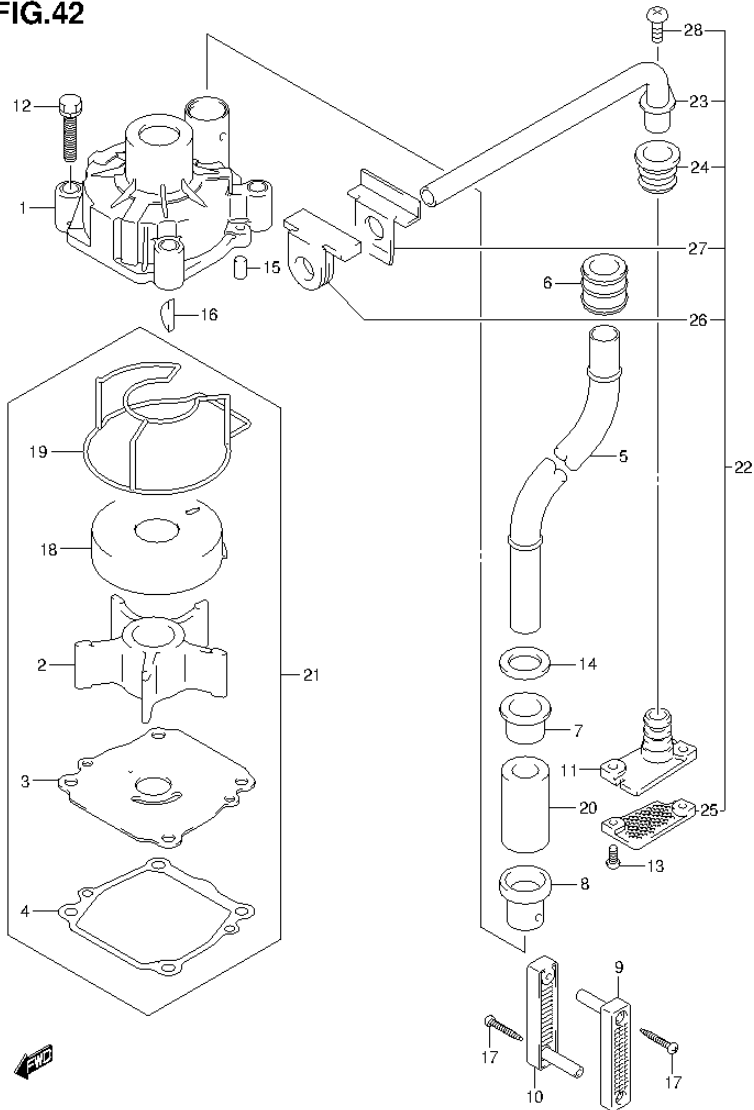


FIG.42 (1-E-7) WATER PUMP (DF115AZ E40)

REF NO.	PART NO.	DESCRIPTION	Q'TY	REMARKS
1	17410-92J00	CASE, WATER PUMP	1	
2	17461-90J01	IMPELLER, WATER PUMP	1	
3	17471-92J10	PANEL, PUMP CASE UNDER	1	
4	17472-87E10	GASKET, PUMP CASE PANEL	1	
5-1	17561-90J02	TUBE, WATER (L)	1	W/TRANSOM(L)
5-2	17561-90J12	TUBE, WATER (X)	1	W/TRANSOM(X)
6	17562-90J00	BUSH, WATER TUBE UPPER	1	
7	17563-87D00	BUSH, WATER TUBE LOWER	1	
8	17564-87D00	BUSH, WATER PUMP CASE	1	
9	17631-90J00	FILTER, WATER PORT SIDE	1	
10	17632-90J00	FILTER, WATER STBD SIDE	1	
11	17635-90J00	PLUG, SUB WATER TUBE	1	
12	09116-08131	BOLT (8X45)	4	
13	09125-05046	SCREW (5X12)	2	
14	09161-16008	WASHER (15.8X26X1)	1	
15	09202-06031	PIN (6X12)	2	
16	09420-05009	KEY	1	
17	09132-04034	SCREW (4X18)	2	
18	17413-92J11	SLEEVE, WATER PUMP CASE	1	
19	17416-92J10	SEALING, WATER PUMP CASE	1	
20	17612-90J00	SPACER, WATER TUBE	1	W/TRANSOM(X)
21	17400-92J21	KIT, WATER PUMP REPAIR	1	OPT
22	17500-90J10	KIT, WATER SUB TUBE	1	OPT
23	17520-90J00	.TUBE COMP, WATER SUB	1	OPT
24	17563-87D00	.BUSH, WATER TUBE LOWER	1	OPT
25	17635-87E00	.FILTER, WATER SUB	1	OPT
26	55332-87D01	.RUBBER, EXHAUST SEAL	1	OPT
27	55333-87D02	.PLATE, EXHAUST SEAL	1	OPT
28	09125-06063	.SCREW (6X10)	1	OPT

FIG.43

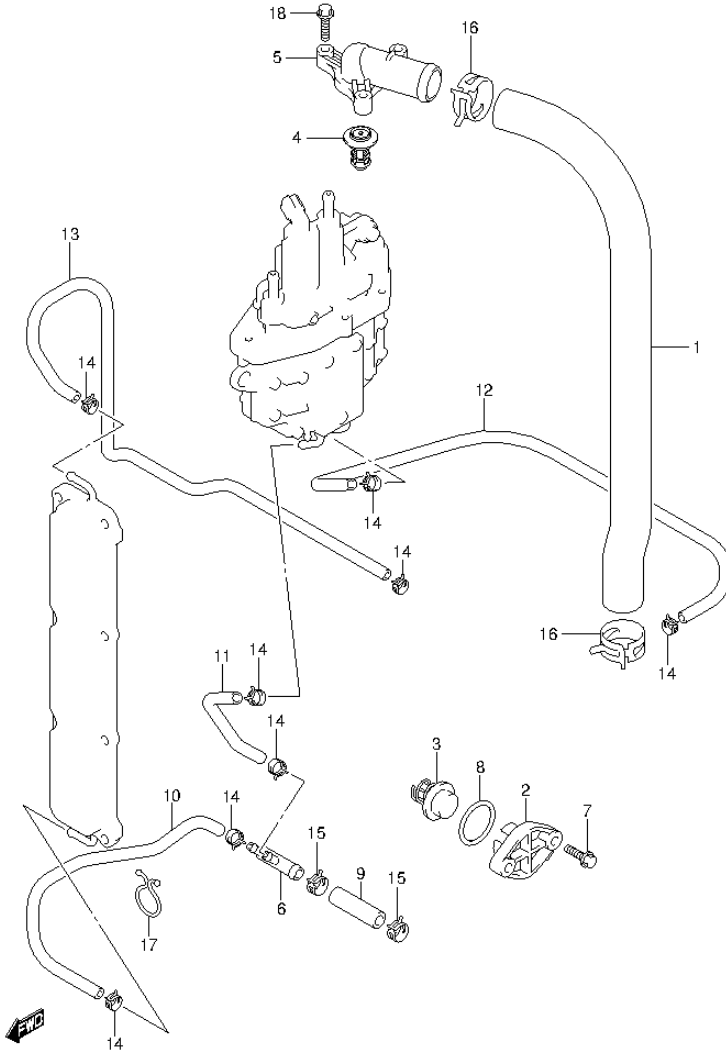


FIG.43 (1-E-8) THERMOSTAT

REF NO.	PART NO.	DESCRIPTION	Q'TY	REMARKS
1	11196-90J00	HOSE, WATER RETURN	1	
2	17611-90J00-0EP	COVER, WATER PRESS VALVE (BLACK)	1	
3	17660-90J00	VALVE, WATER PRESSURE	1	
4-1	17670-90J20	THERMOSTAT (50C)	1	
4-2	17670-90J10	THERMOSTAT (71C)	1	OPT
5	17681-90J01	COVER, THERMOSTAT	1	
6	17711-90J00	3 WAY, WATER HOSE	1	
7	09116-06121	BOLT (6X25)	2	
8	09280-26006	O RING (D:3.1,ID:26.4)	1	
9	09352-11153-600	HOSE (11X15X600)	1	L:600->50 HOLDER TO 3 WAY
10	09352-50903-600	HOSE (5X9X600)	1	L:600->180 3WAY TO SEPARATOR
11	09352-50903-600	HOSE (5X9X600)	1	L:600->440 3WAY TO CRKC LOWER
12	09352-50903-600	HOSE (5X9X600)	1	L:600->580 SEPARATOR TO HLDR
13	09352-50903-00B	HOSE (5X9X2000)	1	L:2000->820 CRKC UPPER TO IND
14	09401-08413	CLIP	8	
15	09401-14409	CLIP	2	
16	09401-31407	CLIP	2	
17	09408-00024	CLIP (ID:23)	1	
18	01550-06257	BOLT	3	

FIG.44

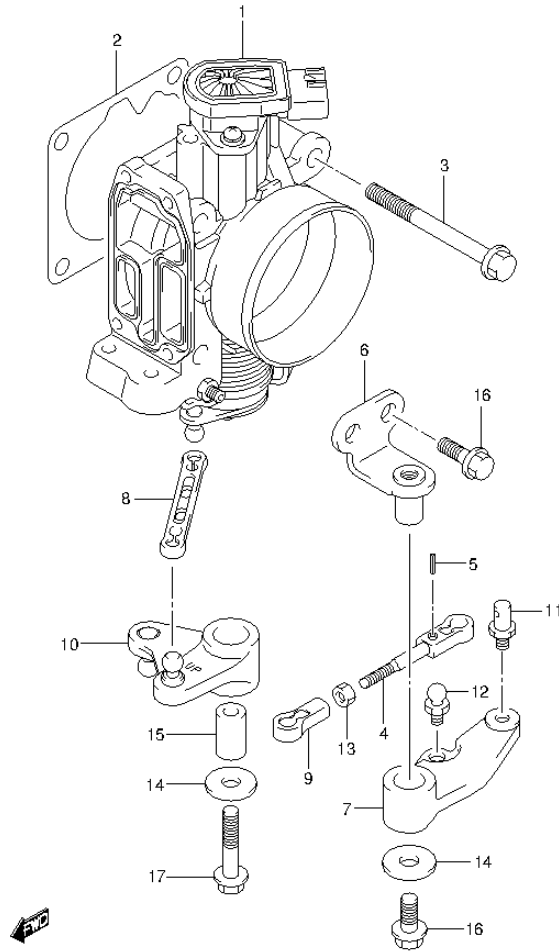


FIG.44 (1-E-9) THROTTLE BODY

REF NO.	PART NO.	DESCRIPTION	Q'TY	REMARKS
1	13300-92J00	BODY ASSY, THROTTLE	1	
2	13421-90J01	GASKET, THROTTLE BODY	1	
3	01550-08557	BOLT	4	
4	13510-90J00	ROD, THROTTLE	1	
5	09205-02006	.SPRING PIN (2X12)	1	
6	19115-90J00	HOLDER, THROTTLE LEVER	1	
7	19121-90J00	LEVER, THROTTLE NO.1	1	
8	19130-92J00	ROD, THROTTLE NO.2	1	
9	19131-95502	CONNECTOR, THROTTLE ROD	1	
10	19140-92J00	LEVER, THROTTLE NO.2	1	
11	67473-89J00	PIN, REMOCON CONNECTOR	1	
12	09119-05010	PIVOT	1	
13	09140-05005	NUT	1	
14	09160-06046	WASHER (6.5X20X1.5)	2	
15	09180-06186	SPACER (6.2X12.6X21)	1	
16	01550-06167	BOLT	3	
17	01550-06357	BOLT	1	

FIG.45

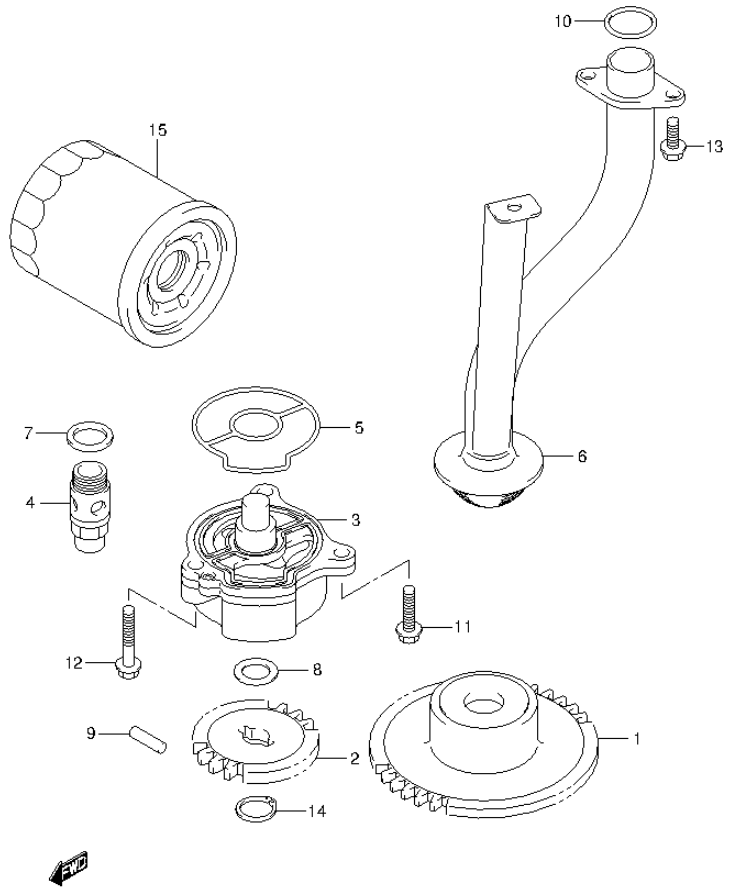


FIG.45 (1-E-10) OIL PUMP

REF NO.	PART NO.	DESCRIPTION	Q'TY	REMARKS
1	12632-92J11	GEAR, OIL PUMP DRIVE (NT:41)	1	
2	16113-92J11	GEAR, OIL PUMP DRIVEN (NT:20)	1	
3	16400-90J00	PUMP ASSY, OIL	1	
4	16440-99E00	VALVE, OIL RELIEF	1	
5	16451-90J00	O RING, OIL PUMP	1	
6	16520-90J00	STRAINER, OIL PUMP	1	
7	09168-16002	GASKET (16X22X2)	1	
8	09181-12158	SHIM (12X20X0.5)	1	
9	09261-05006	PIN (5X18)	1	
10	09280-22020	O RING (D:2.4,ID:21.8)	2	
11	01547-06257	BOLT	1	
12	01547-06357	BOLT	2	
13	01550-0616A	BOLT	3	
14	08331-3112A	CIRCLIP	1	
15	16510-61A31	FILTER, OIL	1	

FIG.46

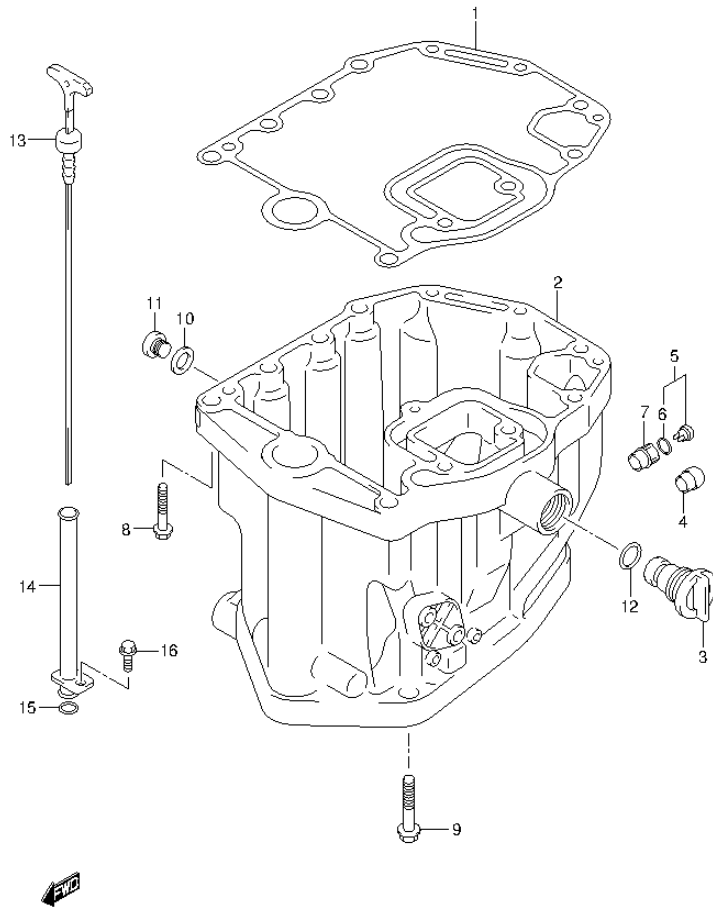


FIG.46 (1-E-11) OIL PAN

REF NO.	PART NO.	DESCRIPTION	Q'TY	REMARKS
1	11489-90J00	GASKET, OIL PAN	1	
2	11501-90J04-0EP	PAN, OIL (BLACK)	1	
3	17913-99E11	PLUG, WATER	1	
4	43112-99E00	PIPE, EXHAUST	1	
5	61150-99E00	COVER, WATER INDICATOR	1	
6	09280-09005	.O RING (D:1.9,ID:8.6)	1	
7	61155-99E01	TUBE, WATER INDICATOR	1	
8	09116-08128	BOLT (8X40)	3	
9	09116-10129	BOLT (10X160)	8	
10	09168-12012	GASKET (12.5X20X2.5)	1	
11	09248-12009	PLUG (12X18.65)	1	OIL DRAIN
12	09280-13005	O RING (D:3.5,ID:12.8)	1	
13	16910-90J10	GAUGE, OIL LEVEL	1	
14	16930-90J01	GUIDE, OIL LEVEL	1	
15	09280-09008	O RING (D:2.1,ID:8.8)	1	
16	01550-06127	BOLT	1	

FIG.47

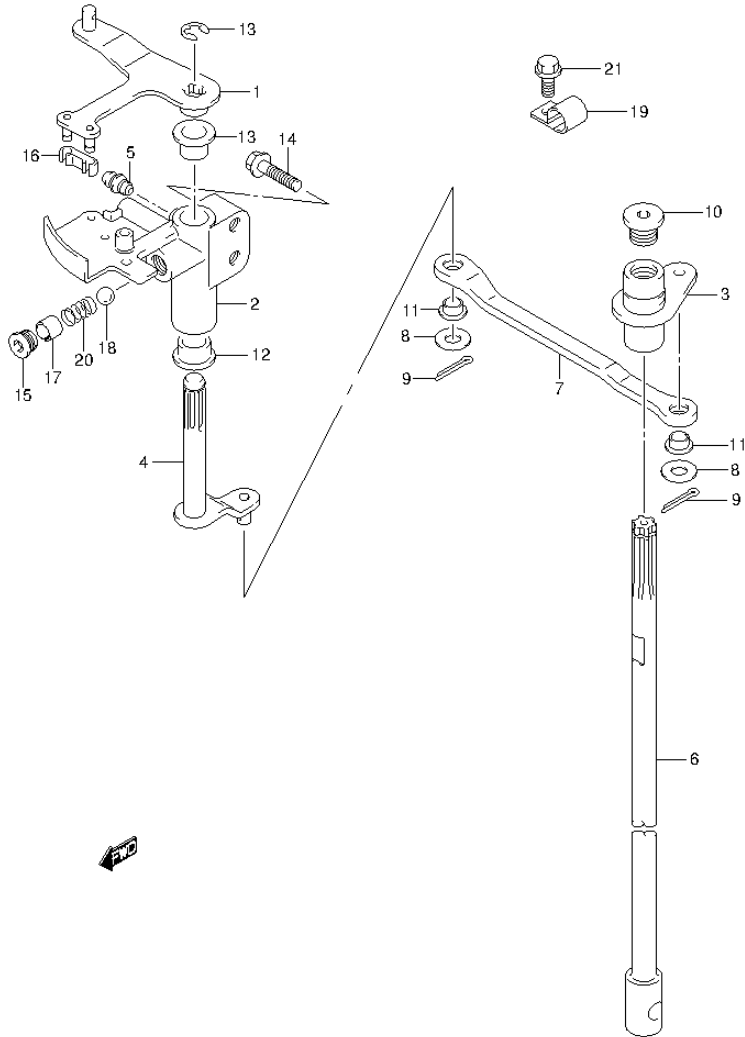
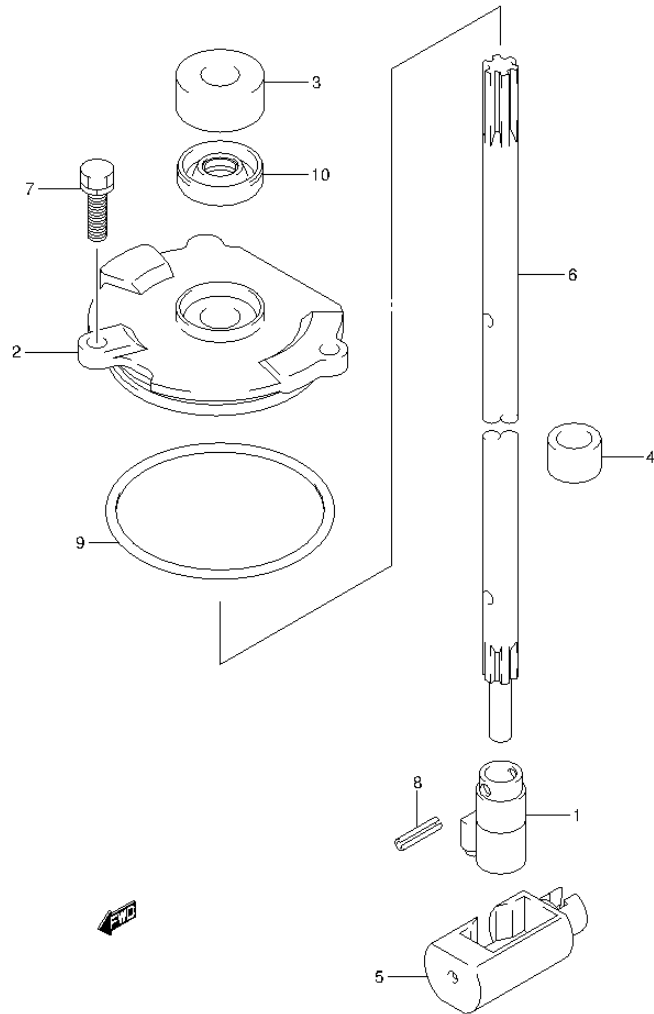


FIG.47 (1-E-12) CLUTCH SHAFT

REF NO.	PART NO.	DESCRIPTION	Q'TY	REMARKS
1	21110-92J00	LEVER, CLUTCH	1	
2	21151-92J00	HOLDER, CLUTCH LEVER	1	
3	21210-92J00	SHAFT, CLUTCH	1	
4	21230-92J00	ARM, CLUTCH SHAFT	1	
5	22511-99011	NIPPLE, GREASE	1	
6-1	23111-90J02	ROD, CLUTCH (L)	1	W/TRANSOM(L)
6-2	23111-90J12	ROD, CLUTCH (X)	1	W/TRANSOM(X)
7	23115-92J00	LINK, CLUTCH LEVER	1	
8	09160-06094	WASHER (6.5X15X1.5)	2	
9	09204-01006	PIN	2	
10	09248-12011	PLUG (12X9)	1	
11	09306-06004	BUSH	2	
12	09306-10001	BUSH	2	
13	09383-08004	E RING	1	
14	01550-06307	BOLT	2	
15	11118-95J00	PLUG, NOTCH SPRING	1	
16	21131-93J00	BUSH, CLUTCH LEVER	1	
17	09205-10006	SPRING PIN (10.2X10)	1	
18	09260-10005	BALL	1	
19	09403-13408	CLAMP	1	
20	09440-07071	SPRING	1	
21	01550-06127	BOLT	1	

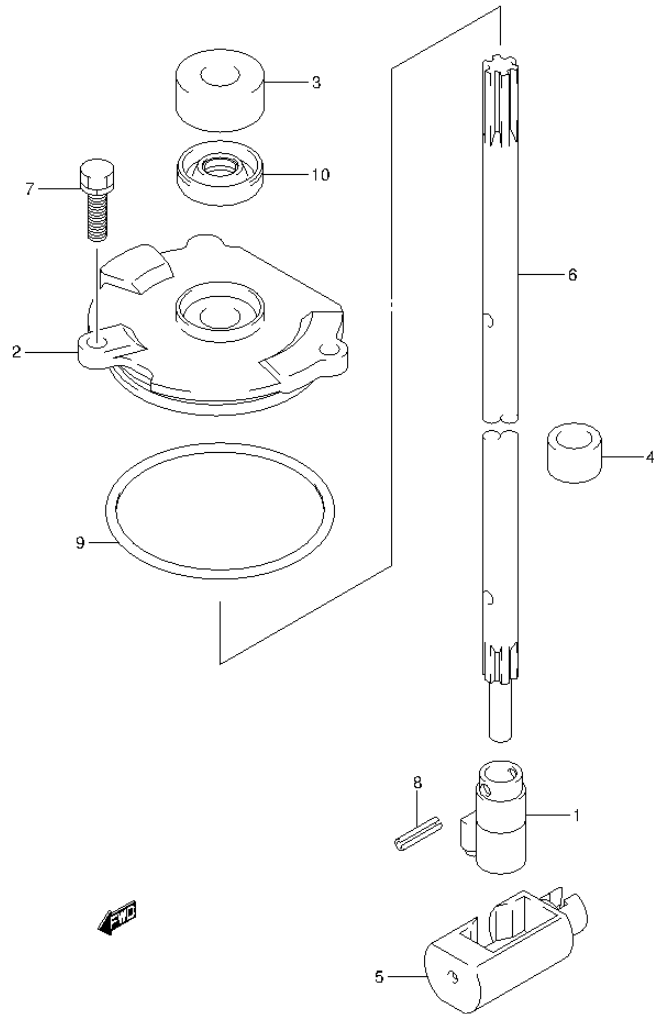
**FIG.48**



**FIG.48 (1-E-13) SHIFT ROD (DF100AT E01)**

REF NO.	PART NO.	DESCRIPTION	Q'TY	REMARKS
1	25131-92J00	YOKE, SHIFTER	1	
2	25141-92J00	HOUSING, SHIFT ROD GUIDE	1	
3	25222-92J00	COVER, OIL SEAL	1	
4	25232-90J00	MAGNET, GEAR CASE	1	
5	25321-92J10	SLIDER, SHIFT HORIZONTAL	1	
6-1	25111-92J00	ROD ASSY, SHIFT (L)	1	W/TRANSOM(L)
6-2	25111-92J10	ROD ASSY, SHIFT (X)	1	W/TRANSOM(X)
7	29116-93J00	BOLT (6X20)	2	
8	09205-04014	SPRING PIN (4X14)	2	
9	09280-69001	O RING (D:3.1,ID:68.5)	1	
10	09283-10011	OIL SEAL (10X22X8)	1	

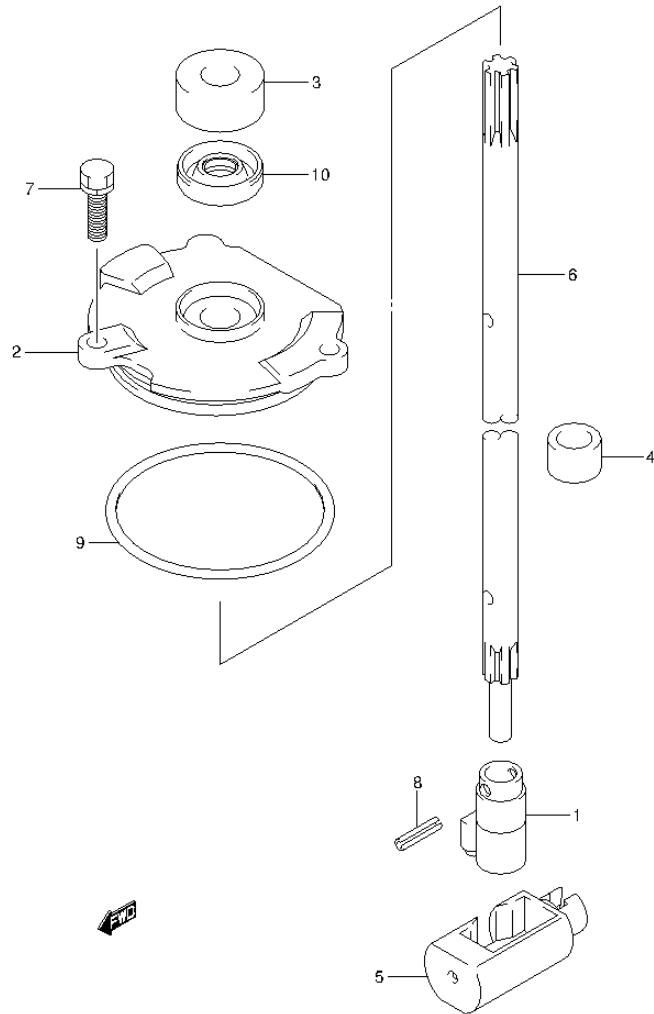
**FIG.49**



**FIG.49 (1-E-14) SHIFT ROD (DF100AT E40)**

REF NO.	PART NO.	DESCRIPTION	Q'TY	REMARKS
1	25131-92J00	YOKE, SHIFTER	1	
2	25141-92J00	HOUSING, SHIFT ROD GUIDE	1	
3	25222-92J00	COVER, OIL SEAL	1	
4	25232-90J00	MAGNET, GEAR CASE	1	
5	25321-92J10	SLIDER, SHIFT HORIZONTAL	1	
6-1	25111-92J00	ROD ASSY, SHIFT (L)	1	W/TRANSOM(L)
6-2	25111-92J10	ROD ASSY, SHIFT (X)	1	W/TRANSOM(X)
7	29116-93J00	BOLT (6X20)	2	
8	09205-04014	SPRING PIN (4X14)	2	
9	09280-69001	O RING (D:3.1,ID:68.5)	1	
10	09283-10011	OIL SEAL (10X22X8)	1	

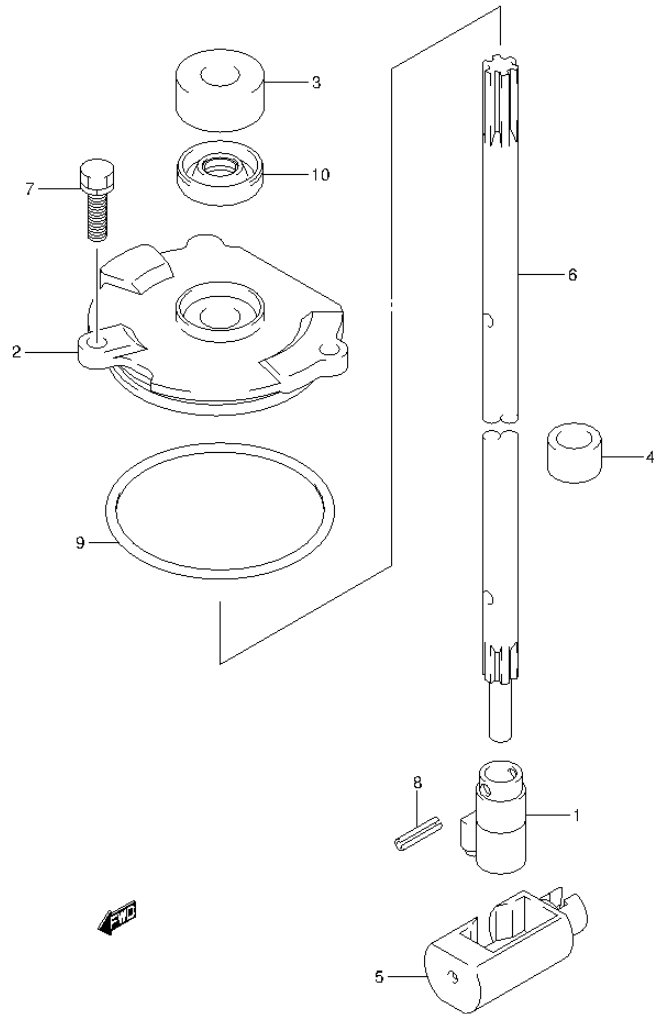
**FIG.50**



**FIG.50 (1-E-15) SHIFT ROD (DF115AT E01)**

REF NO.	PART NO.	DESCRIPTION	Q'TY	REMARKS
1	25131-92J00	YOKE, SHIFTER	1	
2	25141-92J00	HOUSING, SHIFT ROD GUIDE	1	
3	25222-92J00	COVER, OIL SEAL	1	
4	25232-90J00	MAGNET, GEAR CASE	1	
5	25321-92J10	SLIDER, SHIFT HORIZONTAL	1	
6-1	25111-92J00	ROD ASSY, SHIFT (L)	1	W/TRANSOM(L)
6-2	25111-92J10	ROD ASSY, SHIFT (X)	1	W/TRANSOM(X)
7	29116-93J00	BOLT (6X20)	2	
8	09205-04014	SPRING PIN (4X14)	2	
9	09280-69001	O RING (D:3.1,ID:68.5)	1	
10	09283-10011	OIL SEAL (10X22X8)	1	

**FIG.51**



**FIG.51 (1-F-2) SHIFT ROD (DF115AT E40)**

REF NO.	PART NO.	DESCRIPTION	Q'TY	REMARKS
1	25131-92J00	YOKE, SHIFTER	1	
2	25141-92J00	HOUSING, SHIFT ROD GUIDE	1	
3	25222-92J00	COVER, OIL SEAL	1	
4	25232-90J00	MAGNET, GEAR CASE	1	
5	25321-92J10	SLIDER, SHIFT HORIZONTAL	1	
6-1	25111-92J00	ROD ASSY, SHIFT (L)	1	W/TRANSOM(L)
6-2	25111-92J10	ROD ASSY, SHIFT (X)	1	W/TRANSOM(X)
7	29116-93J00	BOLT (6X20)	2	
8	09205-04014	SPRING PIN (4X14)	2	
9	09280-69001	O RING (D:3.1,ID:68.5)	1	
10	09283-10011	OIL SEAL (10X22X8)	1	

FIG.52

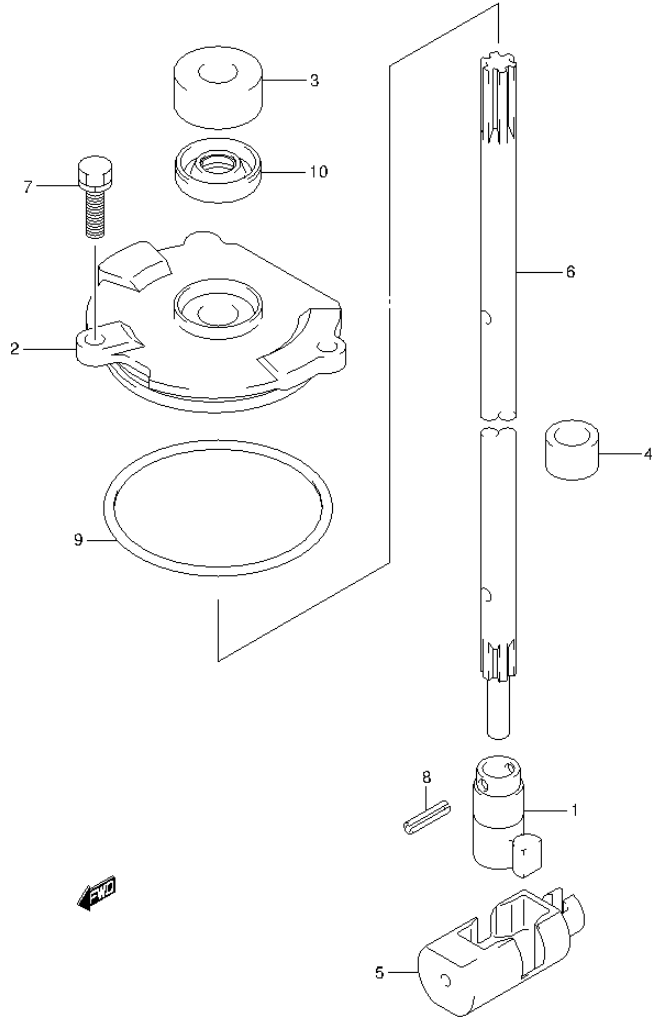


FIG.52 (1-F-3) SHIFT ROD (DF115AZ E01)

REF NO.	PART NO.	DESCRIPTION	Q'TY	REMARKS
1	25131-92J00	YOKE, SHIFTER	1	
2	25141-92J00	HOUSING, SHIFT ROD GUIDE	1	
3	25222-92J00	COVER, SFT GUIDE HSG OIL SEAL	1	
4	25232-90J00	MAGNET, GEAR CASE	1	
5	25321-92J20	SLIDER, SHIFT HORIZONTAL	1	
6-1	25111-92J00	ROD ASSY, SHIFT (L)	1	W/TRANSOM(L)
6-2	25111-92J10	ROD ASSY, SHIFT (X)	1	W/TRANSOM(X)
7	29116-93J00	BOLT (6X20)	2	
8	09205-04014	SPRING PIN (4X14)	2	
9	09280-69001	O RING (D:3.1,ID:68.5)	1	
10	09283-10011	OIL SEAL (10X22X8)	1	

FIG.53

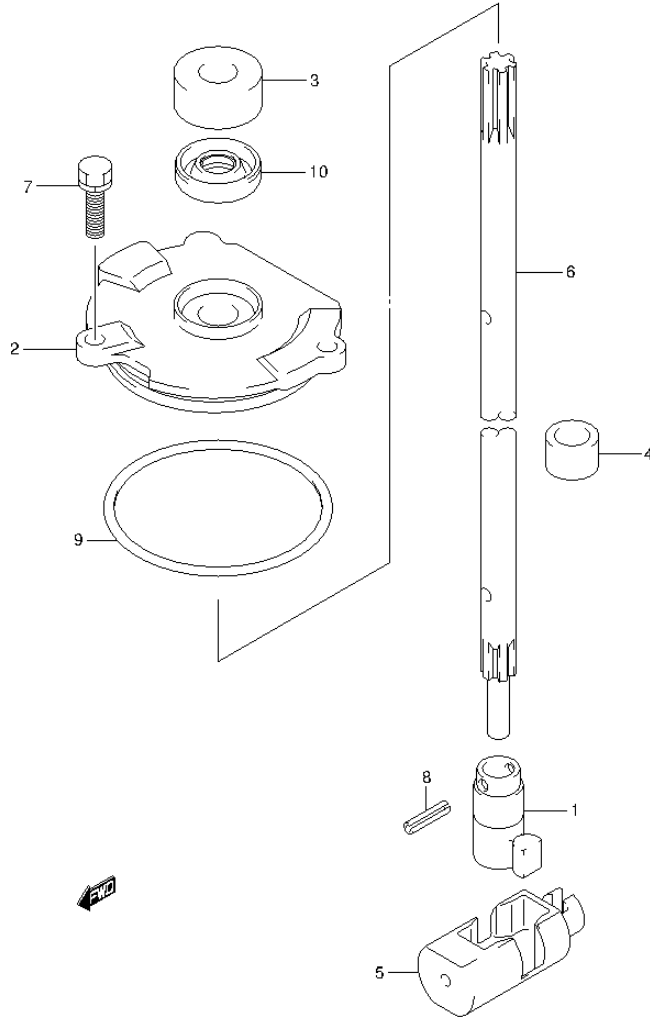


FIG.53 (1-F-4) SHIFT ROD (DF115AZ E40)

REF NO.	PART NO.	DESCRIPTION	Q'TY	REMARKS
1	25131-92J00	YOKE, SHIFTER	1	
2	25141-92J00	HOUSING, SHIFT ROD GUIDE	1	
3	25222-92J00	COVER, SFT GUIDE HSG OIL SEAL	1	
4	25232-90J00	MAGNET, GEAR CASE	1	
5	25321-92J20	SLIDER, SHIFT HORIZONTAL	1	
6-1	25111-92J00	ROD ASSY, SHIFT (L)	1	W/TRANSOM(L)
6-2	25111-92J10	ROD ASSY, SHIFT (X)	1	W/TRANSOM(X)
7	29116-93J00	BOLT (6X20)	2	
8	09205-04014	SPRING PIN (4X14)	2	
9	09280-69001	O RING (D:3.1,ID:68.5)	1	
10	09283-10011	OIL SEAL (10X22X8)	1	

FIG.54

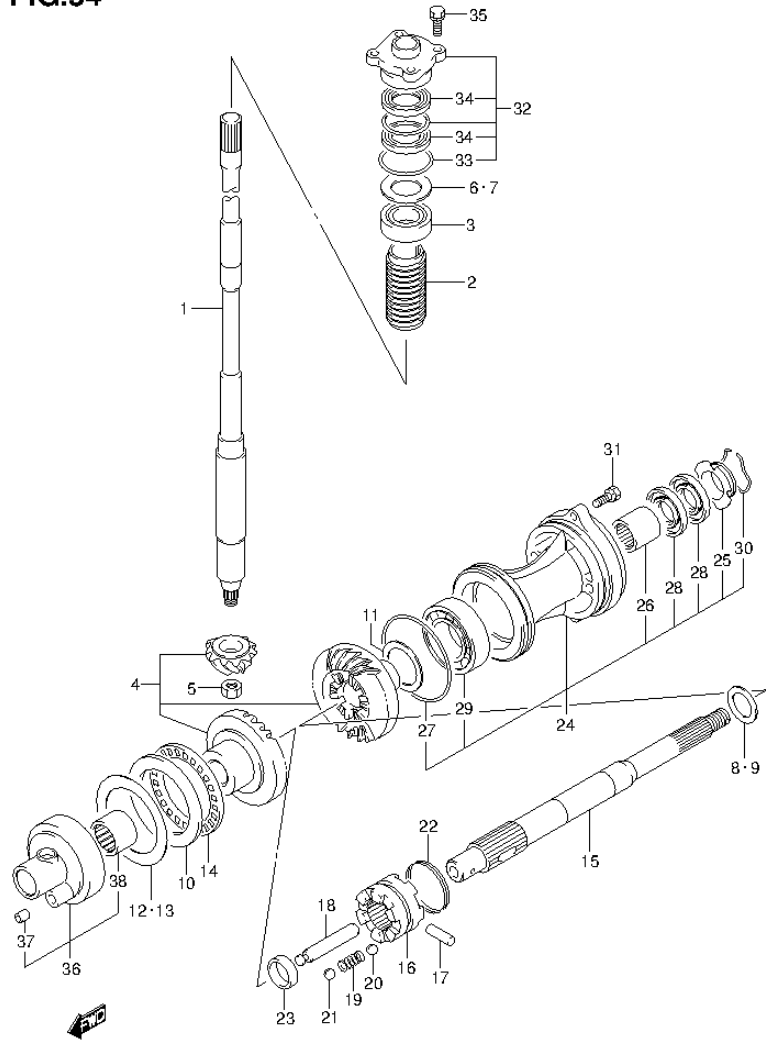


FIG.54 (1-F-5) TRANSMISSION (DF100AT E01)

REF NO.	PART NO.	DESCRIPTION	Q'TY	REMARKS
1-1	57110-92J60	SHAFT ASSY, DRIVE (L)	1	W/TRANSOM(L)
1-2	57110-92J70	SHAFT ASSY, DRIVE (X)	1	W/TRANSOM(X)
2	57133-90J01	COLLAR, DRIVE SHAFT	1	
3	09265-25040	BEARING (25X52X29.25)	1	
4	57300-92860	PINION/GEAR SET (NT:25)	1	
5	09140-14024	NUT	1	
6	57500-87873	SHIM SET, DRIVE SHAFT	1	
7-1	09181-40186	.SHIM (T:0.50)	1	
7-2	09181-41002	.SHIM (T:0.55)	1	
7-3	09181-41003	.SHIM (T:0.60)	1	
7-4	09181-41004	.SHIM (T:0.65)	1	
7-5	09181-41005	.SHIM (T:0.70)	1	
7-6	09181-41006	.SHIM (T:0.75)	1	
7-7	09181-40190	.SHIM (T:0.80)	1	
7-8	09181-41008	.SHIM (T:0.85)	1	
7-9	09181-41009	.SHIM (T:0.90)	1	
7-10	09181-41010	.SHIM (T:0.95)	1	
7-11	09181-40195	.SHIM (T:1.00)	1	
7-12	09181-41012	.SHIM (T:1.05)	1	
7-13	09181-41013	.SHIM (T:1.10)	1	
7-14	09181-41014	.SHIM (T:1.15)	1	
8	57500-87861	SHIM SET, PROP SHAFT REV	1	
9-1	08211-30382	.WASHER (T:1.5)	1	
9-2	09160-30036	.WASHER (T:1.7)	1	
9-3	09160-30037	.WASHER (T:1.9)	1	
9-4	09160-30038	.WASHER (T:2.1)	1	
9-5	09160-30039	.WASHER (T:2.3)	1	
9-6	09160-30041	.WASHER (T:2.4)	1	
9-7	09160-30042	.WASHER (T:2.6)	1	
9-8	09160-30043	.WASHER (T:2.7)	1	
9-9	09160-30044	.WASHER (T:2.8)	1	
10	09160-70002	WASHER (70X95X5.25)	1	FWD GEAR

FIG.54

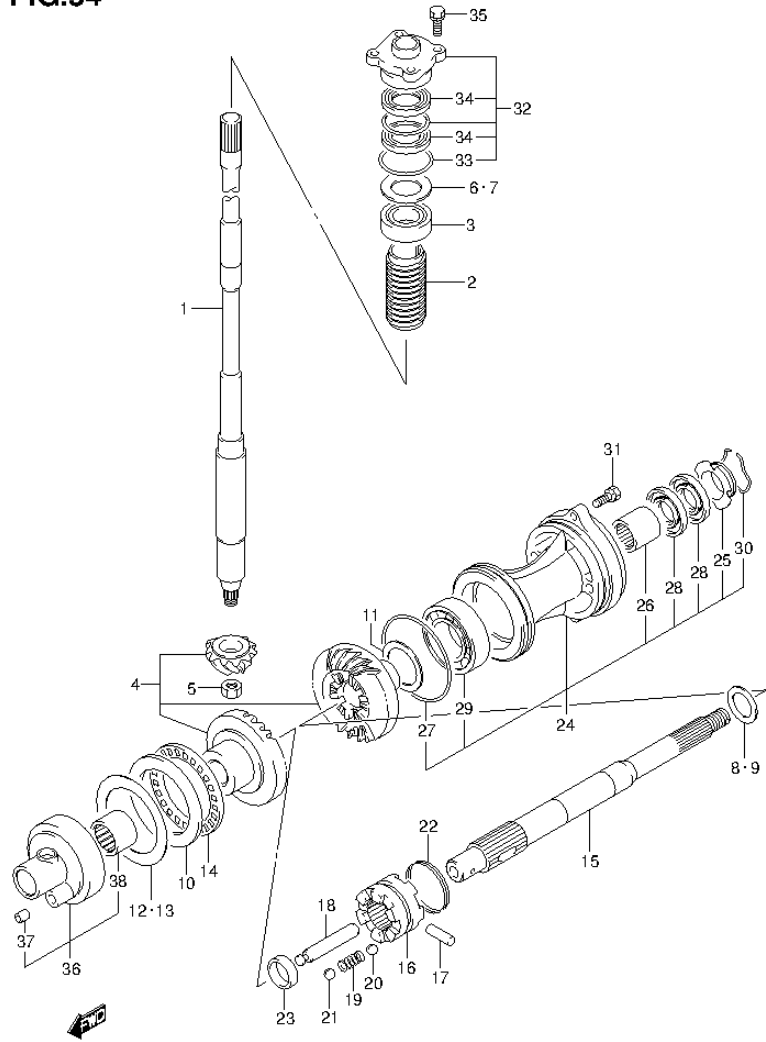


FIG.54 (1-F-6) TRANSMISSION (DF100AT E01)

REF NO.	PART NO.	DESCRIPTION	Q'TY	REMARKS
11-1	09181-45003	SHIM (T:1.0)	1	REV GEAR
11-2	09181-45004	SHIM (T:1.1)	1	REV GEAR
11-3	09181-45005	SHIM (T:1.2)	1	REV GEAR
11-4	09181-45006	SHIM (T:1.3)	1	REV GEAR
11-5	09181-45007	SHIM (T:1.4)	1	REV GEAR
11-6	09181-45008	SHIM (T:1.5)	1	REV GEAR
11-7	09181-45009	SHIM (T:1.6)	1	REV GEAR
12	57500-92813	SHIM SET, FWD GEAR	1	FWD GEAR
13-1	09181-70001	.SHIM (T:0.70)	1	FWD GEAR
13-2	09181-70002	.SHIM (T:0.80)	1	FWD GEAR
13-3	09181-70003	.SHIM (T:0.90)	1	FWD GEAR
13-4	09181-70004	.SHIM (T:1.00)	1	FWD GEAR
13-5	09181-70006	.SHIM (T:0.60)	1	FWD GEAR
13-6	09181-70009	.SHIM (T:0.65)	1	FWD GEAR
13-7	09181-70010	.SHIM (T:0.75)	1	FWD GEAR
13-8	09181-70011	.SHIM (T:0.85)	1	FWD GEAR
13-9	09181-70012	.SHIM (T:0.95)	1	FWD GEAR
14	09269-70001	BEARING (70X95X4)	1	
15	57610-92J20	SHAFT ASSY, PROPELLER	1	
16	57621-92J10	SHIFTER, CLUTCH DOG	1	
17	09202-07002	PIN (7X48)	1	
18	57631-92J00	PIN, CONNECTOR	1	
19	09440-09040	SPRING	1	
20	06111-07004	BALL	2	NO.1
21	06111-11004	BALL	2	NO.2
22	09440-49004	SPRING	1	
23	57616-90J00	SPACER, CLUTCH DOG FWD	1	

FIG.54

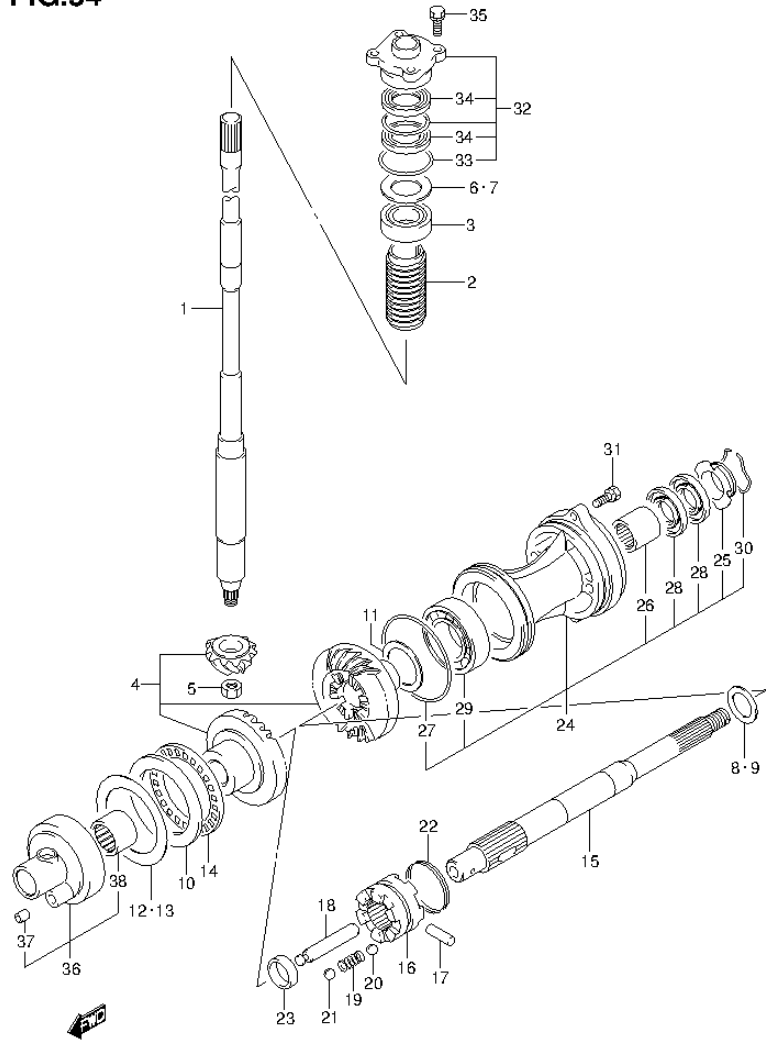


FIG.54 (1-F-7) TRANSMISSION (DF100AT E01)

REF NO.	PART NO.	DESCRIPTION	Q'TY	REMARKS
24	56120-92J01-0EP	HOUSING, PROP SFT BRG (BLACK)	1	
25	56123-92J00	.WASHER, OIL SEAL PROTECTOR	1	
26	09263-30051	.BEARING (30X37X26)	1	
27	09280-97001	.O RING (D:3.5,ID:95)	1	
28	09282-30007	.OIL SEAL (30X50X6)	2	
29	08113-62090	.BEARING	1	
30	09387-52001	.CIRCLIP	1	
31	09117-08047	BOLT (8X30)	2	
32	56130-90J00	HOUSING	1	
33	09280-46004	.O RING (D:3.5,ID:45.7)	1	
34	09282-24004	.OIL SEAL (24X40X7)	2	
35	09117-08110	BOLT (8X25)	4	
36	56140-92J00	HOUSING, FWD GEAR BRG	1	
37	09206-09012	.PIN (7.4X9X10)	1	
38	09263-50001	.BEARING (50X62X25)	1	

FIG.55

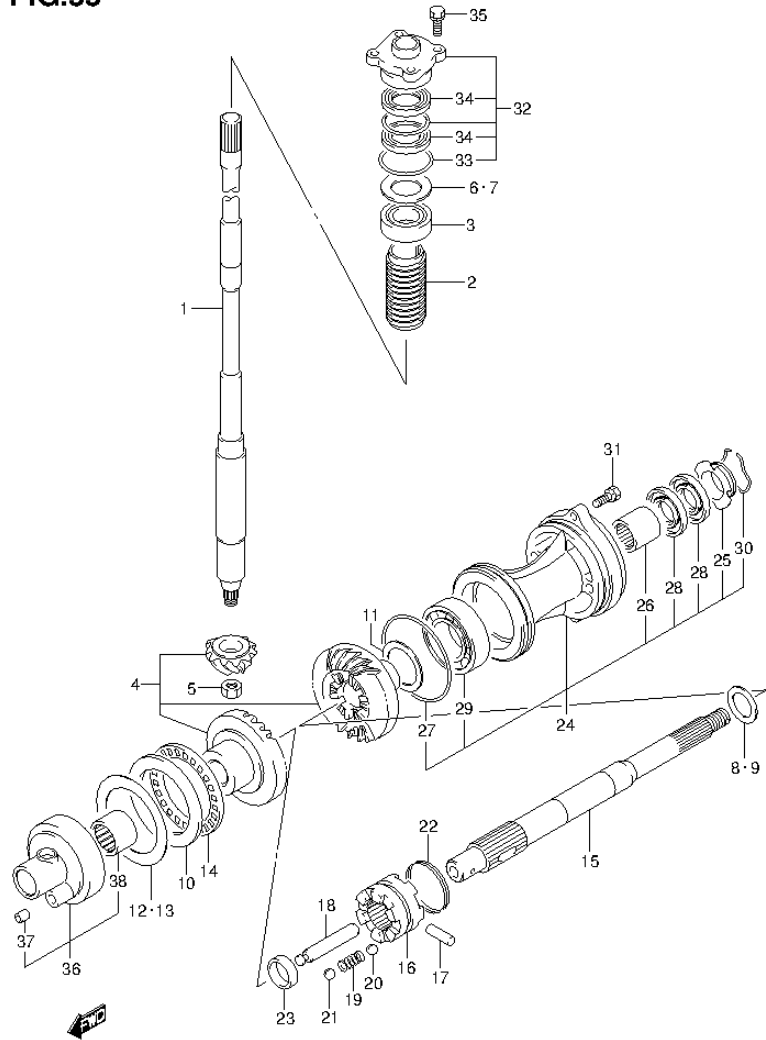


FIG.55 (1-F-8) TRANSMISSION (DF100AT E40)

REF NO.	PART NO.	DESCRIPTION	Q'TY	REMARKS
1-1	57110-92J60	SHAFT ASSY, DRIVE (L)	1	W/TRANSOM(L)
1-2	57110-92J70	SHAFT ASSY, DRIVE (X)	1	W/TRANSOM(X)
2	57133-90J01	COLLAR, DRIVE SHAFT	1	
3	09265-25040	BEARING (25X52X29.25)	1	
4	57300-92860	PINION/GEAR SET (NT:25)	1	
5	09140-14024	NUT	1	
6	57500-87873	SHIM SET, DRIVE SHAFT	1	
7-1	09181-40186	.SHIM (T:0.50)	1	
7-2	09181-41002	.SHIM (T:0.55)	1	
7-3	09181-41003	.SHIM (T:0.60)	1	
7-4	09181-41004	.SHIM (T:0.65)	1	
7-5	09181-41005	.SHIM (T:0.70)	1	
7-6	09181-41006	.SHIM (T:0.75)	1	
7-7	09181-40190	.SHIM (T:0.80)	1	
7-8	09181-41008	.SHIM (T:0.85)	1	
7-9	09181-41009	.SHIM (T:0.90)	1	
7-10	09181-41010	.SHIM (T:0.95)	1	
7-11	09181-40195	.SHIM (T:1.00)	1	
7-12	09181-41012	.SHIM (T:1.05)	1	
7-13	09181-41013	.SHIM (T:1.10)	1	
7-14	09181-41014	.SHIM (T:1.15)	1	
8	57500-87861	SHIM SET, PROP SHAFT REV	1	
9-1	08211-30382	.WASHER (T:1.5)	1	
9-2	09160-30036	.WASHER (T:1.7)	1	
9-3	09160-30037	.WASHER (T:1.9)	1	
9-4	09160-30038	.WASHER (T:2.1)	1	
9-5	09160-30039	.WASHER (T:2.3)	1	
9-6	09160-30041	.WASHER (T:2.4)	1	
9-7	09160-30042	.WASHER (T:2.6)	1	
9-8	09160-30043	.WASHER (T:2.7)	1	
9-9	09160-30044	.WASHER (T:2.8)	1	
10	09160-70002	WASHER (70X95X5.25)	1	FWD GEAR

FIG.55

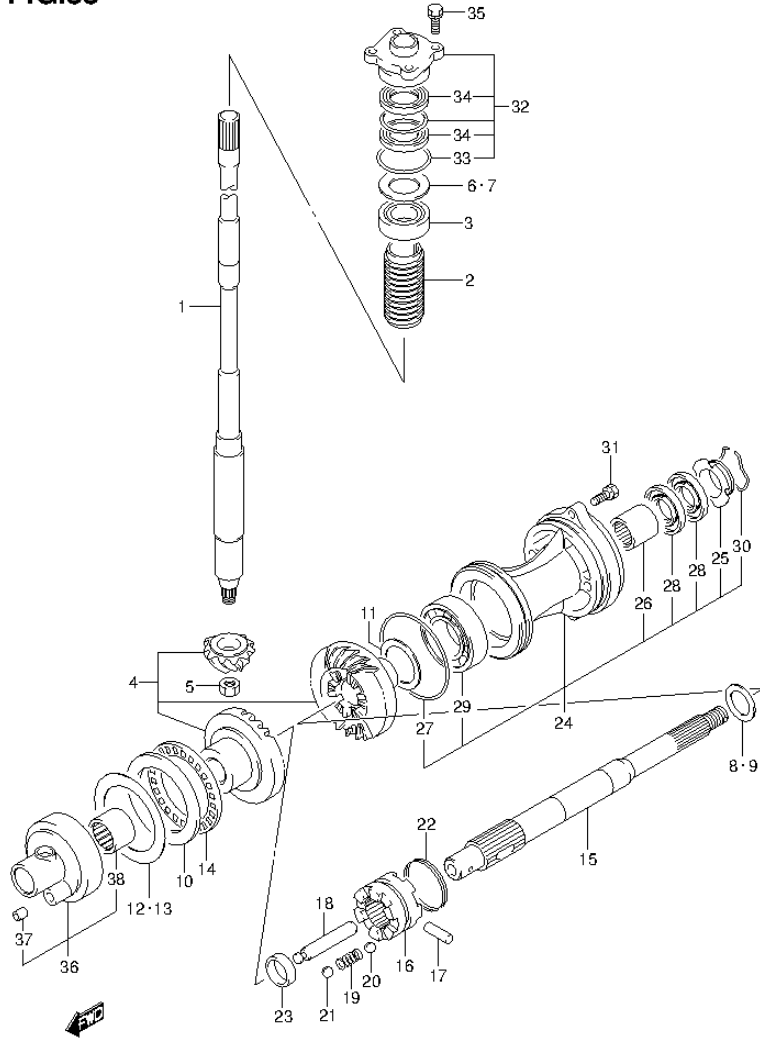


FIG.55 (1-F-9) TRANSMISSION (DF100AT E40)

REF NO.	PART NO.	DESCRIPTION	Q'TY	REMARKS
11-1	09181-45003	SHIM (T:1.0)	1	REV GEAR
11-2	09181-45004	SHIM (T:1.1)	1	REV GEAR
11-3	09181-45005	SHIM (T:1.2)	1	REV GEAR
11-4	09181-45006	SHIM (T:1.3)	1	REV GEAR
11-5	09181-45007	SHIM (T:1.4)	1	REV GEAR
11-6	09181-45008	SHIM (T:1.5)	1	REV GEAR
11-7	09181-45009	SHIM (T:1.6)	1	REV GEAR
12	57500-92813	SHIM SET, FWD GEAR	1	FWD GEAR
13-1	09181-70001	.SHIM (T:0.70)	1	FWD GEAR
13-2	09181-70002	.SHIM (T:0.80)	1	FWD GEAR
13-3	09181-70003	.SHIM (T:0.90)	1	FWD GEAR
13-4	09181-70004	.SHIM (T:1.00)	1	FWD GEAR
13-5	09181-70006	.SHIM (T:0.60)	1	FWD GEAR
13-6	09181-70009	.SHIM (T:0.65)	1	FWD GEAR
13-7	09181-70010	.SHIM (T:0.75)	1	FWD GEAR
13-8	09181-70011	.SHIM (T:0.85)	1	FWD GEAR
13-9	09181-70012	.SHIM (T:0.95)	1	FWD GEAR
14	09269-70001	BEARING (70X95X4)	1	
15	57610-92J20	SHAFT ASSY, PROPELLER	1	
16	57621-92J10	SHIFTER, CLUTCH DOG	1	
17	09202-07002	PIN (7X48)	1	
18	57631-92J00	PIN, CONNECTOR	1	
19	09440-09040	SPRING	1	
20	06111-07004	BALL	2	NO.1
21	06111-11004	BALL	2	NO.2
22	09440-49004	SPRING	1	
23	57616-90J00	SPACER, CLUTCH DOG FWD	1	

FIG.55

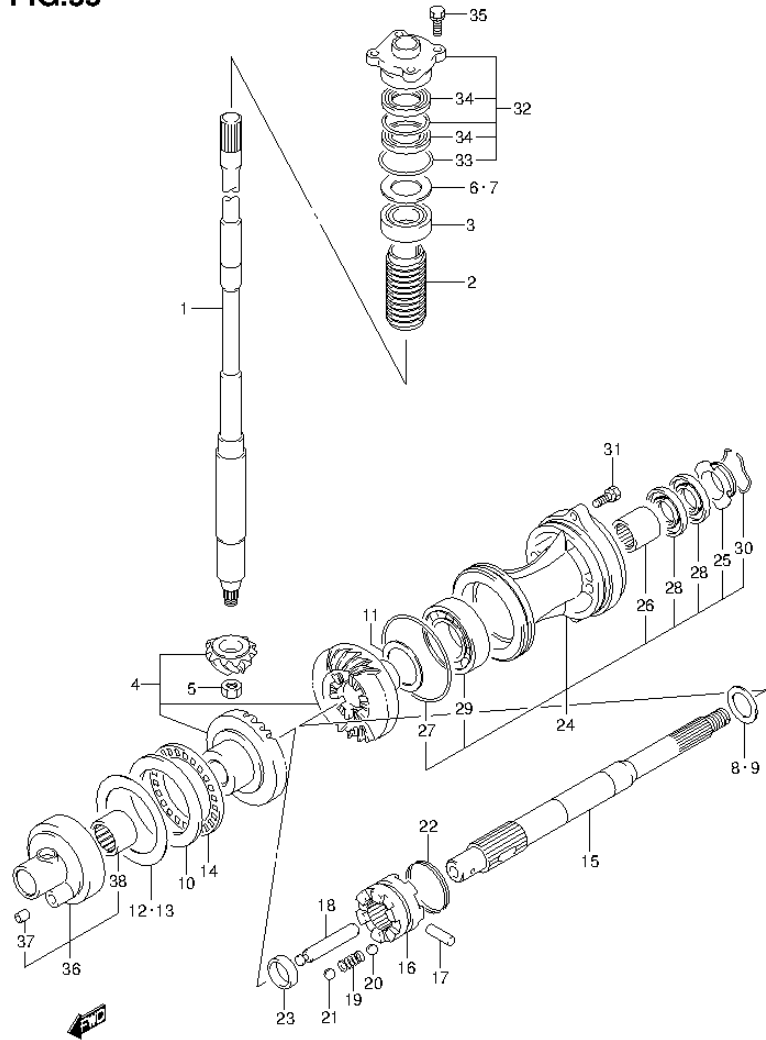


FIG.55 (1-F-10) TRANSMISSION (DF100AT E40)

REF NO.	PART NO.	DESCRIPTION	Q'TY	REMARKS
24	56120-92J01-0EP	HOUSING, PROP SFT BRG (BLACK)	1	
25	56123-92J00	.WASHER, OIL SEAL PROTECTOR	1	
26	09263-30051	.BEARING (30X37X26)	1	
27	09280-97001	.O RING (D:3.5,ID:95)	1	
28	09282-30007	.OIL SEAL (30X50X6)	2	
29	08113-62090	.BEARING	1	
30	09387-52001	.CIRCLIP	1	
31	09117-08047	BOLT (8X30)	2	
32	56130-90J00	HOUSING	1	
33	09280-46004	.O RING (D:3.5,ID:45.7)	1	
34	09282-24004	.OIL SEAL (24X40X7)	2	
35	09117-08110	BOLT (8X25)	4	
36	56140-92J00	HOUSING, FWD GEAR BRG	1	
37	09206-09012	.PIN (7.4X9X10)	1	
38	09263-50001	.BEARING (50X62X25)	1	

FIG.56

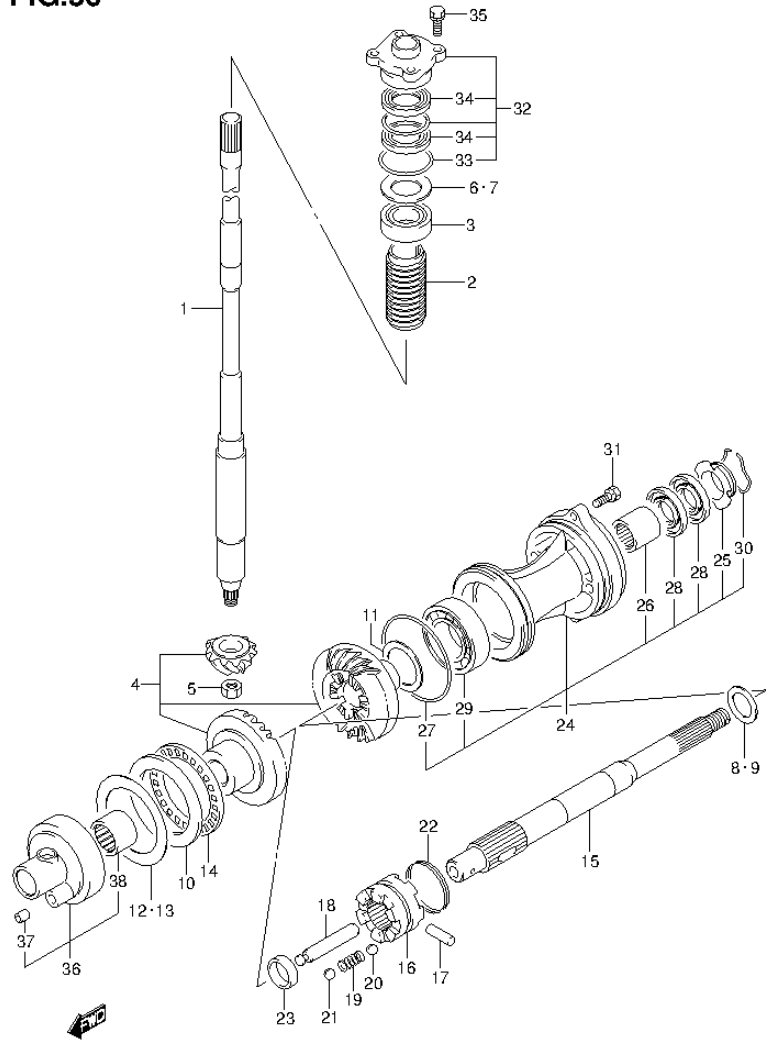


FIG.56 (1-F-11) TRANSMISSION (DF115AT E01)

REF NO.	PART NO.	DESCRIPTION	Q'TY	REMARKS
1-1	57110-92J60	SHAFT ASSY, DRIVE (L)	1	W/TRANSOM(L)
1-2	57110-92J70	SHAFT ASSY, DRIVE (X)	1	W/TRANSOM(X)
2	57133-90J01	COLLAR, DRIVE SHAFT	1	
3	09265-25040	BEARING (25X52X29.25)	1	
4	57300-92860	PINION/GEAR SET (NT:25)	1	
5	09140-14024	NUT	1	
6	57500-87873	SHIM SET, DRIVE SHAFT	1	
7-1	09181-40186	.SHIM (T:0.50)	1	
7-2	09181-41002	.SHIM (T:0.55)	1	
7-3	09181-41003	.SHIM (T:0.60)	1	
7-4	09181-41004	.SHIM (T:0.65)	1	
7-5	09181-41005	.SHIM (T:0.70)	1	
7-6	09181-41006	.SHIM (T:0.75)	1	
7-7	09181-40190	.SHIM (T:0.80)	1	
7-8	09181-41008	.SHIM (T:0.85)	1	
7-9	09181-41009	.SHIM (T:0.90)	1	
7-10	09181-41010	.SHIM (T:0.95)	1	
7-11	09181-40195	.SHIM (T:1.00)	1	
7-12	09181-41012	.SHIM (T:1.05)	1	
7-13	09181-41013	.SHIM (T:1.10)	1	
7-14	09181-41014	.SHIM (T:1.15)	1	
8	57500-87861	SHIM SET, PROP SHAFT REV	1	
9-1	08211-30382	.WASHER (T:1.5)	1	
9-2	09160-30036	.WASHER (T:1.7)	1	
9-3	09160-30037	.WASHER (T:1.9)	1	
9-4	09160-30038	.WASHER (T:2.1)	1	
9-5	09160-30039	.WASHER (T:2.3)	1	
9-6	09160-30041	.WASHER (T:2.4)	1	
9-7	09160-30042	.WASHER (T:2.6)	1	
9-8	09160-30043	.WASHER (T:2.7)	1	
9-9	09160-30044	.WASHER (T:2.8)	1	
10	09160-70002	WASHER (70X95X5.25)	1	FWD GEAR

FIG.56

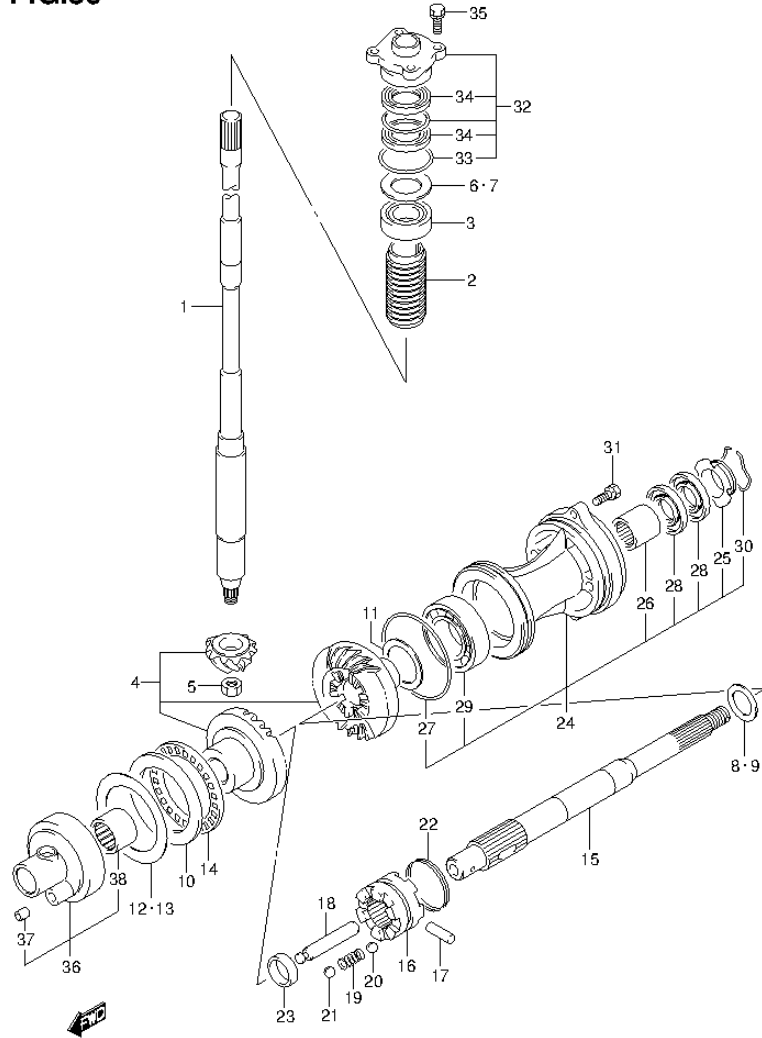


FIG.56 (1-F-12) TRANSMISSION (DF115AT E01)

REF NO.	PART NO.	DESCRIPTION	Q'TY	REMARKS
11-1	09181-45003	SHIM (T:1.0)	1	REV GEAR
11-2	09181-45004	SHIM (T:1.1)	1	REV GEAR
11-3	09181-45005	SHIM (T:1.2)	1	REV GEAR
11-4	09181-45006	SHIM (T:1.3)	1	REV GEAR
11-5	09181-45007	SHIM (T:1.4)	1	REV GEAR
11-6	09181-45008	SHIM (T:1.5)	1	REV GEAR
11-7	09181-45009	SHIM (T:1.6)	1	REV GEAR
12	57500-92813	SHIM SET, FWD GEAR	1	FWD GEAR
13-1	09181-70001	.SHIM (T:0.70)	1	FWD GEAR
13-2	09181-70002	.SHIM (T:0.80)	1	FWD GEAR
13-3	09181-70003	.SHIM (T:0.90)	1	FWD GEAR
13-4	09181-70004	.SHIM (T:1.00)	1	FWD GEAR
13-5	09181-70006	.SHIM (T:0.60)	1	FWD GEAR
13-6	09181-70009	.SHIM (T:0.65)	1	FWD GEAR
13-7	09181-70010	.SHIM (T:0.75)	1	FWD GEAR
13-8	09181-70011	.SHIM (T:0.85)	1	FWD GEAR
13-9	09181-70012	.SHIM (T:0.95)	1	FWD GEAR
14	09269-70001	BEARING (70X95X4)	1	
15	57610-92J20	SHAFT ASSY, PROPELLER	1	
16	57621-92J10	SHIFTER, CLUTCH DOG	1	
17	09202-07002	PIN (7X48)	1	
18	57631-92J00	PIN, CONNECTOR	1	
19	09440-09040	SPRING	1	
20	06111-07004	BALL	2	NO.1
21	06111-11004	BALL	2	NO.2
22	09440-49004	SPRING	1	
23	57616-90J00	SPACER, CLUTCH DOG FWD	1	

FIG.56

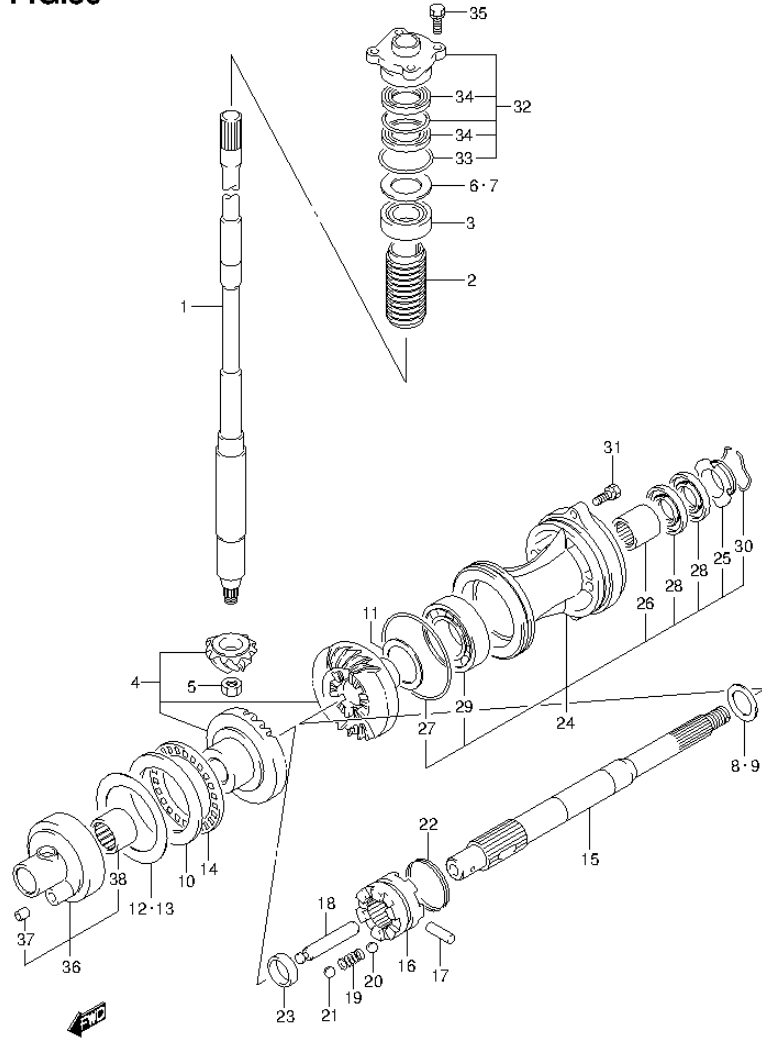


FIG.56 (1-F-13) TRANSMISSION (DF115AT E01)

REF NO.	PART NO.	DESCRIPTION	Q'TY	REMARKS
24	56120-92J01-0EP	HOUSING, PROP SFT BRG (BLACK)	1	
25	56123-92J00	.WASHER, OIL SEAL PROTECTOR	1	
26	09263-30051	.BEARING (30X37X26)	1	
27	09280-97001	.O RING (D:3.5,ID:95)	1	
28	09282-30007	.OIL SEAL (30X50X6)	2	
29	08113-62090	.BEARING	1	
30	09387-52001	.CIRCLIP	1	
31	09117-08047	BOLT (8X30)	2	
32	56130-90J00	HOUSING	1	
33	09280-46004	.O RING (D:3.5,ID:45.7)	1	
34	09282-24004	.OIL SEAL (24X40X7)	2	
35	09117-08110	BOLT (8X25)	4	
36	56140-92J00	HOUSING, FWD GEAR BRG	1	
37	09206-09012	.PIN (7.4X9X10)	1	
38	09263-50001	.BEARING (50X62X25)	1	

FIG.57

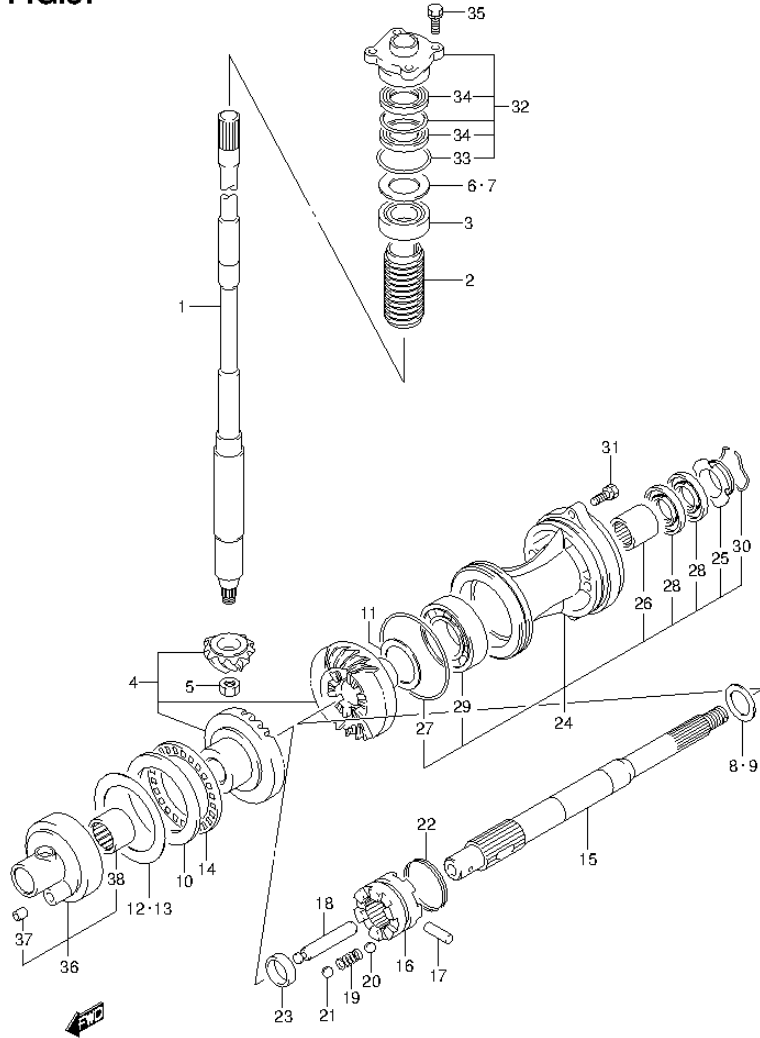


FIG.57 (1-F-14) TRANSMISSION (DF115AT E40)

REF NO.	PART NO.	DESCRIPTION	Q'TY	REMARKS
1-1	57110-92J60	SHAFT ASSY, DRIVE (L)	1	W/TRANSOM(L)
1-2	57110-92J70	SHAFT ASSY, DRIVE (X)	1	W/TRANSOM(X)
2	57133-90J01	COLLAR, DRIVE SHAFT	1	
3	09265-25040	BEARING (25X52X29.25)	1	
4	57300-92860	PINION/GEAR SET (NT:25)	1	
5	09140-14024	NUT	1	
6	57500-87873	SHIM SET, DRIVE SHAFT	1	
7-1	09181-40186	.SHIM (T:0.50)	1	
7-2	09181-41002	.SHIM (T:0.55)	1	
7-3	09181-41003	.SHIM (T:0.60)	1	
7-4	09181-41004	.SHIM (T:0.65)	1	
7-5	09181-41005	.SHIM (T:0.70)	1	
7-6	09181-41006	.SHIM (T:0.75)	1	
7-7	09181-40190	.SHIM (T:0.80)	1	
7-8	09181-41008	.SHIM (T:0.85)	1	
7-9	09181-41009	.SHIM (T:0.90)	1	
7-10	09181-41010	.SHIM (T:0.95)	1	
7-11	09181-40195	.SHIM (T:1.00)	1	
7-12	09181-41012	.SHIM (T:1.05)	1	
7-13	09181-41013	.SHIM (T:1.10)	1	
7-14	09181-41014	.SHIM (T:1.15)	1	
8	57500-87861	SHIM SET, PROP SHAFT REV	1	
9-1	08211-30382	.WASHER (T:1.5)	1	
9-2	09160-30036	.WASHER (T:1.7)	1	
9-3	09160-30037	.WASHER (T:1.9)	1	
9-4	09160-30038	.WASHER (T:2.1)	1	
9-5	09160-30039	.WASHER (T:2.3)	1	
9-6	09160-30041	.WASHER (T:2.4)	1	
9-7	09160-30042	.WASHER (T:2.6)	1	
9-8	09160-30043	.WASHER (T:2.7)	1	
9-9	09160-30044	.WASHER (T:2.8)	1	
10	09160-70002	WASHER (70X95X5.25)	1	FWD GEAR

FIG.57

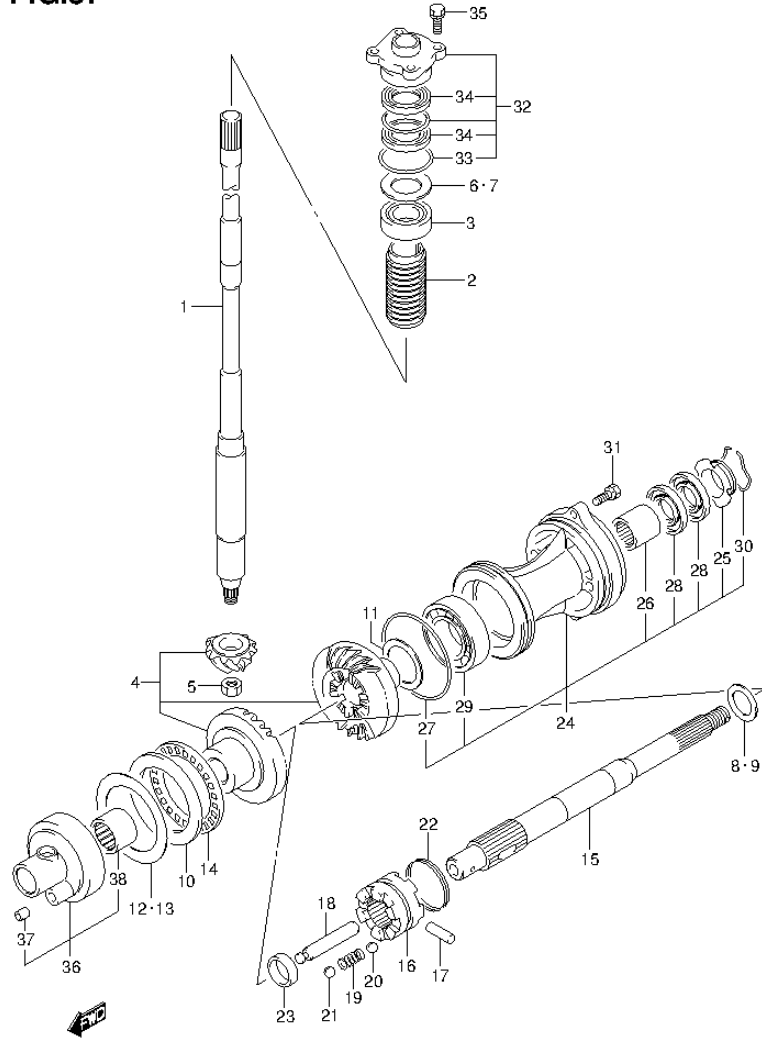


FIG.57 (1-F-15) TRANSMISSION (DF115AT E40)

REF NO.	PART NO.	DESCRIPTION	Q'TY	REMARKS
11-1	09181-45003	SHIM (T:1.0)	1	REV GEAR
11-2	09181-45004	SHIM (T:1.1)	1	REV GEAR
11-3	09181-45005	SHIM (T:1.2)	1	REV GEAR
11-4	09181-45006	SHIM (T:1.3)	1	REV GEAR
11-5	09181-45007	SHIM (T:1.4)	1	REV GEAR
11-6	09181-45008	SHIM (T:1.5)	1	REV GEAR
11-7	09181-45009	SHIM (T:1.6)	1	REV GEAR
12	57500-92813	SHIM SET, FWD GEAR	1	FWD GEAR
13-1	09181-70001	.SHIM (T:0.70)	1	FWD GEAR
13-2	09181-70002	.SHIM (T:0.80)	1	FWD GEAR
13-3	09181-70003	.SHIM (T:0.90)	1	FWD GEAR
13-4	09181-70004	.SHIM (T:1.00)	1	FWD GEAR
13-5	09181-70006	.SHIM (T:0.60)	1	FWD GEAR
13-6	09181-70009	.SHIM (T:0.65)	1	FWD GEAR
13-7	09181-70010	.SHIM (T:0.75)	1	FWD GEAR
13-8	09181-70011	.SHIM (T:0.85)	1	FWD GEAR
13-9	09181-70012	.SHIM (T:0.95)	1	FWD GEAR
14	09269-70001	BEARING (70X95X4)	1	
15	57610-92J20	SHAFT ASSY, PROPELLER	1	
16	57621-92J10	SHIFTER, CLUTCH DOG	1	
17	09202-07002	PIN (7X48)	1	
18	57631-92J00	PIN, CONNECTOR	1	
19	09440-09040	SPRING	1	
20	06111-07004	BALL	2	NO.1
21	06111-11004	BALL	2	NO.2
22	09440-49004	SPRING	1	
23	57616-90J00	SPACER, CLUTCH DOG FWD	1	

FIG.57

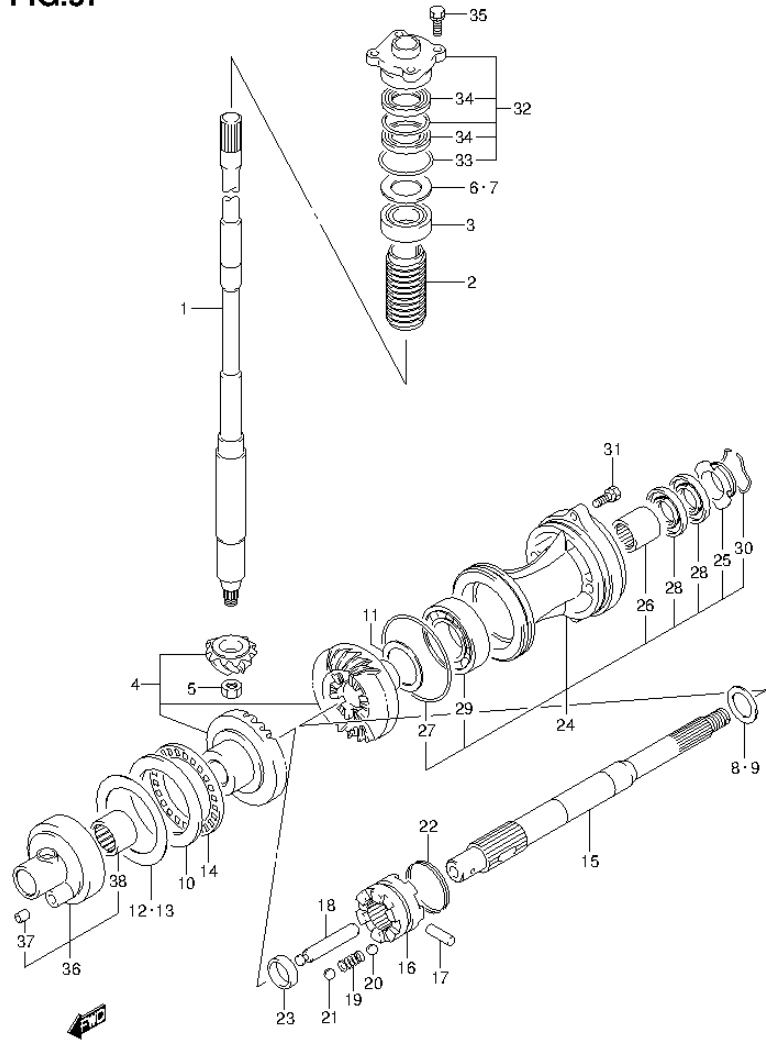


FIG.57 (1-G-2) TRANSMISSION (DF115AT E40)

REF NO.	PART NO.	DESCRIPTION	Q'TY	REMARKS
24	56120-92J01-0EP	HOUSING, PROP SFT BRG (BLACK)	1	
25	56123-92J00	.WASHER, OIL SEAL PROTECTOR	1	
26	09263-30051	.BEARING (30X37X26)	1	
27	09280-97001	.O RING (D:3.5,ID:95)	1	
28	09282-30007	.OIL SEAL (30X50X6)	2	
29	08113-62090	.BEARING	1	
30	09387-52001	.CIRCLIP	1	
31	09117-08047	BOLT (8X30)	2	
32	56130-90J00	HOUSING	1	
33	09280-46004	.O RING (D:3.5,ID:45.7)	1	
34	09282-24004	.OIL SEAL (24X40X7)	2	
35	09117-08110	BOLT (8X25)	4	
36	56140-92J00	HOUSING, FWD GEAR BRG	1	
37	09206-09012	.PIN (7.4X9X10)	1	
38	09263-50001	.BEARING (50X62X25)	1	

FIG.58

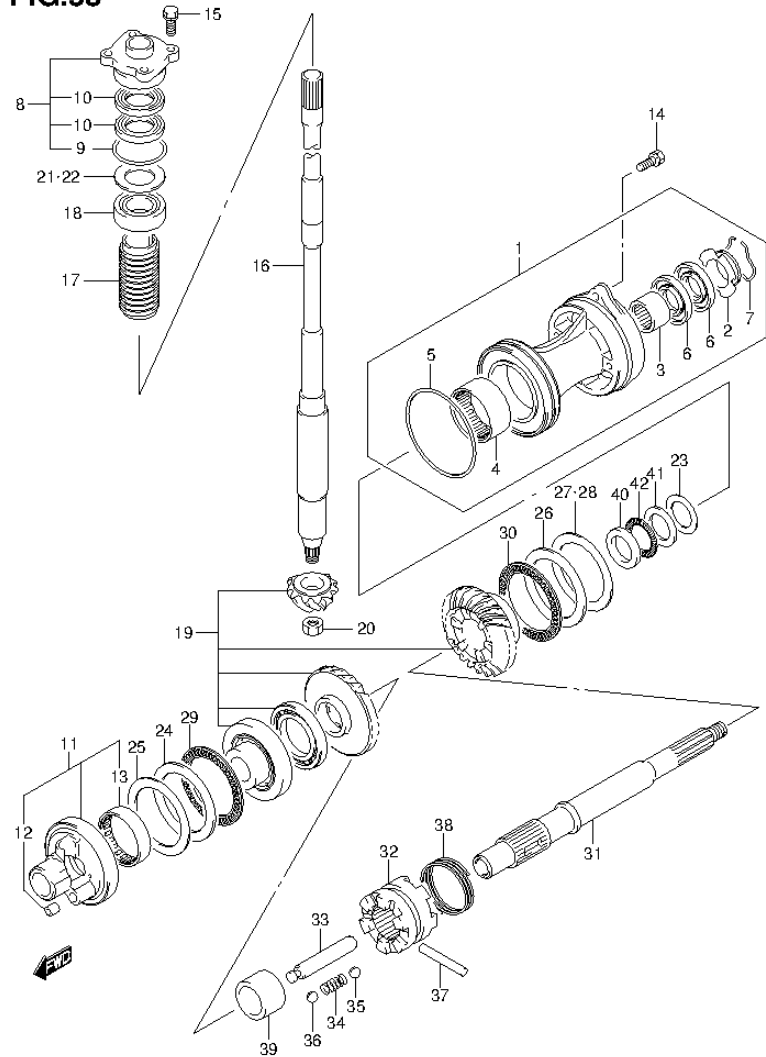


FIG.58 (1-G-3) TRANSMISSION (DF115AZ E01)

REF NO.	PART NO.	DESCRIPTION	Q'TY	REMARKS
1	56120-92J12-0EP	HOUSING, PROP SFT BRG (BLACK)	1	
2	56123-92J00	.WASHER, OIL SEAL PROTECTOR	1	
3	09263-30051	.BEARING (30X37X26)	1	
4	09263-50001	.BEARING (50X62X25)	1	
5	09280-97001	.O RING (D:3.5,ID:95)	1	
6	09282-30007	.OIL SEAL (30X50X6)	2	
7	09387-52001	.CIRCLIP	1	
8	56130-90J00	HOUSING, DRIVE SHAFT BRG	1	
9	09280-46004	.O RING (D:3.5,ID:45.7)	1	
10	09282-24004	.OIL SEAL (24X40X7)	2	
11	56140-92J30	HOUSING, REV GEAR BRG	1	
12	09206-09012	.PIN (7.4X9X10)	1	
13	09263-45004	.BEARING (45X52X16)	1	
14	09117-08047	BOLT (8X30)	2	
15	09117-08110	BOLT (8X25)	4	
16-1	57110-92J60	SHAFT, DRIVE (L)	1	W/TRANSOM(L)
16-2	57110-92J70	SHAFT, DRIVE (X)	1	W/TRANSOM(X)
17	57133-90J01	COLLAR, DRIVE SHAFT	1	
18	09265-25040	BEARING (25X52X29.25)	1	
19	57300-92870	PINION/GEAR SET (NT:25)	1	
20	09140-14024	NUT	1	

FIG.58

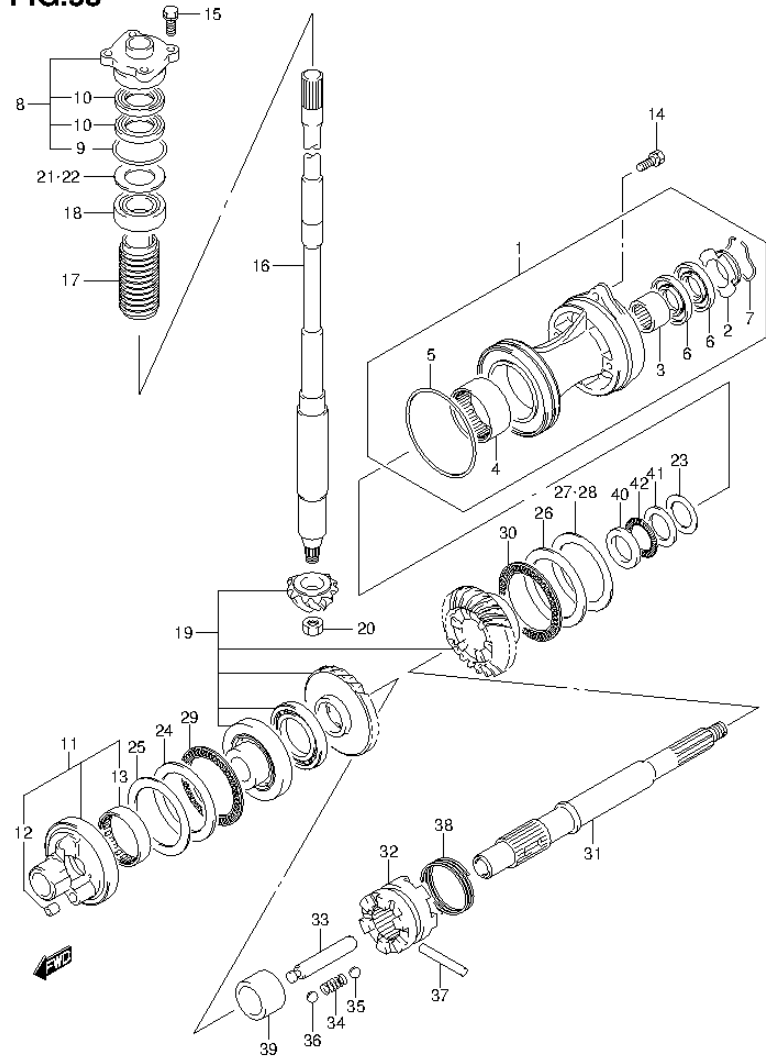


FIG.58 (1-G-4) TRANSMISSION (DF115AZ E01)

REF NO.	PART NO.	DESCRIPTION	Q'TY	REMARKS
21	57500-87873	SHIM SET, DRIVE SHAFT	1	
22-1	09181-40186	.SHIM (T:0.50)	1	
22-2	09181-41002	.SHIM (T:0.55)	1	
22-3	09181-41003	.SHIM (T:0.60)	1	
22-4	09181-41004	.SHIM (T:0.65)	1	
22-5	09181-41005	.SHIM (T:0.70)	1	
22-6	09181-41006	.SHIM (T:0.75)	1	
22-7	09181-40190	.SHIM (T:0.80)	1	
22-8	09181-41008	.SHIM (T:0.85)	1	
22-9	09181-41009	.SHIM (T:0.90)	1	
22-10	09181-41010	.SHIM (T:0.95)	1	
22-11	09181-40195	.SHIM (T:1.00)	1	
22-12	09181-41012	.SHIM (T:1.05)	1	
22-13	09181-41013	.SHIM (T:1.10)	1	
22-14	09181-41014	.SHIM (T:1.15)	1	
23-1	09160-35015	WASHER (T:0.60)	1	PROP SAFT REV
23-2	09160-35014	WASHER (T:0.70)	1	PROP SAFT REV
23-3	09160-35013	WASHER (T:0.80)	1	PROP SAFT REV
23-4	09160-35006	WASHER (T:0.90)	1	PROP SAFT REV
23-5	09160-35008	WASHER (T:0.95)	1	PROP SAFT REV
23-6	09160-35002	WASHER (T:1.00)	1	PROP SAFT REV
23-7	09160-35009	WASHER (T:1.05)	1	PROP SAFT REV
23-8	09160-35003	WASHER (T:1.10)	1	PROP SAFT REV
23-9	09160-35010	WASHER (T:1.15)	1	PROP SAFT REV
24	09160-60011	WASHER (60X85X3)	1	REV GEAR
25-1	09160-60008	WASHER (T:0.8)	1	REV GEAR
25-2	09160-60009	WASHER (T:0.9)	1	REV GEAR
25-3	09160-60003	WASHER (T:1.0)	1	REV GEAR
25-4	09160-60004	WASHER (T:1.1)	1	REV GEAR
25-5	09160-60005	WASHER (T:1.2)	1	REV GEAR
25-6	09160-60006	WASHER (T:1.3)	1	REV GEAR
25-7	09160-60007	WASHER (T:1.4)	1	REV GEAR
26	09160-70005	WASHER (70X95X2)	1	FWD GEAR

FIG.58

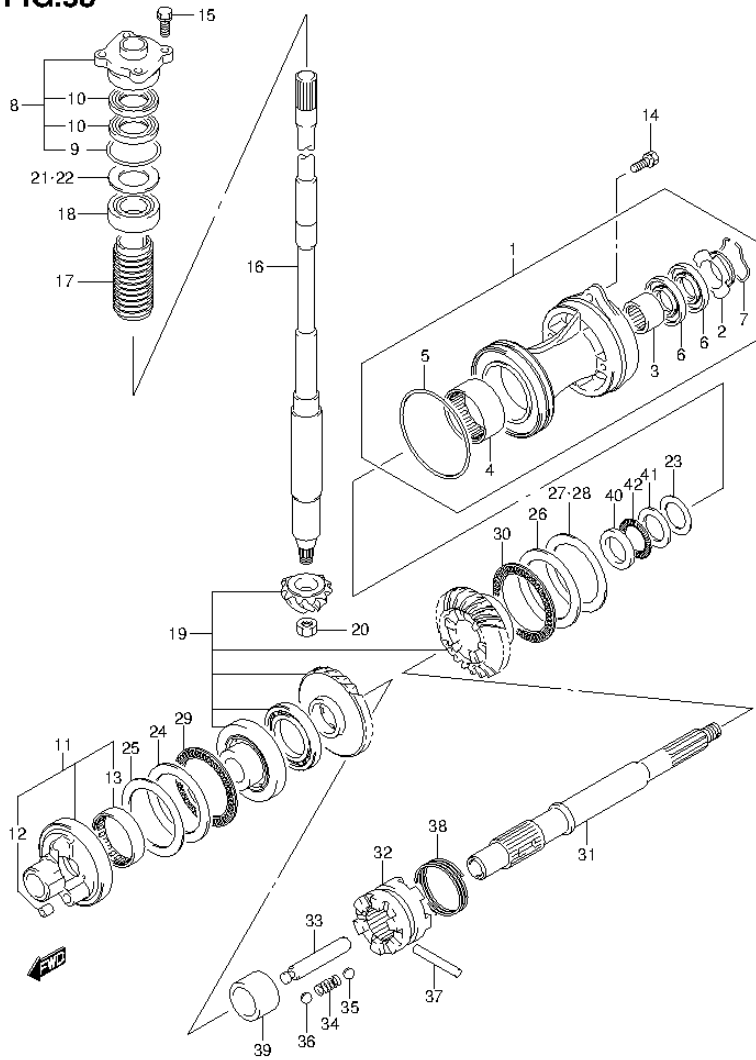
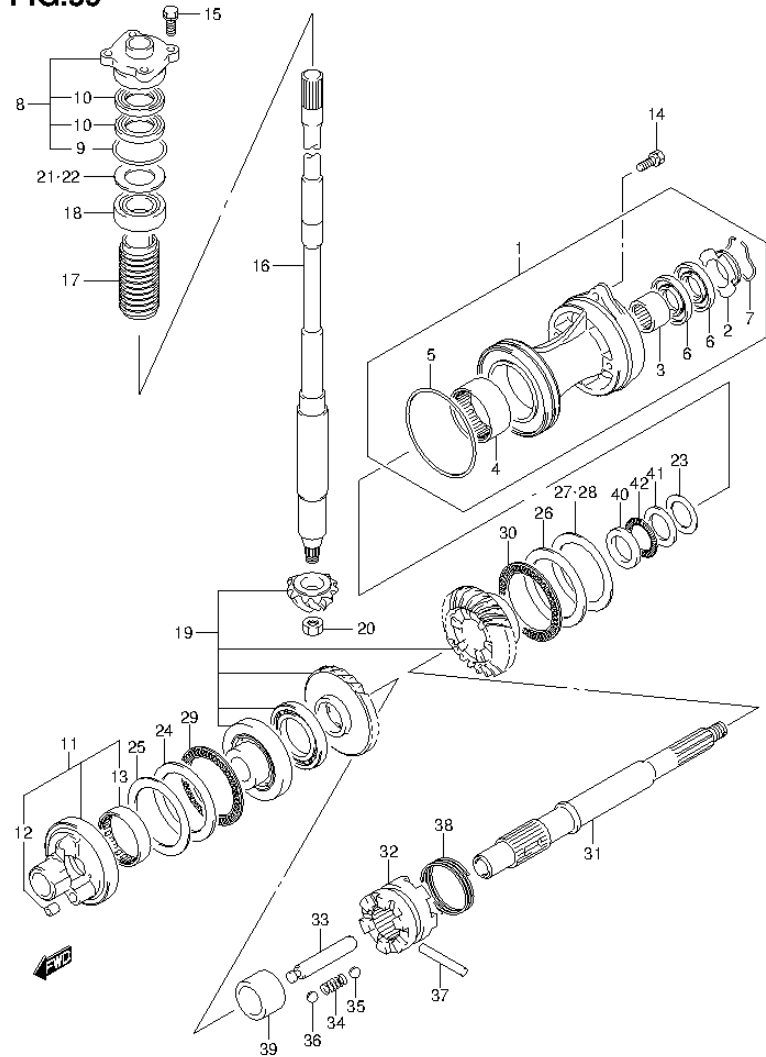


FIG.58 (1-G-5) TRANSMISSION (DF115AZ E01)

REF NO.	PART NO.	DESCRIPTION	Q'TY	REMARKS
27	57500-92813	SHIM SET, FWD GEAR	1	FWD GEAR
28-1	09181-70006	.SHIM (T:0.60)	1	FWD GEAR
28-2	09181-70009	.SHIM (T:0.65)	1	FWD GEAR
28-3	09181-70001	.SHIM (T:0.70)	1	FWD GEAR
28-4	09181-70010	.SHIM (T:0.75)	1	FWD GEAR
28-5	09181-70002	.SHIM (T:0.80)	1	FWD GEAR
28-6	09181-70011	.SHIM (T:0.85)	1	FWD GEAR
28-7	09181-70003	.SHIM (T:0.90)	1	FWD GEAR
28-8	09181-70012	.SHIM (T:0.95)	1	FWD GEAR
28-9	09181-70004	.SHIM (T:1.00)	1	FWD GEAR
29	09269-60001	BEARING (60X85X3)	1	REV
30	09269-70001	BEARING (70X95X4)	1	FWD
31	57610-92J31	SHAFT, PROPELLER	1	
32	57621-92J10	SHIFTER, CLUTCH DOG	1	
33	57631-92J00	PIN, CONNECTOR	1	
34	09440-09040	SPRING	1	
35	06111-07004	BALL	2	NO.1
36	06111-11004	BALL	2	NO.2
37	09202-07002	PIN (7X48)	1	
38	09440-49004	SPRING	1	
39	57616-92J00	SPACER, CLUTCH DOG FWD	1	
40	09160-30055	WASHER (30X47X6)	1	PROP SAFT REV
41	09160-30056	WASHER (32X47X3)	1	PROP SAFT REV
42	09269-30014	BEARING (30X47X2)	1	PROP SAFT REV

**FIG.59**



**FIG.59 (1-G-6) TRANSMISSION (DF115AZ E40)**

REF NO.	PART NO.	DESCRIPTION	Q'TY	REMARKS
1	56120-92J12-0EP	HOUSING, PROP SFT BRG (BLACK)	1	
2	56123-92J00	.WASHER, OIL SEAL PROTECTOR	1	
3	09263-30051	.BEARING (30X37X26)	1	
4	09263-50001	.BEARING (50X62X25)	1	
5	09280-97001	.O RING (D:3.5, ID:95)	1	
6	09282-30007	.OIL SEAL (30X50X6)	2	
7	09387-52001	.CIRCLIP	1	
8	56130-90J00	HOUSING, DRIVE SHAFT BRG	1	
9	09280-46004	.O RING (D:3.5, ID:45.7)	1	
10	09282-24004	.OIL SEAL (24X40X7)	2	
11	56140-92J30	HOUSING, REV GEAR BRG	1	
12	09206-09012	.PIN (7.4X9X10)	1	
13	09263-45004	.BEARING (45X52X16)	1	
14	09117-08047	BOLT (8X30)	2	
15	09117-08110	BOLT (8X25)	4	
16-1	57110-92J60	SHAFT, DRIVE (L)	1	W/TRANSOM(L)
16-2	57110-92J70	SHAFT, DRIVE (X)	1	W/TRANSOM(X)
17	57133-90J01	COLLAR, DRIVE SHAFT	1	
18	09265-25040	BEARING (25X52X29.25)	1	
19	57300-92870	PINION/GEAR SET (NT:25)	1	
20	09140-14024	NUT	1	

FIG.59

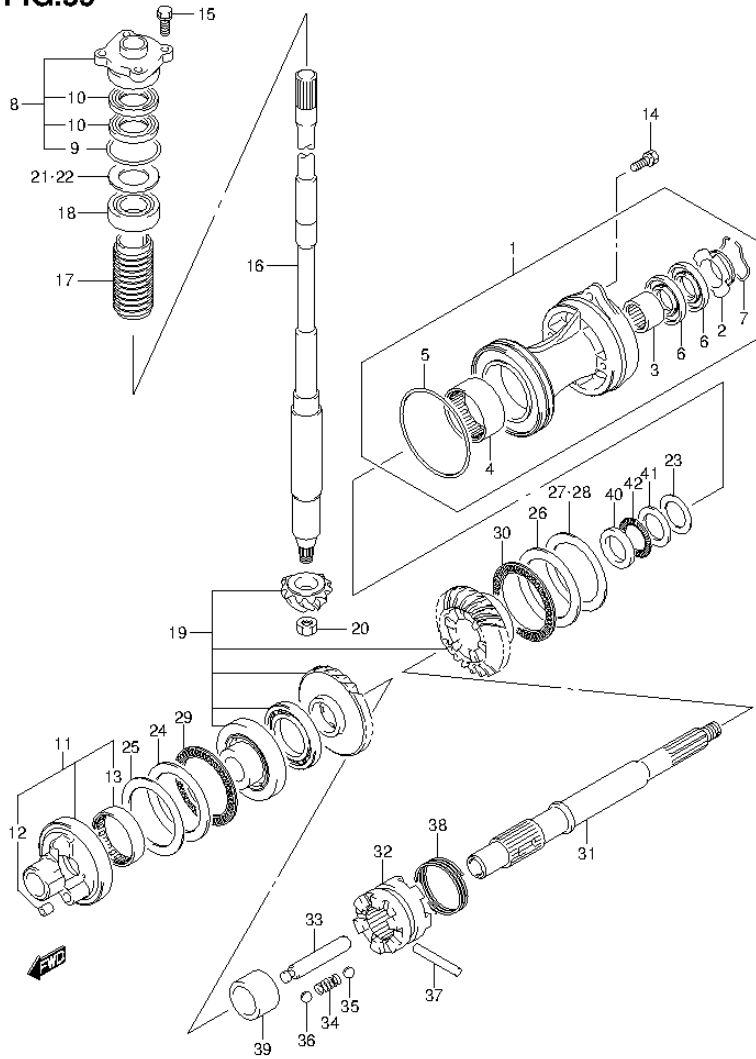


FIG.59 (1-G-7) TRANSMISSION (DF115AZ E40)

REF NO.	PART NO.	DESCRIPTION	Q'TY	REMARKS
21	57500-87873	SHIM SET, DRIVE SHAFT	1	
22-1	09181-40186	.SHIM (T:0.50)	1	
22-2	09181-41002	.SHIM (T:0.55)	1	
22-3	09181-41003	.SHIM (T:0.60)	1	
22-4	09181-41004	.SHIM (T:0.65)	1	
22-5	09181-41005	.SHIM (T:0.70)	1	
22-6	09181-41006	.SHIM (T:0.75)	1	
22-7	09181-40190	.SHIM (T:0.80)	1	
22-8	09181-41008	.SHIM (T:0.85)	1	
22-9	09181-41009	.SHIM (T:0.90)	1	
22-10	09181-41010	.SHIM (T:0.95)	1	
22-11	09181-40195	.SHIM (T:1.00)	1	
22-12	09181-41012	.SHIM (T:1.05)	1	
22-13	09181-41013	.SHIM (T:1.10)	1	
22-14	09181-41014	.SHIM (T:1.15)	1	
23-1	09160-35015	WASHER (T:0.60)	1	PROP SAFT REV
23-2	09160-35014	WASHER (T:0.70)	1	PROP SAFT REV
23-3	09160-35013	WASHER (T:0.80)	1	PROP SAFT REV
23-4	09160-35006	WASHER (T:0.90)	1	PROP SAFT REV
23-5	09160-35008	WASHER (T:0.95)	1	PROP SAFT REV
23-6	09160-35002	WASHER (T:1.00)	1	PROP SAFT REV
23-7	09160-35009	WASHER (T:1.05)	1	PROP SAFT REV
23-8	09160-35003	WASHER (T:1.10)	1	PROP SAFT REV
23-9	09160-35010	WASHER (T:1.15)	1	PROP SAFT REV
24	09160-60011	WASHER (60X85X3)	1	REV GEAR
25-1	09160-60008	WASHER (T:0.8)	1	REV GEAR
25-2	09160-60009	WASHER (T:0.9)	1	REV GEAR
25-3	09160-60003	WASHER (T:1.0)	1	REV GEAR
25-4	09160-60004	WASHER (T:1.1)	1	REV GEAR
25-5	09160-60005	WASHER (T:1.2)	1	REV GEAR
25-6	09160-60006	WASHER (T:1.3)	1	REV GEAR
25-7	09160-60007	WASHER (T:1.4)	1	REV GEAR
26	09160-70005	WASHER (70X95X2)	1	FWD GEAR

FIG.59

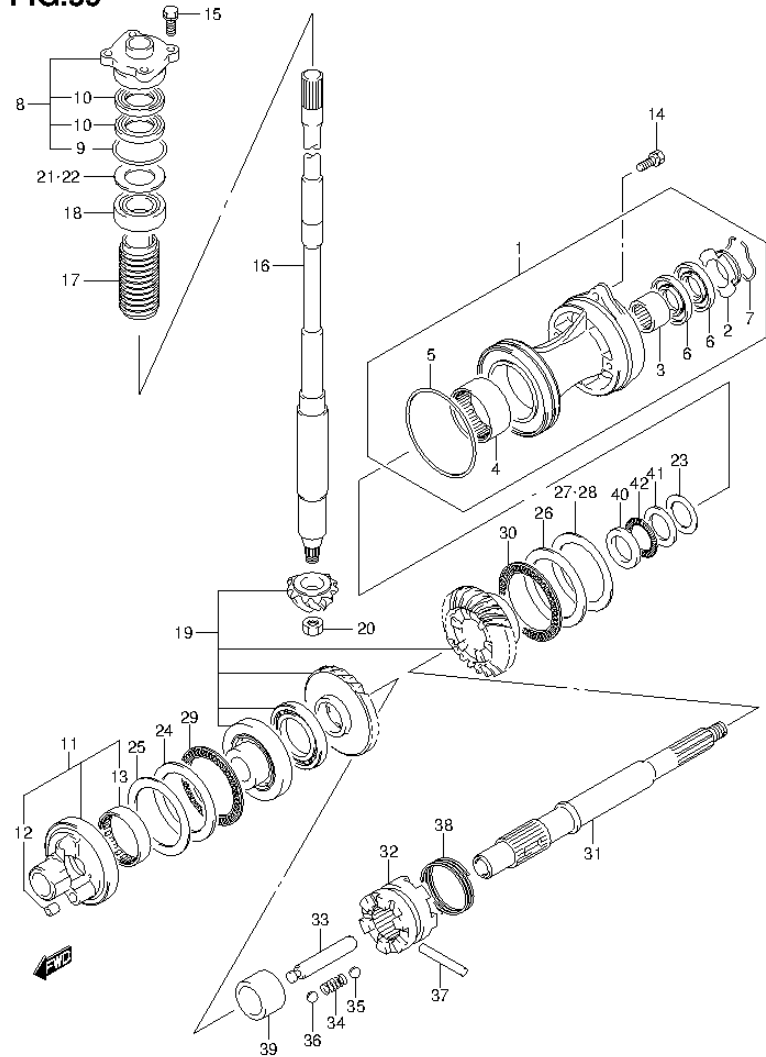


FIG.59 (1-G-8) TRANSMISSION (DF115AZ E40)

REF NO.	PART NO.	DESCRIPTION	Q'TY	REMARKS
27	57500-92813	SHIM SET, FWD GEAR	1	FWD GEAR
28-1	09181-70006	.SHIM (T:0.60)	1	FWD GEAR
28-2	09181-70009	.SHIM (T:0.65)	1	FWD GEAR
28-3	09181-70001	.SHIM (T:0.70)	1	FWD GEAR
28-4	09181-70010	.SHIM (T:0.75)	1	FWD GEAR
28-5	09181-70002	.SHIM (T:0.80)	1	FWD GEAR
28-6	09181-70011	.SHIM (T:0.85)	1	FWD GEAR
28-7	09181-70003	.SHIM (T:0.90)	1	FWD GEAR
28-8	09181-70012	.SHIM (T:0.95)	1	FWD GEAR
28-9	09181-70004	.SHIM (T:1.00)	1	FWD GEAR
29	09269-60001	BEARING (60X85X3)	1	REV
30	09269-70001	BEARING (70X95X4)	1	FWD
31	57610-92J31	SHAFT, PROPELLER	1	
32	57621-92J10	SHIFTER, CLUTCH DOG	1	
33	57631-92J00	PIN, CONNECTOR	1	
34	09440-09040	SPRING	1	
35	06111-07004	BALL	2	NO.1
36	06111-11004	BALL	2	NO.2
37	09202-07002	PIN (7X48)	1	
38	09440-49004	SPRING	1	
39	57616-92J00	SPACER, CLUTCH DOG FWD	1	
40	09160-30055	WASHER (30X47X6)	1	PROP SAFT REV
41	09160-30056	WASHER (32X47X3)	1	PROP SAFT REV
42	09269-30014	BEARING (30X47X2)	1	PROP SAFT REV

FIG.60

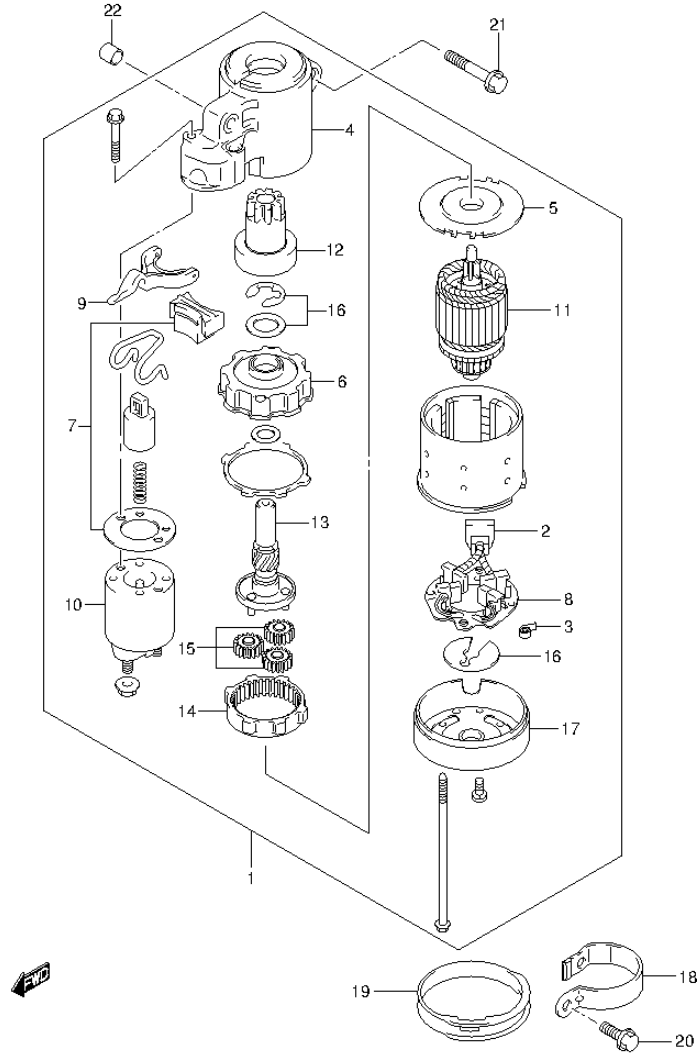


FIG.60 (1-G-9) STARTING MOTOR

REF NO.	PART NO.	DESCRIPTION	Q'TY	REMARKS
1	31100-90J01	STARTING MOTOR	1	
2	31131-90J01	.BRUSH SET, PLUS	1	
3	31135-90J00	.SPRING	4	
4	31151-90J00	.CASE, GEAR	1	
5	31152-90J00	.PLATE, CENTER	1	
6	31153-90J00	.BRACKET, PLANET GEAR	1	
7	31171-90J00	.COVER KIT, DUST	1	
8	31173-90J01	.HOLDER, BRUSH	1	
9	31191-90J00	.LEVER, SHIFT	1	
10	31220-90J00	.SWITCH, MAGNET	1	
11	31310-90J00	.ARMATURE	1	
12	31320-90J00	.PINION	1	
13	31341-90J00	.SHAFT, PINION	1	
14	31343-90J00	.INTERNAL GEAR	1	
15	31344-90J00	.GEAR, PLANETARY	3	
16	31360-90J00	.WASHER SET	1	
17	31170-90J00	.COVER ASSY, REAR	1	
18	31912-90J00	BAND, STARTING MOTOR	1	
19	31918-90J10	DAMPER, LOWER	1	
20	01550-08207	BOLT	2	
21	01550-10507	BOLT	2	
22	04211-13149	PIN	2	

FIG.61

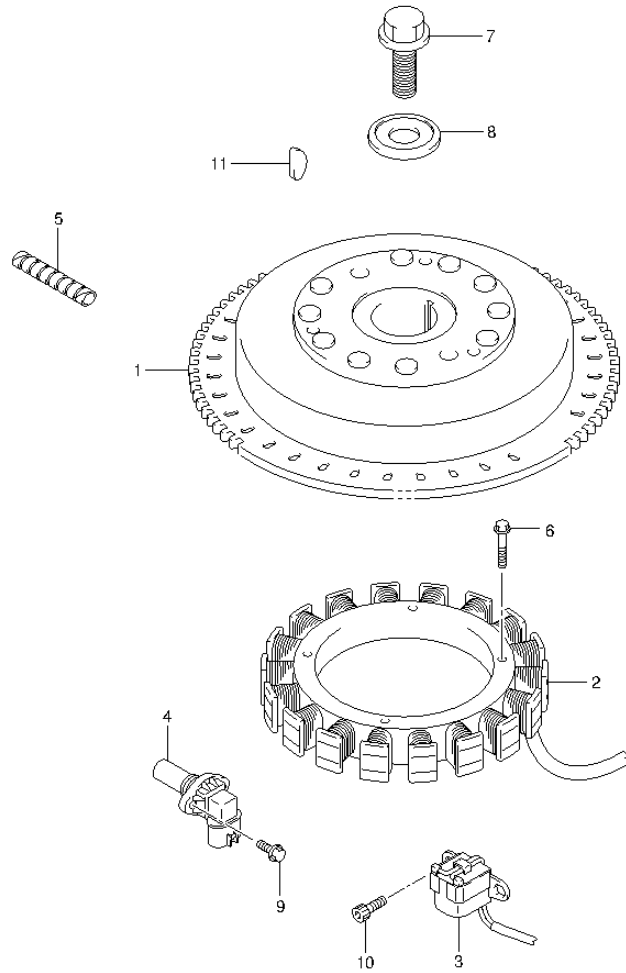


FIG.61 (1-G-10) MAGNETO

REF NO.	PART NO.	DESCRIPTION	Q'TY	REMARKS
1	32102-92J20	FLYWHEEL	1	
2	32120-92J00	COIL, BATTERY CHARGING	1	
3	32160-92J00	COIL, IGNITION TIMING	1	
4	33220-50M10	SENSOR, CAM POSITION	1	
5	33833-91J00	TUBE	1	L:250->100
6	09103-06231	BOLT (6X35)	4	
7	09103-16004	BOLT (16X50)	1	
8	09160-16048	WASHER (16.5X60X7)	1	
9	01547-06167	BOLT	1	
10	09106-05030	BOLT (5X10)	2	
11	08341-31059	KEY	1	

FIG.62

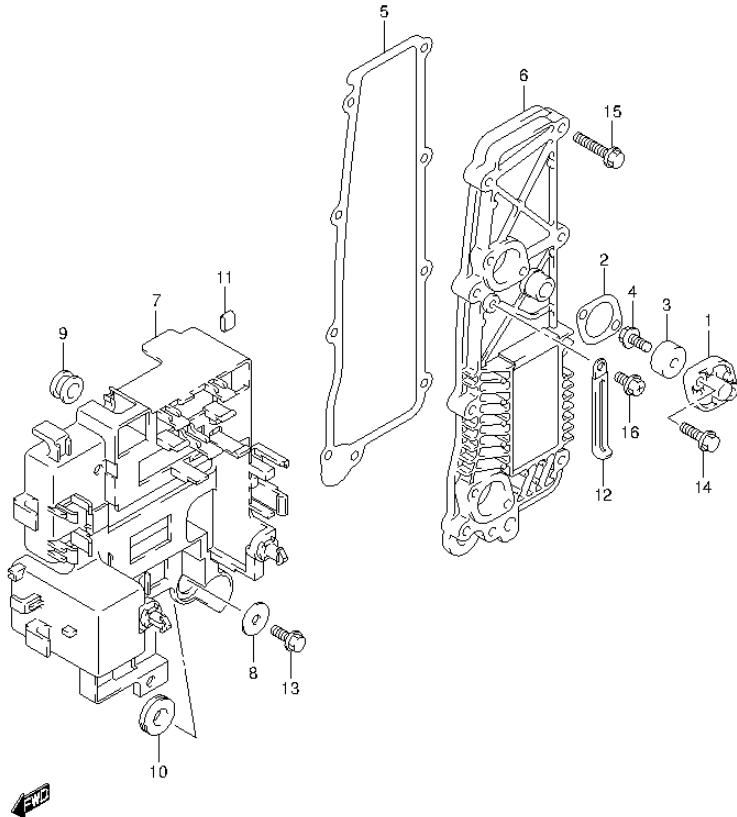
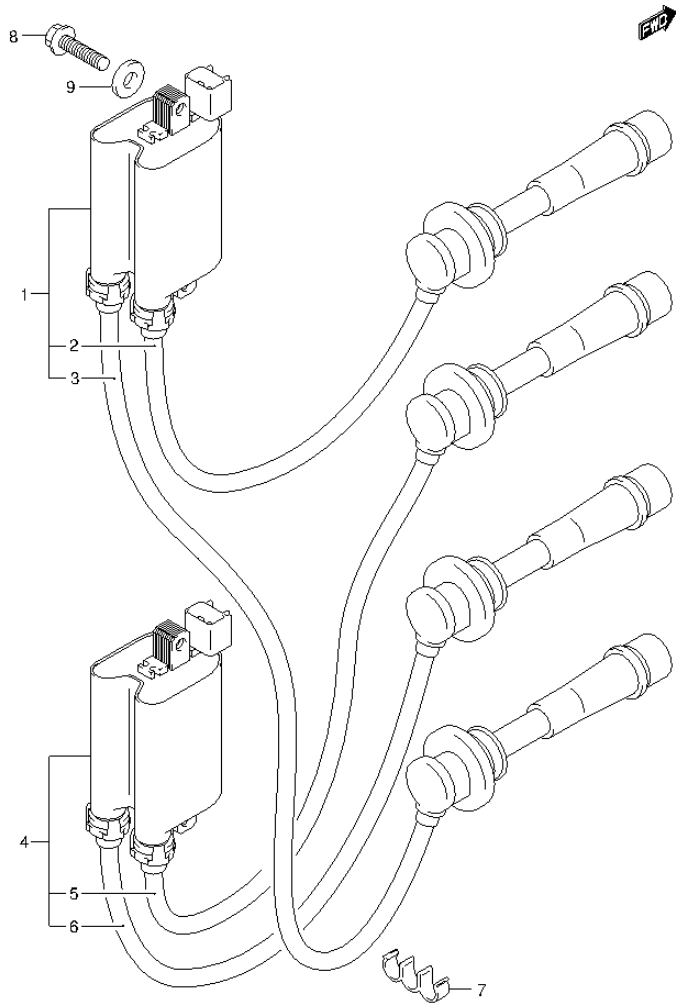


FIG.62 (1-G-11) RECTIFIER

REF NO.	PART NO.	DESCRIPTION	Q'TY	REMARKS
1	11261-87E10	COVER, PROTECTION ANODE	2	
2	11265-87E10	GASKET, PROTECTION COVER	2	
3-1	55321-87J00	ANODE, PROTECTION	2	
3-2	55321-87J10	ANODE (MAGNESIUM)	1	OPT
4	09103-06281	BOLT (6X14)	2	
5	14151-90J00	GASKET, RECTIFIER	1	
6	32800-92J00	RECTIFIER	1	
7	32890-92J00	HOLDER, ELECTRIC PARTS	1	
8	09160-06054	WASHER (6.5X22X1.6)	1	
9	09320-10008	CUSHION	2	
10	09320-12011	CUSHION	1	
11	09329-01007	CUSHION	1	
12	29404-93J10	CLAMP	1	
13	01550-06167	BOLT	1	
14	01550-06207	BOLT	4	
15	01550-06307	BOLT	9	
16	02162-06127	SCREW	1	

**FIG.63**



**FIG.63 (1-G-12) IGNITION COIL**

REF NO.	PART NO.	DESCRIPTION	Q'TY	REMARKS
1	33410-90J00	COIL ASSY, IGNITION NO.1	1	
2	33710-90J00	.CORD, HIGH TENSION	1	NO.1
3	33740-90J00	.CORD, HIGH TENSION	1	NO.4
4	33420-90J00	COIL ASSY, IGNITION NO.2	1	
5	33720-90J00	.CORD, HIGH TENSION	1	NO.2
6	33730-90J00	.CORD, HIGH TENSION	1	NO.3
7	09408-00035	CLIP	2	
8	01550-06257	BOLT	4	
9	08322-01067	WASHER	4	

FIG.64

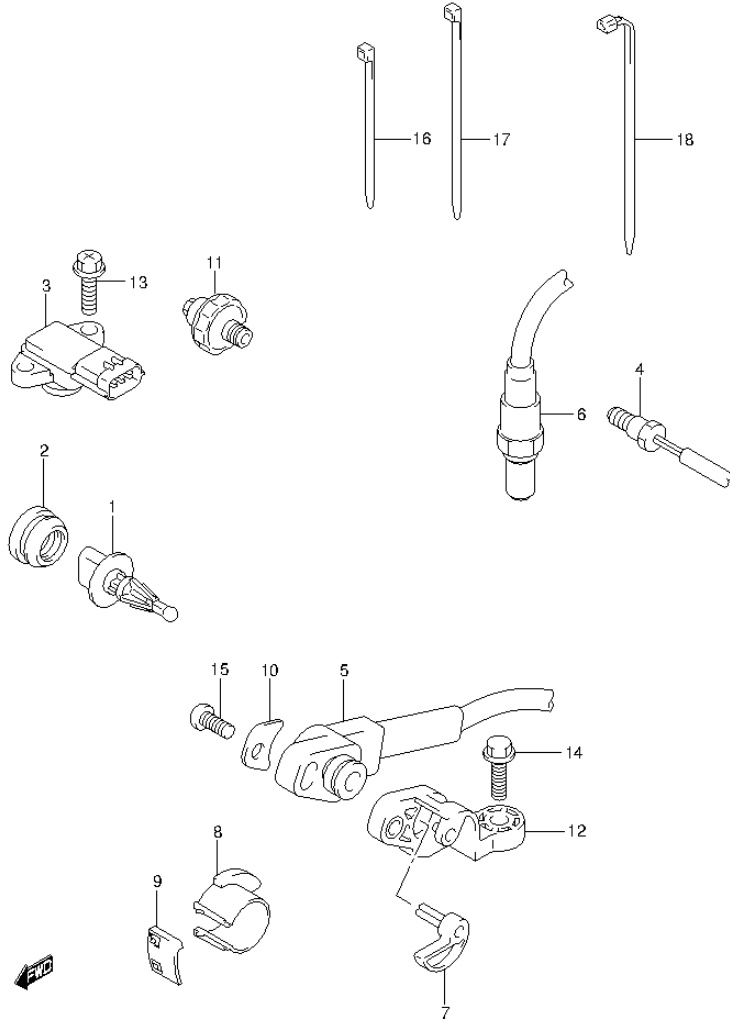


FIG.64 (1-G-13) SENSOR (DF100AT E01)

REF NO.	PART NO.	DESCRIPTION	Q'TY	REMARKS
1	13650-52G00	SENSOR, INLET AIR TEMP	1	
2	13655-87J00	GROMMET, AIR TEMP SENSOR	1	
3	18590-68H00	SENSOR, PRESSURE	1	
4	34830-87J20	SENSOR ASSY, EXHAUST TEMP	2	
5	34840-98J03	SENDER ASSY, TRIM	1	
6	18213-98J00	SENSOR, OXYGEN	1	
7	34841-92J00	LEVER, TRIM SENSOR	1	
8	34842-92J00	CAM, TRIM SENSOR UPPER	1	
9	34843-87L00	CAM, TRIM SENSOR LOWER	1	
10	34846-87L00	WASHER, TRIM SENSOR	1	
11	37820-99E01	SWITCH, OIL PRESSURE	1	
12	34845-92J00	BRACKET, TRIM SENSOR	1	
13	02162-05207	SCREW	2	
14	09103-06093	BOLT (6X20)	1	
15	09125-05046	SCREW (5X12)	1	
16	09407-10404	CLAMP (L:100)	1	
17	09407-14407	CLAMP (L:145)	2	
18	09407-18402	CLAMP (L:165)	1	

FIG.65

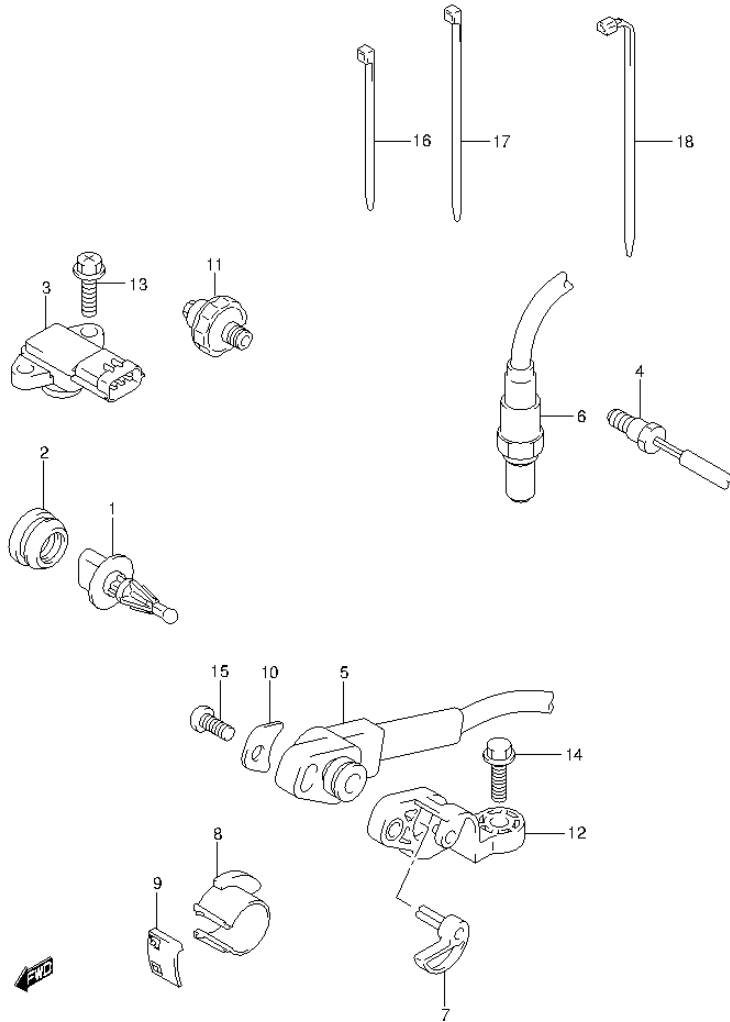


FIG.65 (1-G-14) SENSOR (DF100AT E40)

REF NO.	PART NO.	DESCRIPTION	Q'TY	REMARKS
1	13650-52G00	SENSOR, INLET AIR TEMP	1	
2	13655-87J00	GROMMET, AIR TEMP SENSOR	1	
3	18590-68H00	SENSOR, PRESSURE	1	
4	34830-87J20	SENSOR ASSY, EXHAUST TEMP	2	
5	34840-98J03	SENDER ASSY, TRIM	1	
6	18213-98J00	SENSOR, OXYGEN	1	
7	34841-92J00	LEVER, TRIM SENSOR	1	
8	34842-92J00	CAM, TRIM SENSOR UPPER	1	
9	34843-87L00	CAM, TRIM SENSOR LOWER	1	
10	34846-87L00	WASHER, TRIM SENSOR	1	
11	37820-99E01	SWITCH, OIL PRESSURE	1	
12	34845-92J00	BRACKET, TRIM SENSOR	1	
13	02162-05207	SCREW	2	
14	09103-06093	BOLT (6X20)	1	
15	09125-05046	SCREW (5X12)	1	
16	09407-10404	CLAMP (L:100)	1	
17	09407-14407	CLAMP (L:145)	2	
18	09407-18402	CLAMP (L:165)	1	

FIG.66

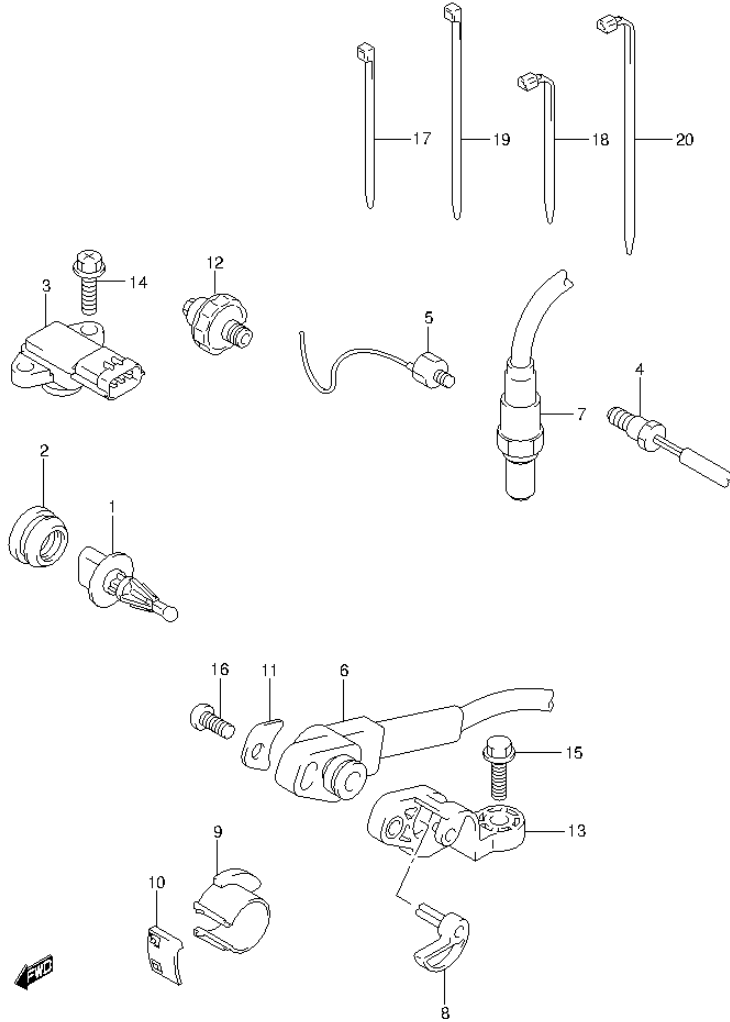


FIG.66 (1-G-15) SENSOR (DF115AT E01)

REF NO.	PART NO.	DESCRIPTION	Q'TY	REMARKS
1	13650-52G00	SENSOR, INLET AIR TEMP	1	
2	13655-87J00	GROMMET, AIR TEMP SENSOR	1	
3	18590-68H00	SENSOR, PRESSURE	1	
4	34830-87J20	SENSOR ASSY, EXHAUST TEMP	2	
5	18640-78G00	SENSOR ASSY,KNOCK	1	
6	34840-98J03	SENDER ASSY, TRIM	1	
7	18213-98J00	SENSOR,OXYGEN	1	
8	34841-92J00	LEVER,TRIM SENSOR	1	
9	34842-92J00	CAM,TRIM SENSOR UPPER	1	
10	34843-87L00	CAM,TRIM SENSOR LOWER	1	
11	34846-87L00	WASHER,TRIM SENSOR	1	
12	37820-99E01	SWITCH, OIL PRESSURE	1	
13	34845-92J00	BRACKET,TRIM SENSOR	1	
14	02162-05207	SCREW	2	
15	09103-06093	BOLT (6X20)	1	
16	09125-05046	SCREW (5X12)	1	
17	09407-10404	CLAMP (L:100)	1	
18	09407-11401	CLAMP (L:95)	1	
19	09407-14407	CLAMP (L:145)	2	
20	09407-18402	CLAMP (L:165)	1	

FIG.67

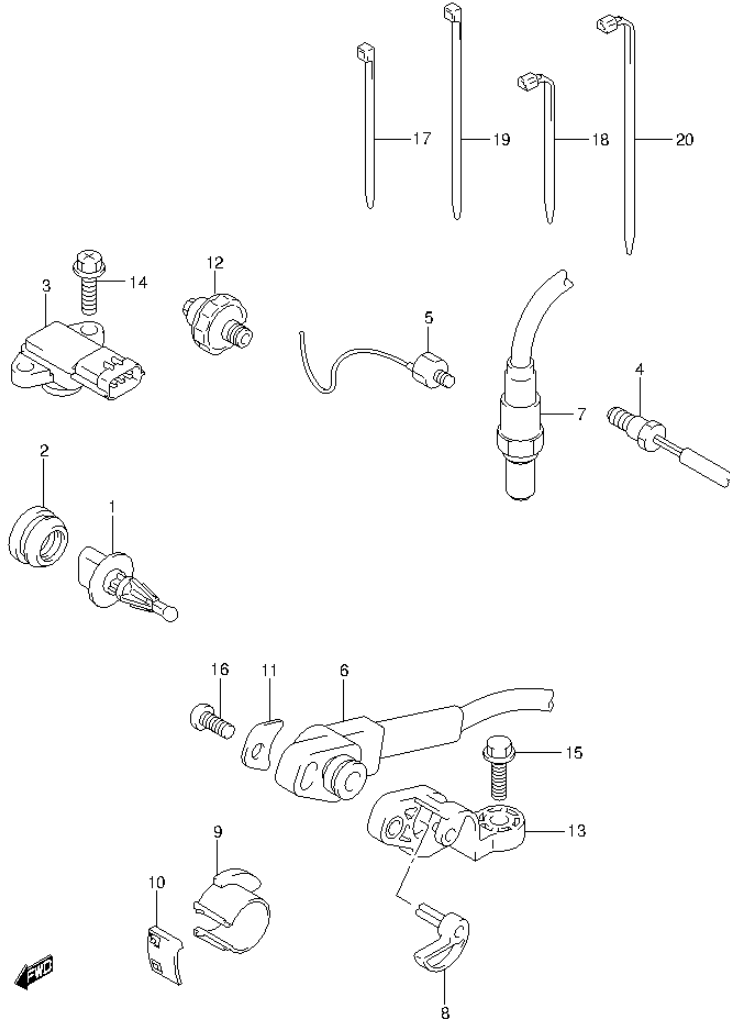


FIG.67 (1-H-2) SENSOR (DF115AT E40)

REF NO.	PART NO.	DESCRIPTION	Q'TY	REMARKS
1	13650-52G00	SENSOR, INLET AIR TEMP	1	
2	13655-87J00	GROMMET, AIR TEMP SENSOR	1	
3	18590-68H00	SENSOR, PRESSURE	1	
4	34830-87J20	SENSOR ASSY, EXHAUST TEMP	2	
5	18640-78G00	SENSOR ASSY,KNOCK	1	
6	34840-98J03	SENDER ASSY, TRIM	1	
7	18213-98J00	SENSOR,OXYGEN	1	
8	34841-92J00	LEVER,TRIM SENSOR	1	
9	34842-92J00	CAM,TRIM SENSOR UPPER	1	
10	34843-87L00	CAM,TRIM SENSOR LOWER	1	
11	34846-87L00	WASHER,TRIM SENSOR	1	
12	37820-99E01	SWITCH, OIL PRESSURE	1	
13	34845-92J00	BRACKET,TRIM SENSOR	1	
14	02162-05207	SCREW	2	
15	09103-06093	BOLT (6X20)	1	
16	09125-05046	SCREW (5X12)	1	
17	09407-10404	CLAMP (L:100)	1	
18	09407-11401	CLAMP (L:95)	1	
19	09407-14407	CLAMP (L:145)	2	
20	09407-18402	CLAMP (L:165)	1	

FIG.68

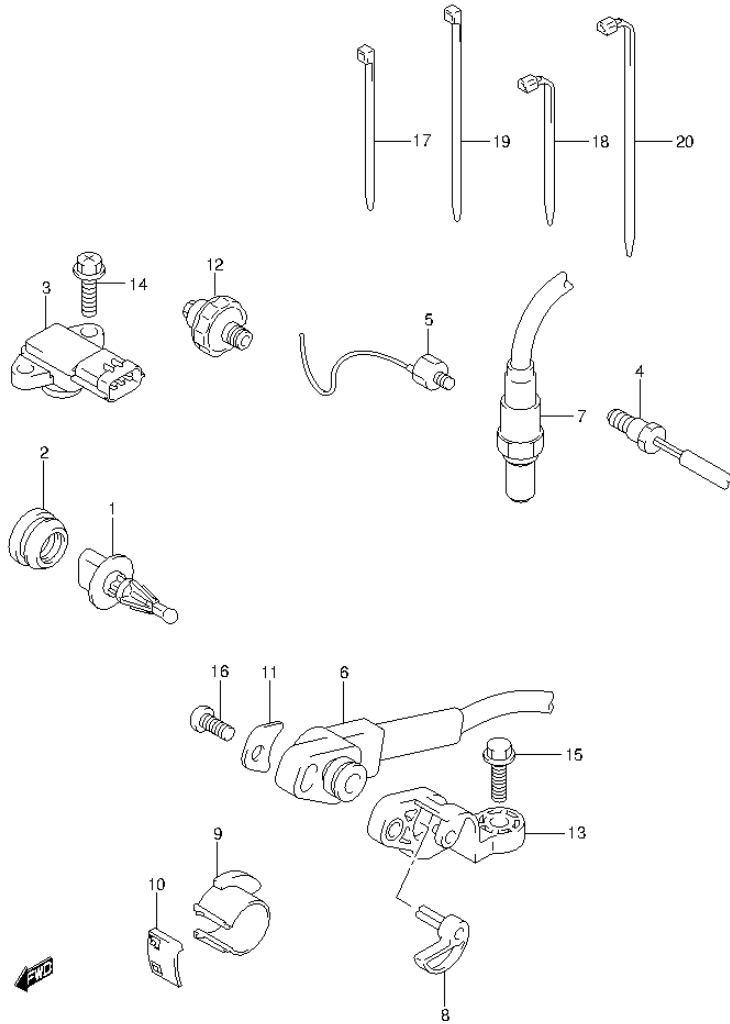


FIG.68 (1-H-3) SENSOR (DF115AZ E01)

REF NO.	PART NO.	DESCRIPTION	Q'TY	REMARKS
1	13650-52G00	SENSOR, INLET AIR TEMP	1	
2	13655-87J00	GROMMET, AIR TEMP SENSOR	1	
3	18590-68H00	SENSOR, PRESSURE	1	
4	34830-87J20	SENSOR ASSY, EXHAUST TEMP	2	
5	18640-78G00	SENSOR ASSY,KNOCK	1	
6	34840-98J03	SENDER ASSY, TRIM	1	
7	18213-98J00	SENSOR,OXYGEN	1	
8	34841-92J00	LEVER,TRIM SENSOR	1	
9	34842-92J00	CAM,TRIM SENSOR UPPER	1	
10	34843-87L00	CAM,TRIM SENSOR LOWER	1	
11	34846-87L00	WASHER,TRIM SENSOR	1	
12	37820-99E01	SWITCH, OIL PRESSURE	1	
13	34845-92J00	BRACKET,TRIM SENSOR	1	
14	02162-05207	SCREW	2	
15	09103-06093	BOLT (6X20)	1	
16	09125-05046	SCREW (5X12)	1	
17	09407-10404	CLAMP (L:100)	1	
18	09407-11401	CLAMP (L:95)	1	
19	09407-14407	CLAMP (L:145)	2	
20	09407-18402	CLAMP (L:165)	1	

FIG.69

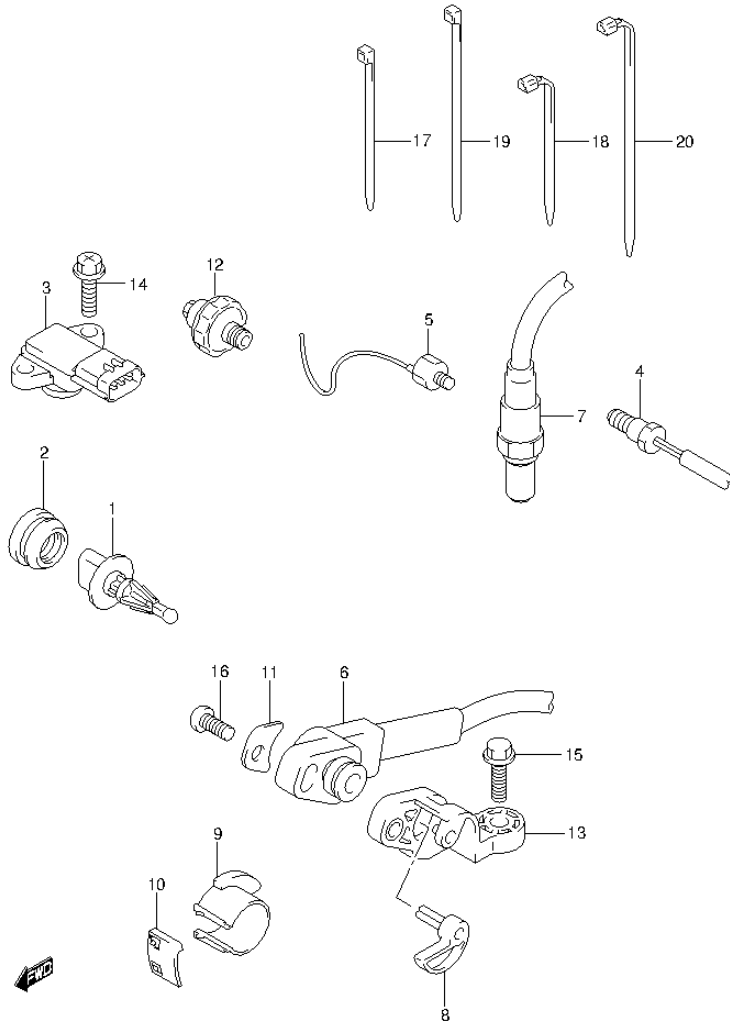


FIG.69 (1-H-4) SENSOR (DF115AZ E40)

REF NO.	PART NO.	DESCRIPTION	Q'TY	REMARKS
1	13650-52G00	SENSOR, INLET AIR TEMP	1	
2	13655-87J00	GROMMET, AIR TEMP SENSOR	1	
3	18590-68H00	SENSOR, PRESSURE	1	
4	34830-87J20	SENSOR ASSY, EXHAUST TEMP	2	
5	18640-78G00	SENSOR ASSY,KNOCK	1	
6	34840-98J03	SENDER ASSY, TRIM	1	
7	18213-98J00	SENSOR,OXYGEN	1	
8	34841-92J00	LEVER,TRIM SENSOR	1	
9	34842-92J00	CAM,TRIM SENSOR UPPER	1	
10	34843-87L00	CAM,TRIM SENSOR LOWER	1	
11	34846-87L00	WASHER,TRIM SENSOR	1	
12	37820-99E01	SWITCH, OIL PRESSURE	1	
13	34845-92J00	BRACKET,TRIM SENSOR	1	
14	02162-05207	SCREW	2	
15	09103-06093	BOLT (6X20)	1	
16	09125-05046	SCREW (5X12)	1	
17	09407-10404	CLAMP (L:100)	1	
18	09407-11401	CLAMP (L:95)	1	
19	09407-14407	CLAMP (L:145)	2	
20	09407-18402	CLAMP (L:165)	1	

FIG.70

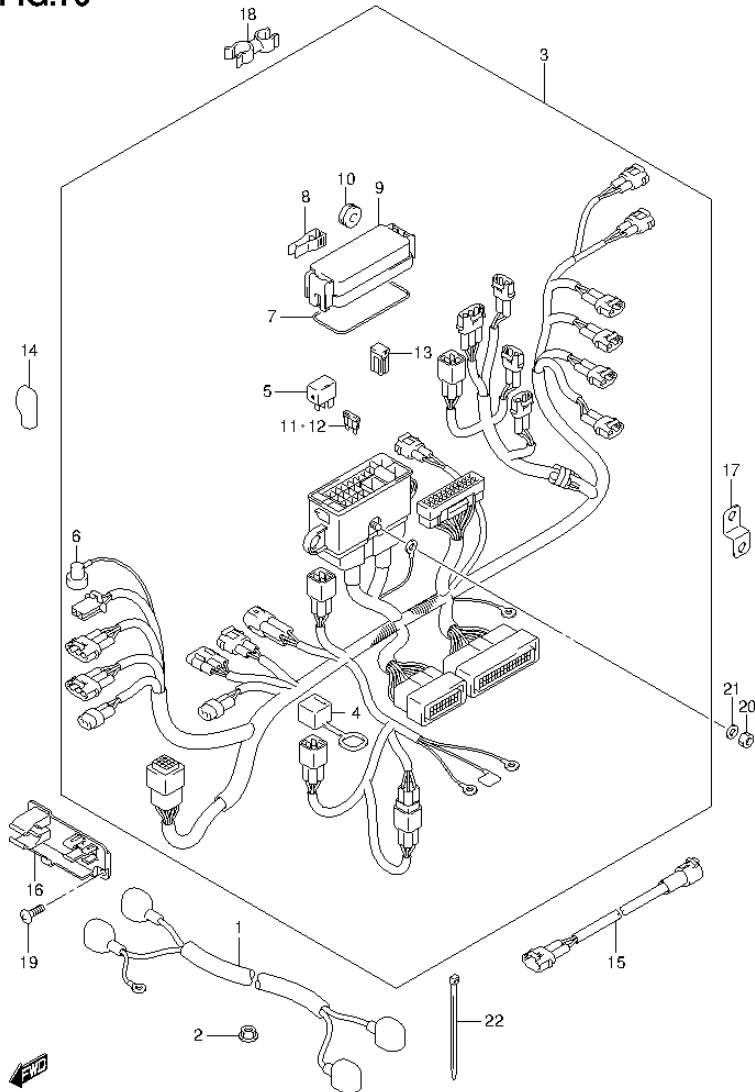


FIG.70 (1-H-5) HARNESS (DF100AT E01)

REF NO.	PART NO.	DESCRIPTION	Q'TY	REMARKS
1	33810-90J10	CABLE, STARTER MOTOR	1	
2	08316-10087	NUT	1	
3	36610-92J10	HARNESS ASSY, WIRING	1	
4	33634-96J00	.CAP, SERVICE CONNECTOR	1	
5	38860-76F01	.RELAY ASSY	2	
6	36618-43410	.CAP, OIL PRESSURE SWITCH	1	
7	36721-96J00	.O RING, UPPER COVER	1	
8	36737-96J00	.PULLER,FUSE	1	
9	36738-88L00	.COVER, FUSE CASE UPPER	1	
10	09320-08021	.CUSHION	2	
11	09481-15501	.FUSE (15A)	3	
12	09481-30501	.FUSE (30A)	3	
13	09481-60401	.FUSE (60A)	3	
14	36612-96J00	CAP, TERMINAL	1	
15	36611-92J00	HARNESS ASSY, WIRING SUB	1	
16	36616-90J10	HOLDER, REMOCON CONNECTOR	1	
17	36617-93J10	BRACKET, HARNESS	1	
18	09408-00111	CLAMP	1	
19	02142-06167	SCREW	2	
20	08310-00067	NUT	1	
21	08321-01067	WASHER	1	
22	09407-10404	CLAMP (L:100)	2	

FIG.71

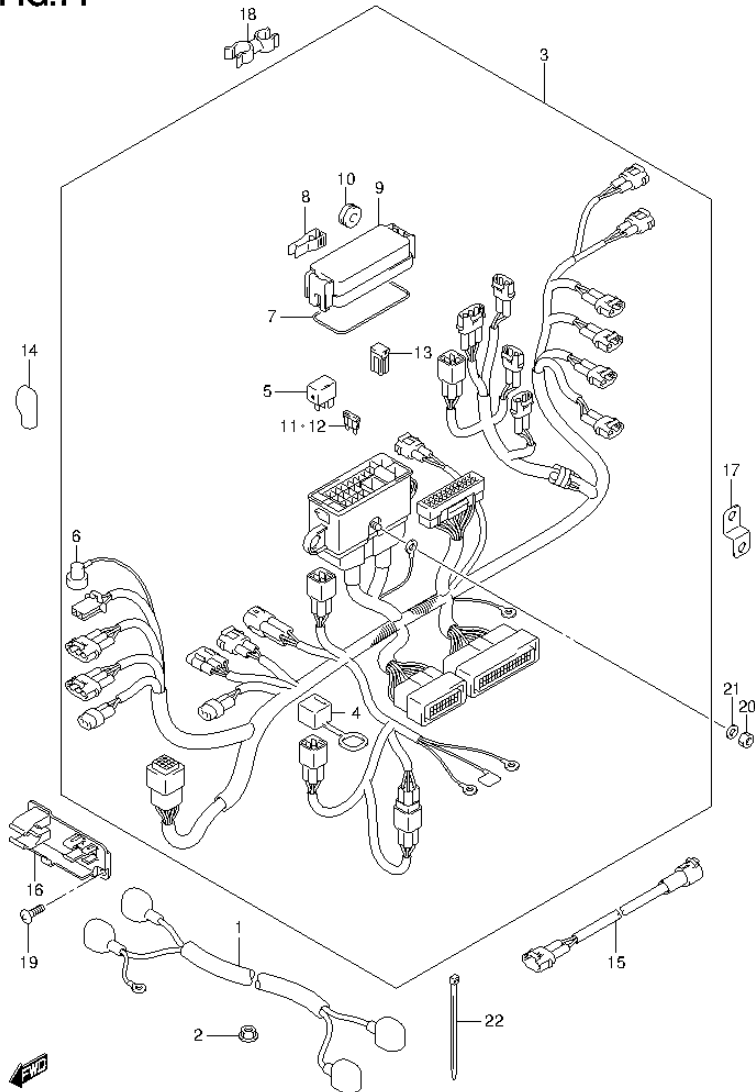


FIG.71 (1-H-6) HARNESS (DF100AT E40)

REF NO.	PART NO.	DESCRIPTION	Q'TY	REMARKS
1	33810-90J10	CABLE, STARTER MOTOR	1	
2	08316-10087	NUT	1	
3	36610-92J10	HARNESS ASSY, WIRING	1	
4	33634-96J00	.CAP, SERVICE CONNECTOR	1	
5	38860-76F01	.RELAY ASSY	2	
6	36618-43410	.CAP, OIL PRESSURE SWITCH	1	
7	36721-96J00	.O RING, UPPER COVER	1	
8	36737-96J00	.PULLER,FUSE	1	
9	36738-88L00	.COVER, FUSE CASE UPPER	1	
10	09320-08021	.CUSHION	2	
11	09481-15501	.FUSE (15A)	3	
12	09481-30501	.FUSE (30A)	3	
13	09481-60401	.FUSE (60A)	3	
14	36612-96J00	CAP, TERMINAL	1	
15	36611-92J00	HARNESS ASSY, WIRING SUB	1	
16	36616-90J10	HOLDER, REMOCON CONNECTOR	1	
17	36617-93J10	BRACKET, HARNESS	1	
18	09408-00111	CLAMP	1	
19	02142-06167	SCREW	2	
20	08310-00067	NUT	1	
21	08321-01067	WASHER	1	
22	09407-10404	CLAMP (L:100)	2	

FIG.72

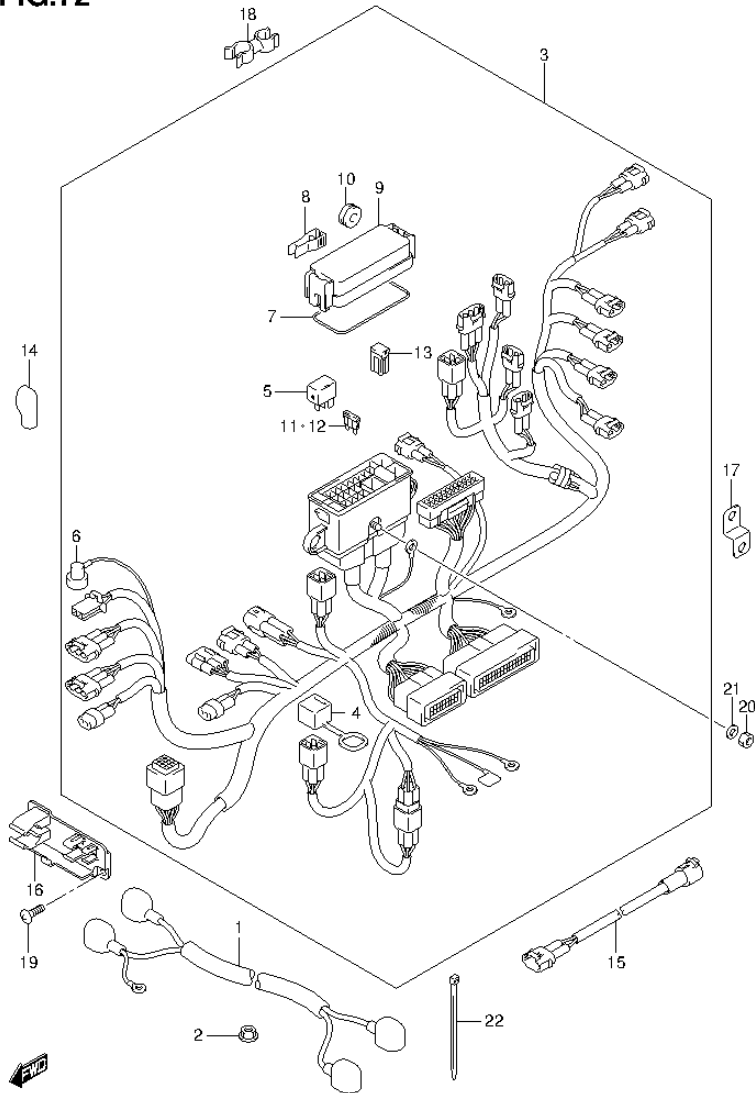


FIG.72 (1-H-7) HARNESS (DF115AT E01)

REF NO.	PART NO.	DESCRIPTION	Q'TY	REMARKS
1	33810-90J10	CABLE, STARTER MOTOR	1	
2	08316-10087	NUT	1	
3	36610-92J00	HARNESS ASSY, WIRING	1	
4	33634-96J00	.CAP, SERVICE CONNECTOR	1	
5	38860-76F01	.RELAY ASSY	2	
6	36618-43410	.CAP, OIL PRESSURE SWITCH	1	
7	36721-96J00	.O RING, UPPER COVER	1	
8	36737-96J00	.PULLER,FUSE	1	
9	36738-88L00	.COVER, FUSE CASE UPPER	1	
10	09320-08021	.CUSHION	2	
11	09481-15501	.FUSE (15A)	3	
12	09481-30501	.FUSE (30A)	3	
13	09481-60401	.FUSE (60A)	3	
14	36612-96J00	CAP, TERMINAL	1	
15	36611-92J00	HARNESS ASSY, WIRING SUB	1	
16	36616-90J10	HOLDER, REMOCON CONNECTOR	1	
17	36617-93J10	BRACKET, HARNESS	1	
18	09408-00111	CLAMP	1	
19	02142-06167	SCREW	2	
20	08310-00067	NUT	1	
21	08321-01067	WASHER	1	
22	09407-10404	CLAMP (L:100)	2	

FIG.73

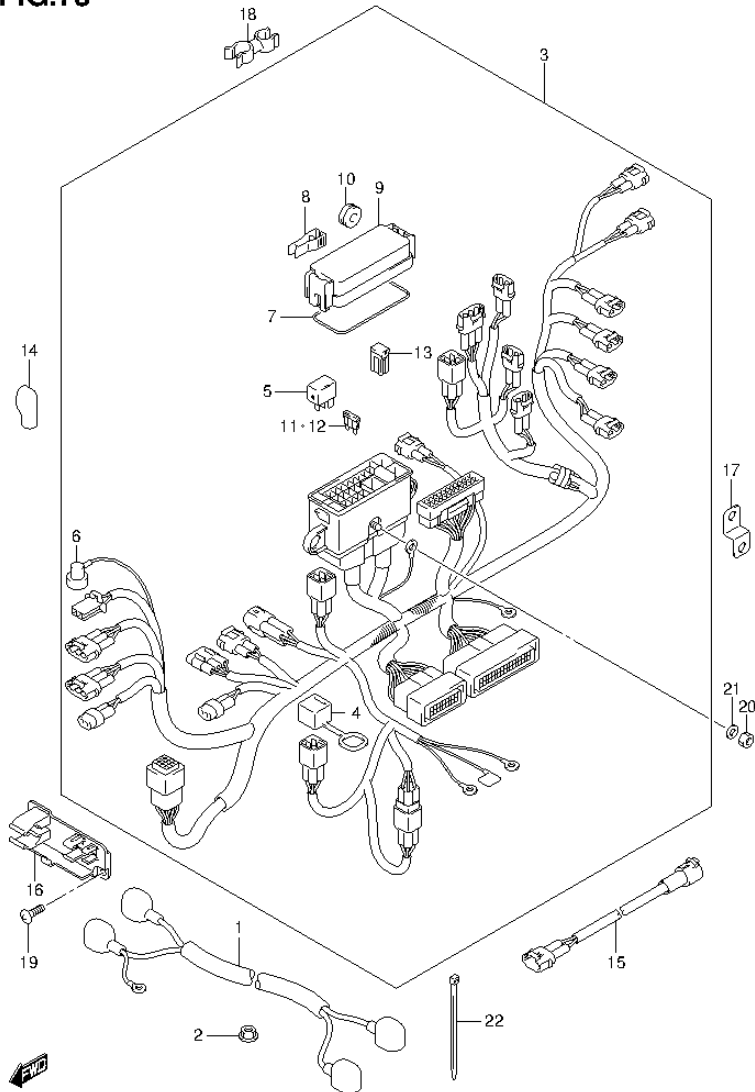


FIG.73 (1-H-8) HARNESS (DF115AT E40)

REF NO.	PART NO.	DESCRIPTION	Q'TY	REMARKS
1	33810-90J10	CABLE, STARTER MOTOR	1	
2	08316-10087	NUT	1	
3	36610-92J00	HARNESS ASSY, WIRING	1	
4	33634-96J00	.CAP, SERVICE CONNECTOR	1	
5	38860-76F01	.RELAY ASSY	2	
6	36618-43410	.CAP, OIL PRESSURE SWITCH	1	
7	36721-96J00	.O RING, UPPER COVER	1	
8	36737-96J00	.PULLER,FUSE	1	
9	36738-88L00	.COVER, FUSE CASE UPPER	1	
10	09320-08021	.CUSHION	2	
11	09481-15501	.FUSE (15A)	3	
12	09481-30501	.FUSE (30A)	3	
13	09481-60401	.FUSE (60A)	3	
14	36612-96J00	CAP, TERMINAL	1	
15	36611-92J00	HARNESS ASSY, WIRING SUB	1	
16	36616-90J10	HOLDER, REMOCON CONNECTOR	1	
17	36617-93J10	BRACKET, HARNESS	1	
18	09408-00111	CLAMP	1	
19	02142-06167	SCREW	2	
20	08310-00067	NUT	1	
21	08321-01067	WASHER	1	
22	09407-10404	CLAMP (L:100)	2	

FIG.74

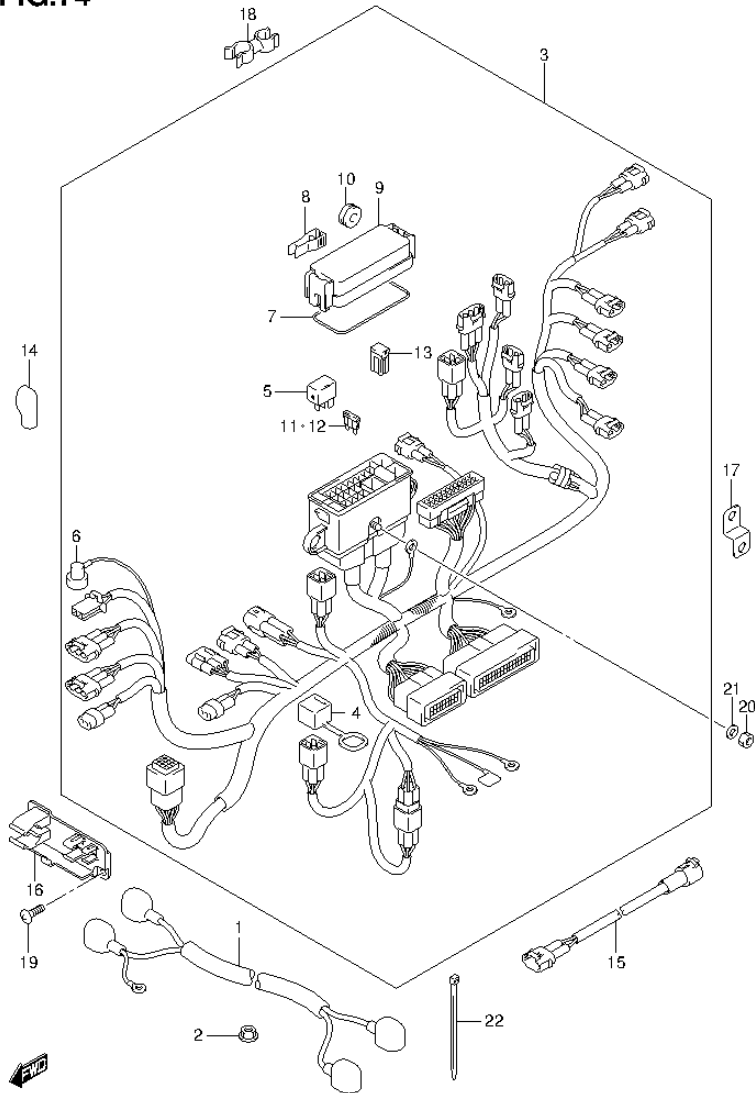


FIG.74 (1-H-9) HARNESS (DF115AZ E01)

REF NO.	PART NO.	DESCRIPTION	Q'TY	REMARKS
1	33810-90J10	CABLE, STARTER MOTOR	1	
2	08316-10087	NUT	1	
3	36610-92J00	HARNESS ASSY, WIRING	1	
4	33634-96J00	.CAP, SERVICE CONNECTOR	1	
5	38860-76F01	.RELAY ASSY	2	
6	36618-43410	.CAP, OIL PRESSURE SWITCH	1	
7	36721-96J00	.O RING, UPPER COVER	1	
8	36737-96J00	.PULLER,FUSE	1	
9	36738-88L00	.COVER, FUSE CASE UPPER	1	
10	09320-08021	.CUSHION	2	
11	09481-15501	.FUSE (15A)	3	
12	09481-30501	.FUSE (30A)	3	
13	09481-60401	.FUSE (60A)	3	
14	36612-96J00	CAP, TERMINAL	1	
15	36611-92J00	HARNESS ASSY, WIRING SUB	1	
16	36616-90J10	HOLDER, REMOCON CONNECTOR	1	
17	36617-93J10	BRACKET, HARNESS	1	
18	09408-00111	CLAMP	1	
19	02142-06167	SCREW	2	
20	08310-00067	NUT	1	
21	08321-01067	WASHER	1	
22	09407-10404	CLAMP (L:100)	2	

FIG.75

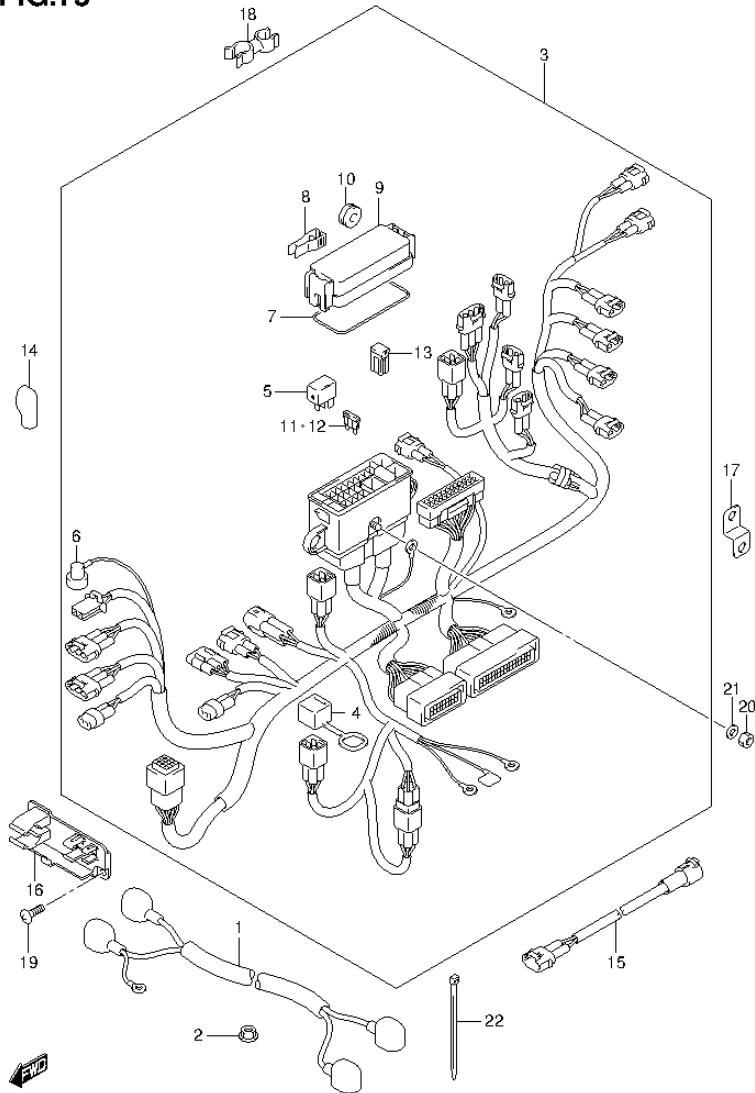


FIG.75 (1-H-10) HARNESS (DF115AZ E40)

REF NO.	PART NO.	DESCRIPTION	Q'TY	REMARKS
1	33810-90J10	CABLE, STARTER MOTOR	1	
2	08316-10087	NUT	1	
3	36610-92J00	HARNESS ASSY, WIRING	1	
4	33634-96J00	.CAP, SERVICE CONNECTOR	1	
5	38860-76F01	.RELAY ASSY	2	
6	36618-43410	.CAP, OIL PRESSURE SWITCH	1	
7	36721-96J00	.O RING, UPPER COVER	1	
8	36737-96J00	.PULLER,FUSE	1	
9	36738-88L00	.COVER, FUSE CASE UPPER	1	
10	09320-08021	.CUSHION	2	
11	09481-15501	.FUSE (15A)	3	
12	09481-30501	.FUSE (30A)	3	
13	09481-60401	.FUSE (60A)	3	
14	36612-96J00	CAP, TERMINAL	1	
15	36611-92J00	HARNESS ASSY, WIRING SUB	1	
16	36616-90J10	HOLDER, REMOCON CONNECTOR	1	
17	36617-93J10	BRACKET, HARNESS	1	
18	09408-00111	CLAMP	1	
19	02142-06167	SCREW	2	
20	08310-00067	NUT	1	
21	08321-01067	WASHER	1	
22	09407-10404	CLAMP (L:100)	2	

FIG.76

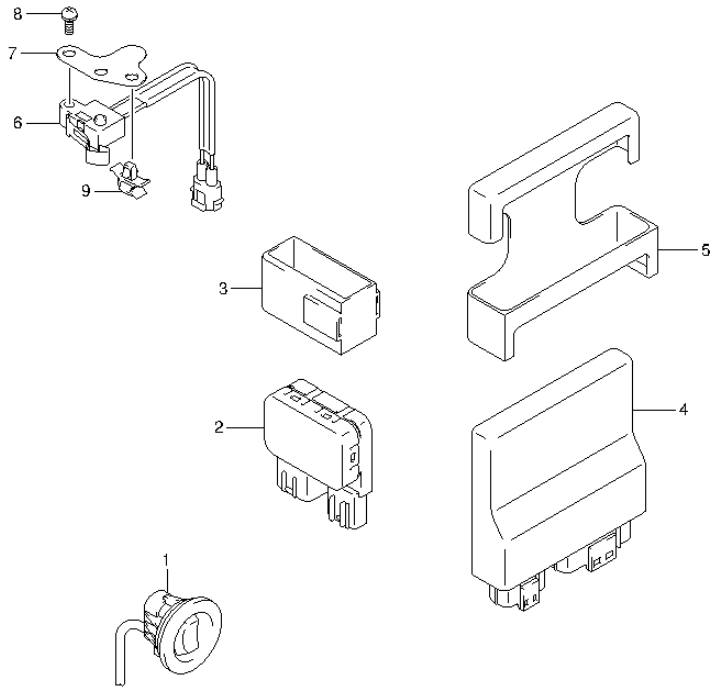


FIG.76 (1-H-11) PTT SWITCH/ENGINE CONTROL UNIT (DF100AT E01)

REF NO.	PART NO.	DESCRIPTION	Q'TY	REMARKS
1	37850-99E04	SWITCH ASSY, PTT	1	
2	38410-93J20	RELAY, PTT	1	
3	38415-93J20	HOLDER, PTT RELAY	1	
4	33920-92JA0	UNIT, ENGINE CONTROL	1	
5	33925-92J00	CUSHION, ENGINE CONTROL UNIT	1	
6	37721-93J00	SWITCH ASSY, NEUTRAL	1	
7	37726-90J10	BRACKET, NEUTRAL SWITCH	1	
8	09137-04004	SCREW (4X16)	2	
9	09403-06316	CLIP	1	

FIG.77

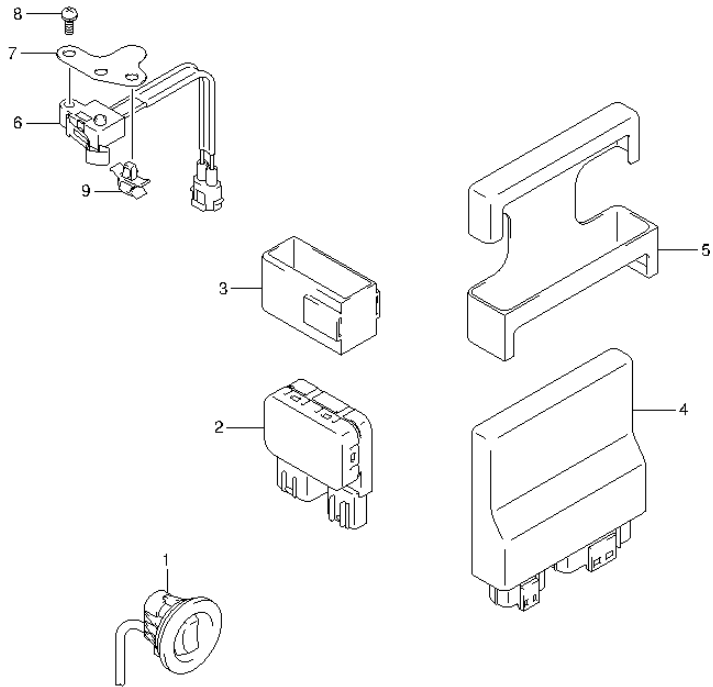


FIG.77 (1-H-12) PTT SWITCH/ENGINE CONTROL UNIT (DF100AT E40)

REF NO.	PART NO.	DESCRIPTION	Q'TY	REMARKS
1	37850-99E04	SWITCH ASSY, PTT	1	
2	38410-93J20	RELAY, PTT	1	
3	38415-93J20	HOLDER, PTT RELAY	1	
4	33920-92JA0	UNIT, ENGINE CONTROL	1	
5	33925-92J00	CUSHION, ENGINE CONTROL UNIT	1	
6	37721-93J00	SWITCH ASSY, NEUTRAL	1	
7	37726-90J10	BRACKET, NEUTRAL SWITCH	1	
8	09137-04004	SCREW (4X16)	2	
9	09403-06316	CLIP	1	

FIG.78

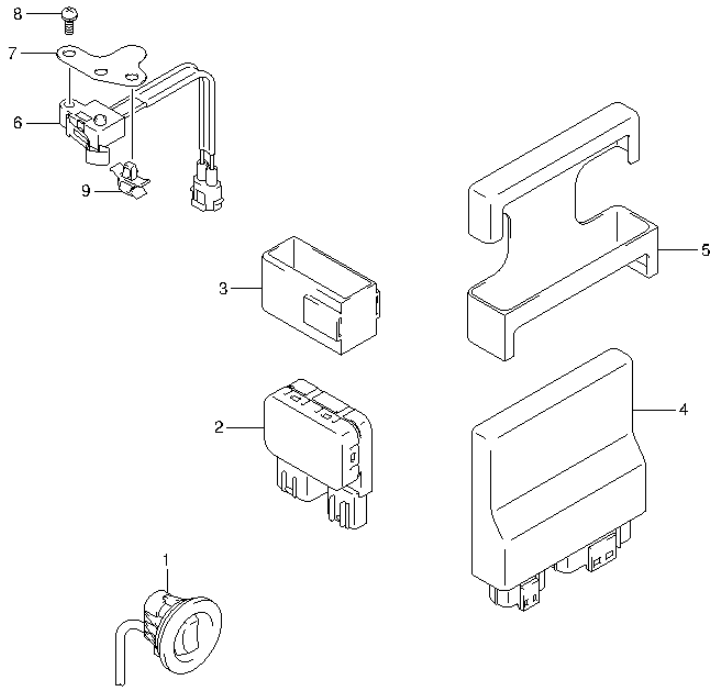


FIG.78 (1-H-13) PTT SWITCH/ENGINE CONTROL UNIT (DF115AT E01)

REF NO.	PART NO.	DESCRIPTION	Q'TY	REMARKS
1	37850-99E04	SWITCH ASSY, PTT	1	
2	38410-93J20	RELAY, PTT	1	
3	38415-93J20	HOLDER, PTT RELAY	1	
4	33920-92J90	UNIT, ENGINE CONTROL	1	
5	33925-92J00	CUSHION, ENGINE CONTROL UNIT	1	
6	37721-93J00	SWITCH ASSY, NEUTRAL	1	
7	37726-90J10	BRACKET, NEUTRAL SWITCH	1	
8	09137-04004	SCREW (4X16)	2	
9	09403-06316	CLIP	1	



FIG.79

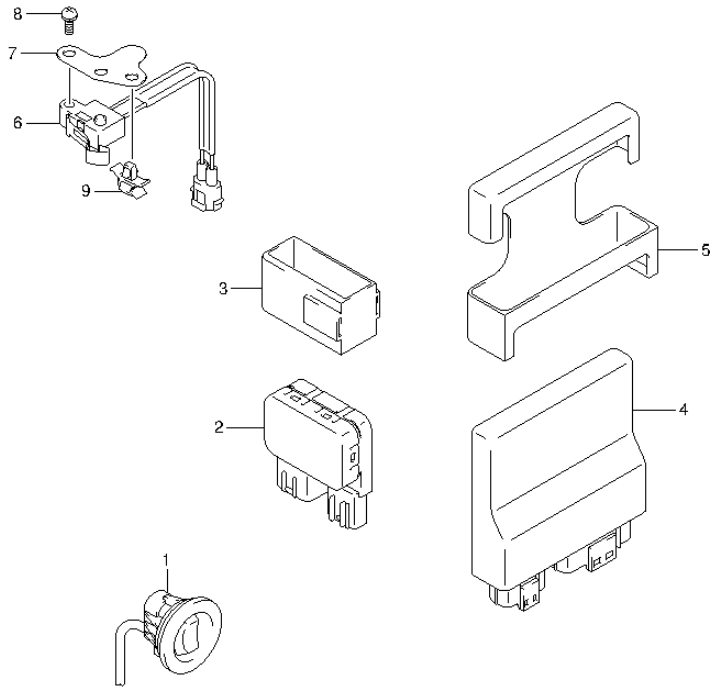


FIG.79 (1-H-14) PTT SWITCH/ENGINE CONTROL UNIT (DF115AT E40)

REF NO.	PART NO.	DESCRIPTION	Q'TY	REMARKS
1	37850-99E04	SWITCH ASSY, PTT	1	
2	38410-93J20	RELAY, PTT	1	
3	38415-93J20	HOLDER, PTT RELAY	1	
4	33920-92J90	UNIT, ENGINE CONTROL	1	
5	33925-92J00	CUSHION, ENGINE CONTROL UNIT	1	
6	37721-93J00	SWITCH ASSY, NEUTRAL	1	
7	37726-90J10	BRACKET, NEUTRAL SWITCH	1	
8	09137-04004	SCREW (4X16)	2	
9	09403-06316	CLIP	1	



FIG.80

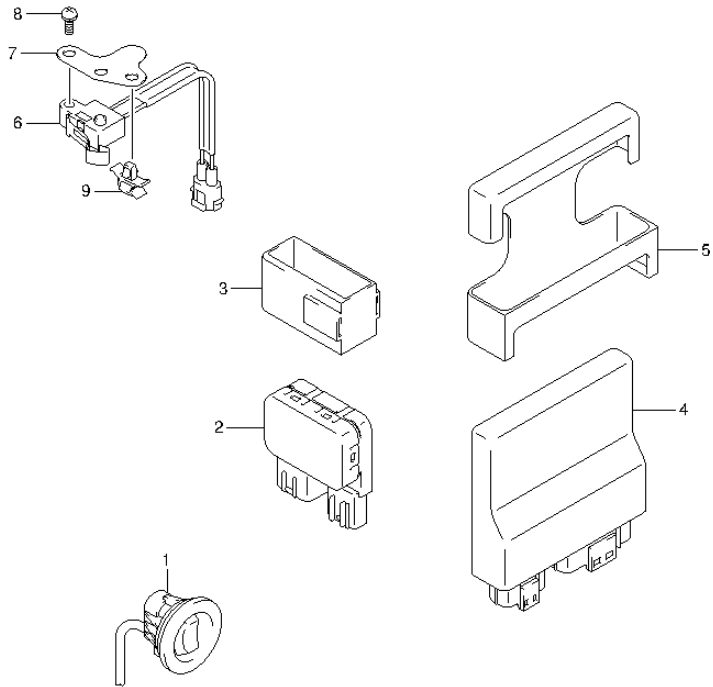


FIG.80 (1-H-15) PTT SWITCH/ENGINE CONTROL UNIT (DF115AZ E01)

REF NO.	PART NO.	DESCRIPTION	Q'TY	REMARKS
1	37850-99E04	SWITCH ASSY, PTT	1	
2	38410-93J20	RELAY, PTT	1	
3	38415-93J20	HOLDER, PTT RELAY	1	
4	33920-92J90	UNIT, ENGINE CONTROL	1	
5	33925-92J00	CUSHION, ENGINE CONTROL UNIT	1	
6	37721-93J00	SWITCH ASSY, NEUTRAL	1	
7	37726-90J10	BRACKET, NEUTRAL SWITCH	1	
8	09137-04004	SCREW (4X16)	2	
9	09403-06316	CLIP	1	



FIG.81

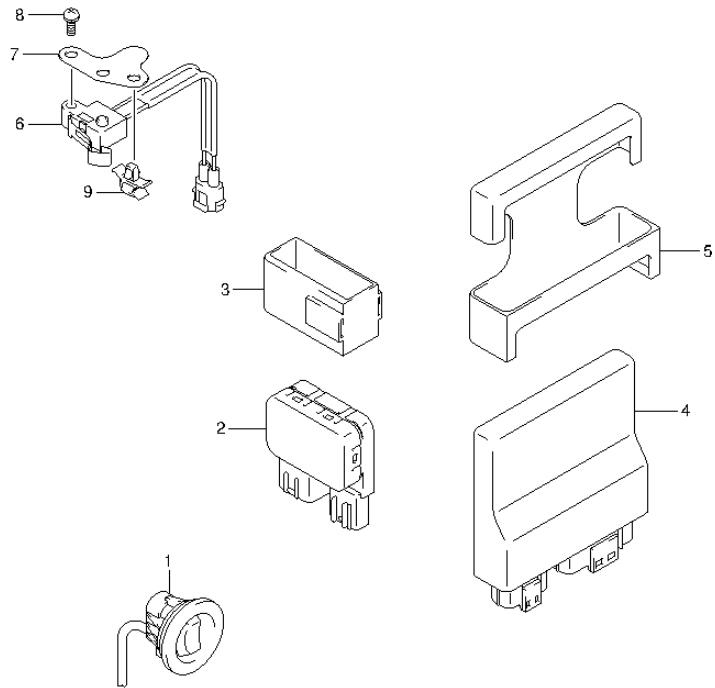


FIG.81 (1-I-2) PTT SWITCH/ENGINE CONTROL UNIT (DF115AZ E40)

REF NO.	PART NO.	DESCRIPTION	Q'TY	REMARKS
1	37850-99E04	SWITCH ASSY, PTT	1	
2	38410-93J20	RELAY, PTT	1	
3	38415-93J20	HOLDER, PTT RELAY	1	
4	33920-92J90	UNIT, ENGINE CONTROL	1	
5	33925-92J00	CUSHION, ENGINE CONTROL UNIT	1	
6	37721-93J00	SWITCH ASSY, NEUTRAL	1	
7	37726-90J10	BRACKET, NEUTRAL SWITCH	1	
8	09137-04004	SCREW (4X16)	2	
9	09403-06316	CLIP	1	



FIG.82

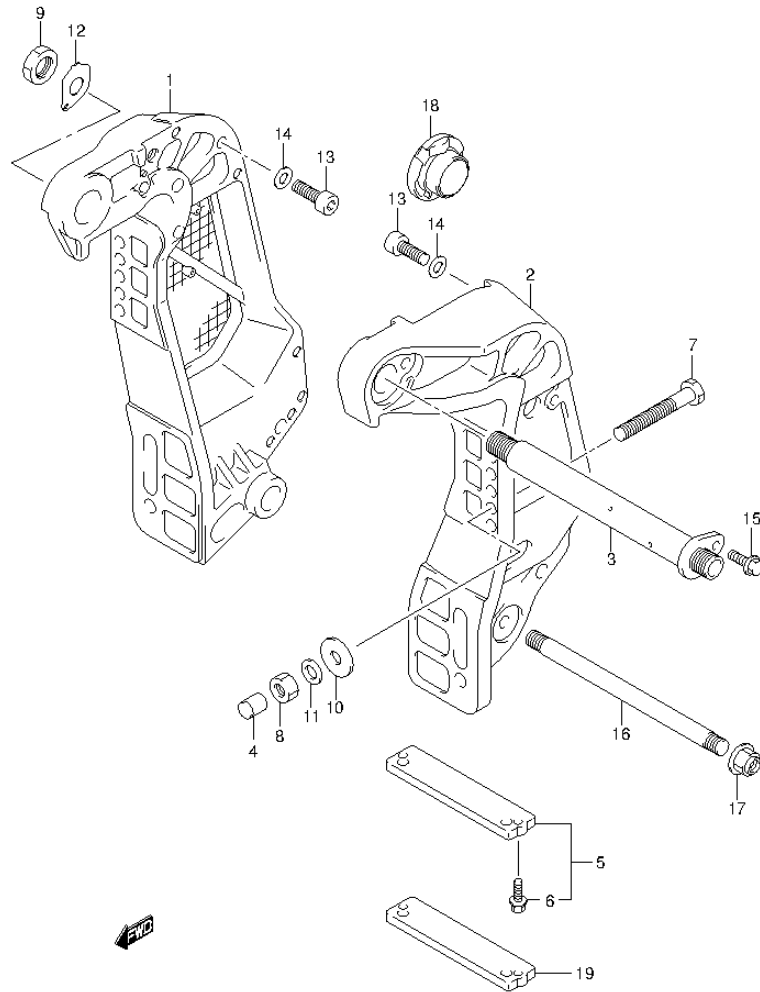


FIG.82 (1-1-3) CLAMP BRACKET (DF100AT E01)

REF NO.	PART NO.	DESCRIPTION	Q'TY	REMARKS
1	41111-90J13-0EP	BRACKET, CLAMP STBD (BLACK)	1	
2	41121-90J20-0EP	BRACKET, CLAMP PORT (BLACK)	1	
3	41130-92J30	SHAFT, CLAMP BRKT	1	
4	41153-94500	CAP, TRANSOM BOLT	4	
5	55320-94900	ZINC, PROTECTION	1	
6	09116-06121	.BOLT (6X25)	2	
7-1	09100-12091	BOLT (12X115)	4	
7-2	09100-12090	BOLT (12X150)	1	OPT
8	09159-12014	NUT	4	
9	09159-22006	NUT	1	
10	09160-12044	WASHER (12.5X35X3.2)	4	
11	09160-12110	WASHER (12.5X22X3)	4	
12	41135-92J00	WASHER SHAFT	1	
13	09106-10065	BOLT (10X20)	2	
14	09160-10082	WASHER (10.5X19X2)	2	
15	09116-08137	BOLT (8X22)	1	
16	45421-90J00	PIN, TILT LOCK	1	OPT
17	09159-14020	NUT	2	OPT
18	48140-93J01	CAM ASSY, TILT LIMIT SW	1	OPT
19	55321-94910	ANODE (MAGNESIUM)	1	OPT

FIG.83

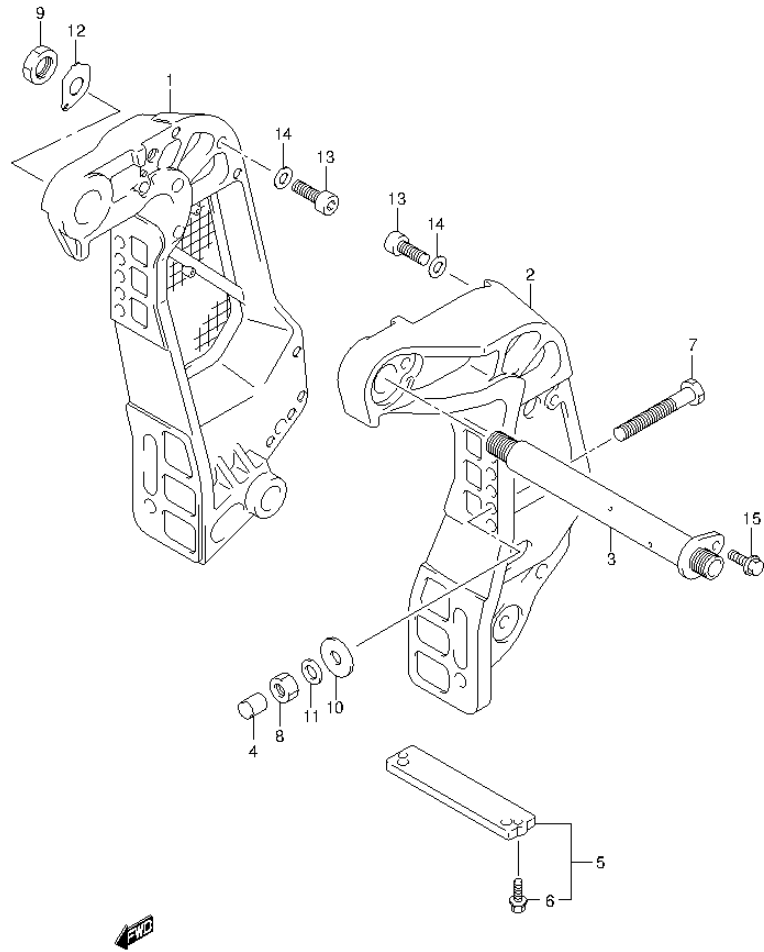


FIG.83 (1-1-4) CLAMP BRACKET (DF100AT E40)

REF NO.	PART NO.	DESCRIPTION	Q'TY	REMARKS
1	41111-90J13-0EP	BRACKET, CLAMP STBD (BLACK)	1	
2	41121-90J20-0EP	BRACKET, CLAMP PORT (BLACK)	1	
3	41130-92J30	SHAFT, CLAMP BRKT	1	
4	41153-94500	CAP, TRANSOM BOLT	4	
5	55320-94900	ZINC, PROTECTION	1	
6	09116-06121	.BOLT (6X25)	2	
7	09100-12091	BOLT (12X115)	4	
8	09159-12014	NUT	4	
9	09159-22006	NUT	1	
10	09160-12044	WASHER (12.5X35X3.2)	4	
11	09160-12110	WASHER (12.5X22X3)	4	
12	41135-92J00	WASHER SHAFT	1	
13	09106-10065	BOLT (10X20)	2	
14	09160-10082	WASHER (10.5X19X2)	2	
15	09116-08137	BOLT (8X22)	1	

FIG.84

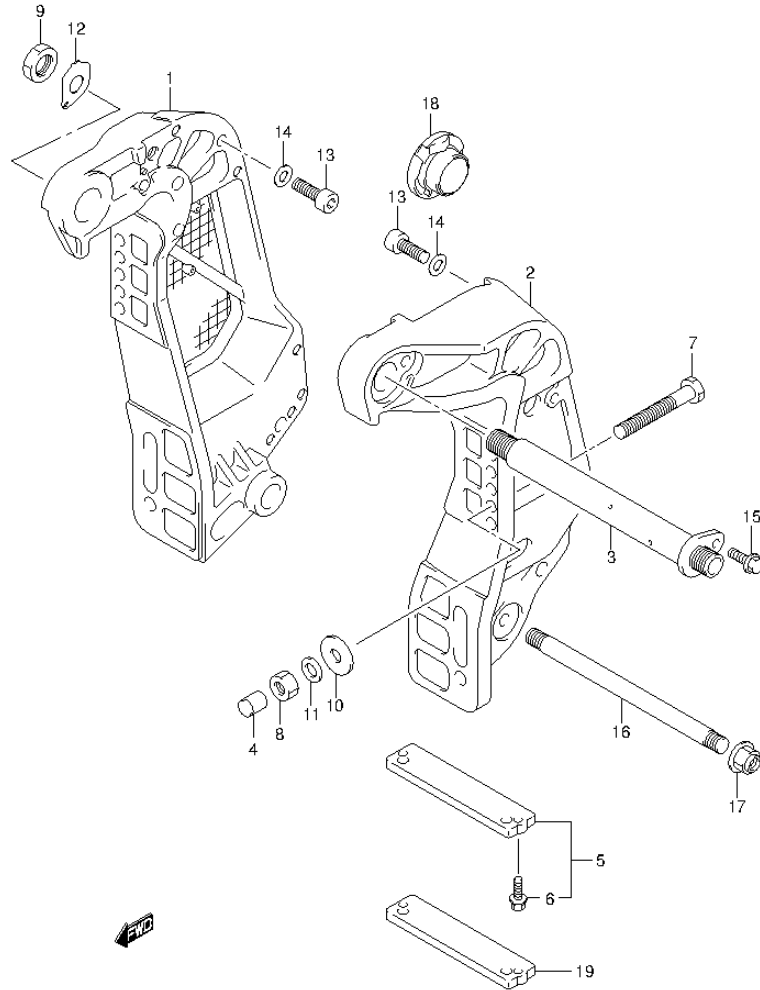


FIG.84 (1-1-5) CLAMP BRACKET (DF115AT E01)

REF NO.	PART NO.	DESCRIPTION	Q'TY	REMARKS
1	41111-90J13-0EP	BRACKET, CLAMP STBD (BLACK)	1	
2	41121-90J20-0EP	BRACKET, CLAMP PORT (BLACK)	1	
3	41130-92J30	SHAFT, CLAMP BRKT	1	
4	41153-94500	CAP, TRANSOM BOLT	4	
5	55320-94900	ZINC, PROTECTION	1	
6	09116-06121	.BOLT (6X25)	2	
7-1	09100-12091	BOLT (12X115)	4	
7-2	09100-12090	BOLT (12X150)	1	OPT
8	09159-12014	NUT	4	
9	09159-22006	NUT	1	
10	09160-12044	WASHER (12.5X35X3.2)	4	
11	09160-12110	WASHER (12.5X22X3)	4	
12	41135-92J00	WASHER SHAFT	1	
13	09106-10065	BOLT (10X20)	2	
14	09160-10082	WASHER (10.5X19X2)	2	
15	09116-08137	BOLT (8X22)	1	
16	45421-90J00	PIN, TILT LOCK	1	OPT
17	09159-14020	NUT	2	OPT
18	48140-93J01	CAM ASSY, TILT LIMIT SW	1	OPT
19	55321-94910	ANODE (MAGNESIUM)	1	OPT

FIG.85

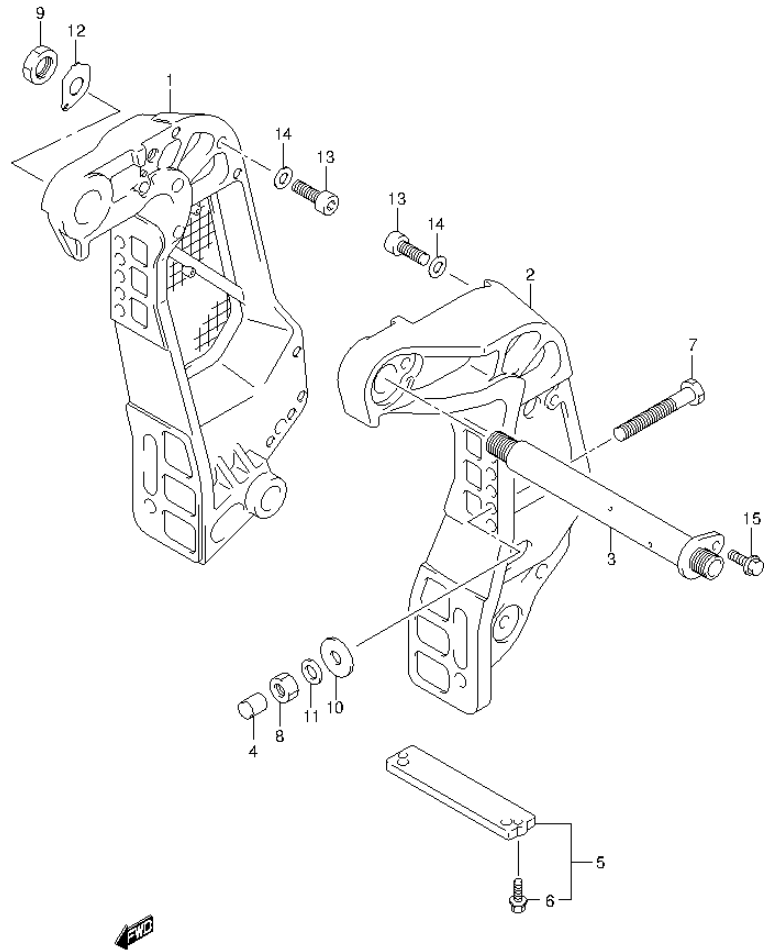


FIG.85 (1-I-6) CLAMP BRACKET (DF115AT E40)

REF NO.	PART NO.	DESCRIPTION	Q'TY	REMARKS
1	41111-90J13-0EP	BRACKET, CLAMP STBD (BLACK)	1	
2	41121-90J20-0EP	BRACKET, CLAMP PORT (BLACK)	1	
3	41130-92J30	SHAFT, CLAMP BRKT	1	
4	41153-94500	CAP, TRANSOM BOLT	4	
5	55320-94900	ZINC, PROTECTION	1	
6	09116-06121	.BOLT (6X25)	2	
7	09100-12091	BOLT (12X115)	4	
8	09159-12014	NUT	4	
9	09159-22006	NUT	1	
10	09160-12044	WASHER (12.5X35X3.2)	4	
11	09160-12110	WASHER (12.5X22X3)	4	
12	41135-92J00	WASHER SHAFT	1	
13	09106-10065	BOLT (10X20)	2	
14	09160-10082	WASHER (10.5X19X2)	2	
15	09116-08137	BOLT (8X22)	1	

FIG.86

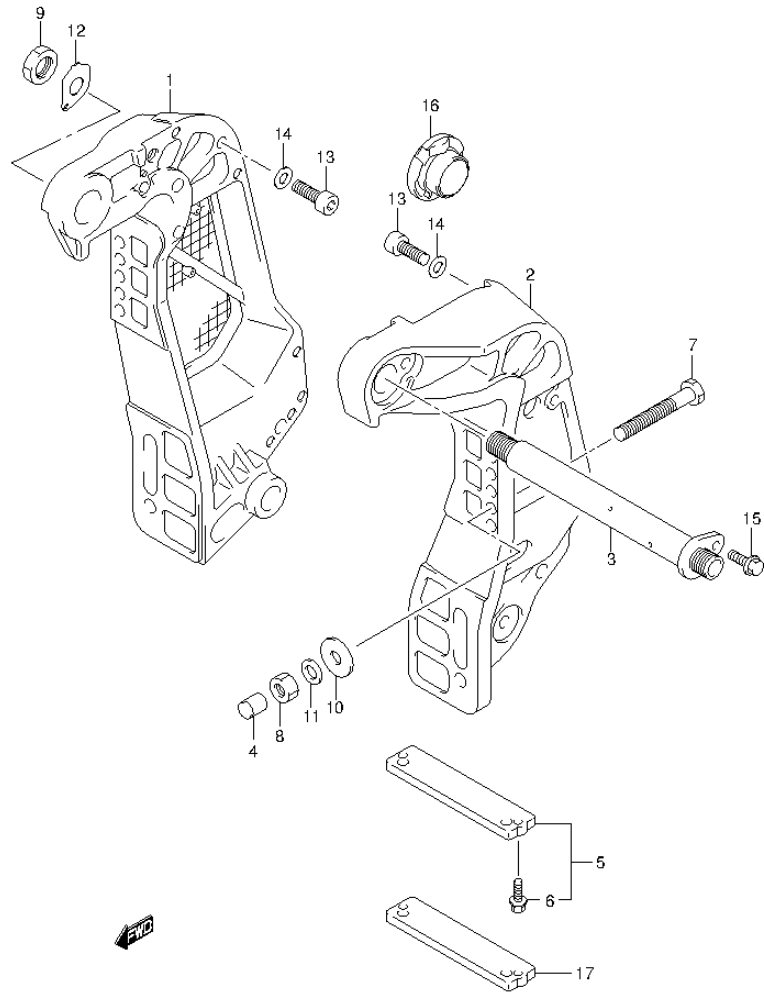


FIG.86 (1-I-7) CLAMP BRACKET (DF115AZ E01)

REF NO.	PART NO.	DESCRIPTION	Q'TY	REMARKS
1	41111-90J13-0EP	BRACKET, CLAMP STBD (BLACK)	1	
2	41121-90J20-0EP	BRACKET, CLAMP PORT (BLACK)	1	
3	41130-92J30	SHAFT, CLAMP BRKT	1	
4	41153-94500	CAP, TRANSOM BOLT	4	
5	55320-94900	ZINC, PROTECTION	1	
6	09116-06121	.BOLT (6X25)	2	
7-1	09100-12090	BOLT (12X150)	4	
7-2	09100-12091	BOLT (12X115)	1	OPT
8	09159-12014	NUT	4	
9	09159-22006	NUT	1	
10	09160-12044	WASHER (12.5X35X3.2)	4	
11	09160-12110	WASHER (12.5X22X3)	4	
12	41135-92J00	WASHER SHAFT	1	
13	09106-10065	BOLT (10X20)	2	
14	09160-10082	WASHER (10.5X19X2)	2	
15	09116-08137	BOLT (8X22)	1	
16	48140-93J01	CAM ASSY, TILT LIMIT SW	1	OPT
17	55321-94910	ANODE (MAGNESIUM)	1	OPT

FIG.87

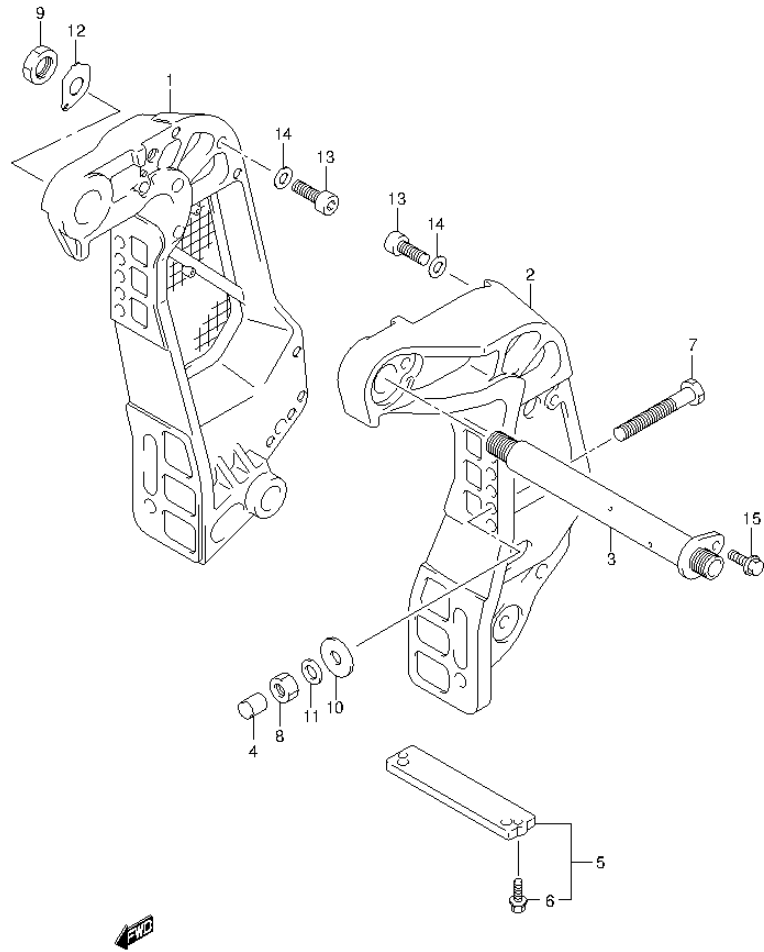


FIG.87 (1-1-8) CLAMP BRACKET (DF115AZ E40)

REF NO.	PART NO.	DESCRIPTION	Q'TY	REMARKS
1	41111-90J13-0EP	BRACKET, CLAMP STBD (BLACK)	1	
2	41121-90J20-0EP	BRACKET, CLAMP PORT (BLACK)	1	
3	41130-92J30	SHAFT, CLAMP BRKT	1	
4	41153-94500	CAP, TRANSOM BOLT	4	
5	55320-94900	ZINC, PROTECTION	1	
6	09116-06121	.BOLT (6X25)	2	
7	09100-12090	BOLT (12X150)	4	
8	09159-12014	NUT	4	
9	09159-22006	NUT	1	
10	09160-12044	WASHER (12.5X35X3.2)	4	
11	09160-12110	WASHER (12.5X22X3)	4	
12	41135-92J00	WASHER SHAFT	1	
13	09106-10065	BOLT (10X20)	2	
14	09160-10082	WASHER (10.5X19X2)	2	
15	09116-08137	BOLT (8X22)	1	

FIG.88

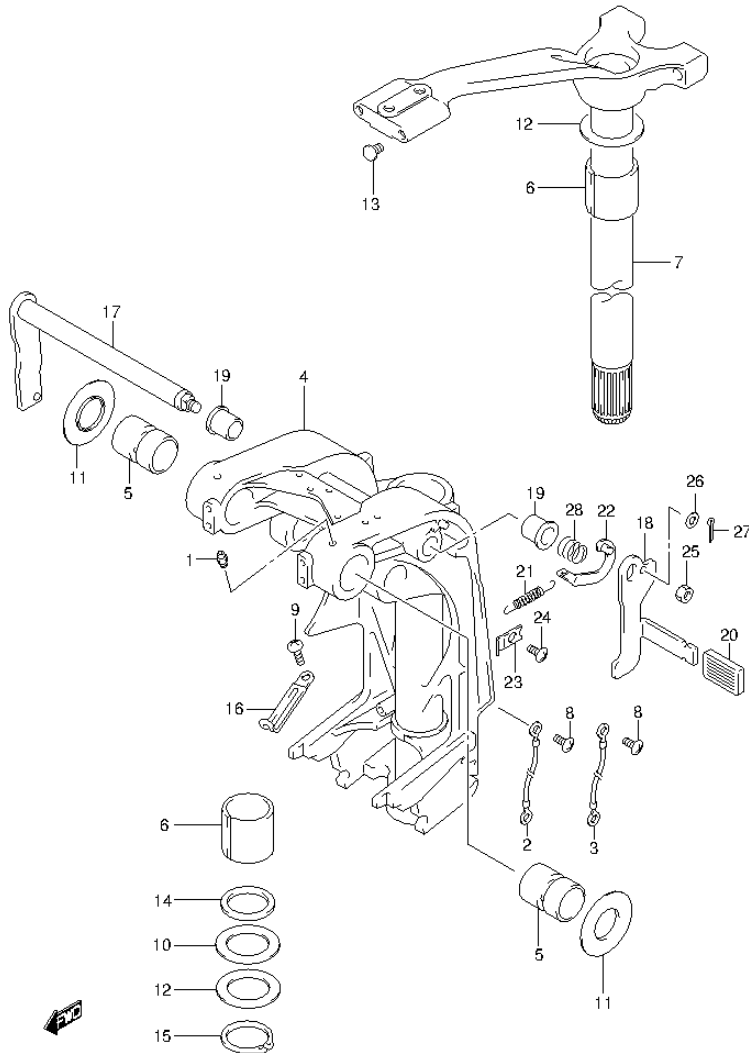


FIG.88 (1-1-9) SWIVEL BRACKET

REF NO.	PART NO.	DESCRIPTION	Q'TY	REMARKS
1-1	22511-99011	NIPPLE, GREASE	5	W/TRANSOM(L)
1-2	22511-99011	NIPPLE, GREASE	4	W/TRANSOM(X)
2	36894-95201	LEAD (CLAMP TO SWIVEL)	1	
3	36894-87D00	LEAD (SWIVEL TO HOUSING)	1	
4-1	43111-90J40-0EP	BRACKET, SWIVEL (L) (BLACK)	1	W/TRANSOM(L)
4-2	43111-90J50-0EP	BRACKET, SWIVEL (X) (BLACK)	1	W/TRANSOM(X)
5	43211-93J00	BUSH, CLAMP SHAFT SWIVEL	2	
6	43711-97E00	BUSH, STEERING	2	
7-1	43750-90J22-0EP	BRACKET, STEERING (L) (BLACK)	1	W/TRANSOM(L)
7-2	43750-90J32-0EP	BRACKET, STEERING (X) (BLACK)	1	W/TRANSOM(X)
8	09125-05050	SCREW (5X8)	3	
9	09125-06063	SCREW (6X10)	2	
10	09160-39001	WASHER (39.5X64X1)	2	
11	09169-28003	WASHER	2	
12	09181-39001	SHIM (39.5X64X0.3)	4	
13	09250-10001	CAP (OD:14)	2	
14	09282-39001	OIL SEAL (39X51X5)	1	
15	09380-38003	CIRCLIP	1	
16	29404-93J10	CLAMP	2	
17	41220-95E13	LEVER, TILT LOCK	1	
18	41221-95E40	LEVER, TILT LOCK PORT	1	
19	41224-95E01	BUSH, TILT STOPPER ROD	2	
20	41225-94400	RUBBER, TILT LOCK LEVER	1	
21	41228-90J00	SPRING, TILT LOCK LEVER	1	
22	41230-95E00	LINK, TILT LOCK LEVER	1	
23	41233-95E10	BRACKET, TILT LOCK SPRING	1	
24	09125-06063	SCREW (6X10)	1	
25	09140-10032	NUT	1	
26	09160-06082	WASHER (6.5X13X1.0)	1	
27	09204-01006	PIN	1	
28	09440-19028	SPRING	1	

FIG.89

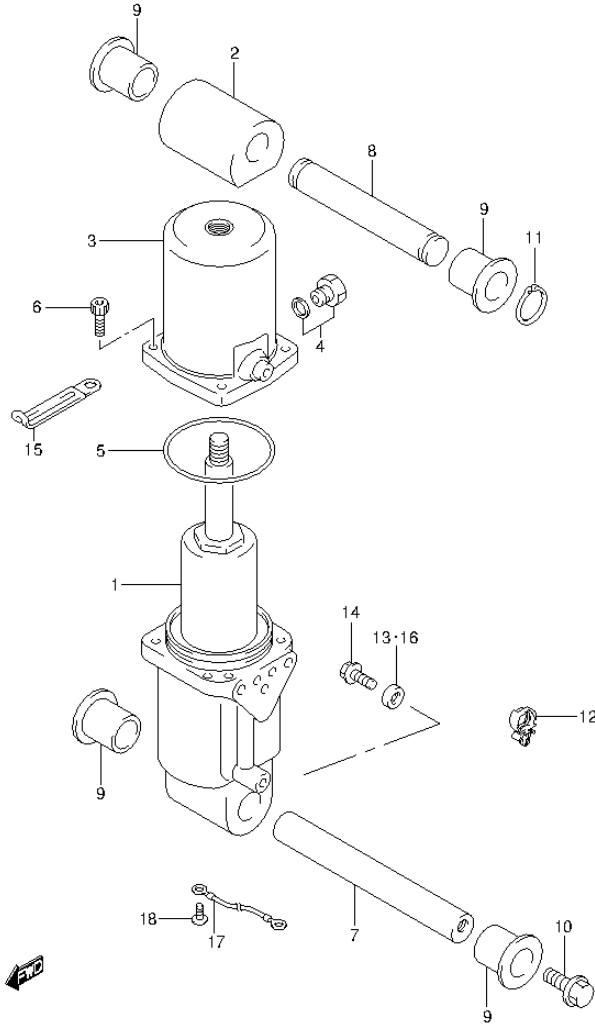


FIG.89 (1-I-10) TRIM CYLINDER (DF100AT E01)

REF NO.	PART NO.	DESCRIPTION	Q'TY	REMARKS
1	48400-90J02	MANIFOLD ASSY	1	
2	48611-90J00	JOINT, METAL	1	
3	48571-87L00	TANK, RESERVOIR	1	
4	48572-87J10	PLUG	1	
5	48557-90J00	O RING	1	
6	48862-87J20	BOLT	4	
7	48121-90J00	SHAFT, TILT CYL LOWER	1	
8	48321-90J00	SHAFT, TILT CYL UPPER	1	
9	48326-95E00	BUSH	4	
10	09116-10174	BOLT (10X35)	2	
11	09380-22015	CIRCLIP	2	
12	09403-20308	CLAMP	1	
13	55321-87J00	ANODE, PROTECTION	1	
14	09103-06281	BOLT (6X14)	1	
15	29404-93J10	CLAMP	1	
16	55321-87J10	ANODE (MAGNESIUM)	1	OPT
17	36895-87D10	LEAD, PTT TO ANODE	1	
18	09125-05050	SCREW (5X8)	1	

FIG.90

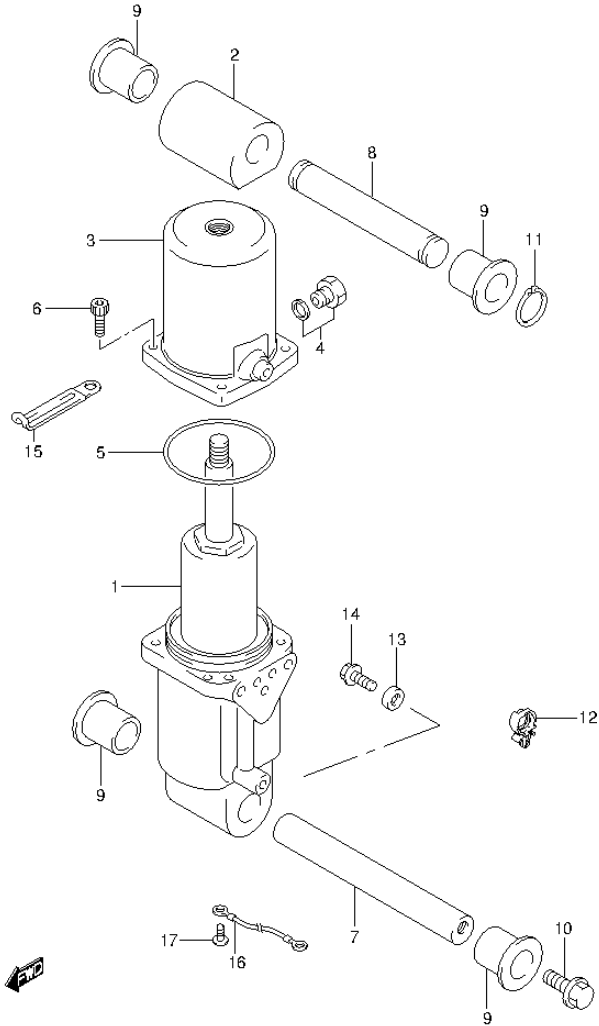


FIG.90 (1-11) TRIM CYLINDER (DF100AT E40)

REF NO.	PART NO.	DESCRIPTION	Q'TY	REMARKS
1	48400-90J02	MANIFOLD ASSY	1	
2	48611-90J00	JOINT, METAL	1	
3	48571-87L00	TANK, RESERVOIR	1	
4	48572-87J10	PLUG	1	
5	48557-90J00	O RING	1	
6	48862-87J20	BOLT	4	
7	48121-90J00	SHAFT, TILT CYL LOWER	1	
8	48321-90J00	SHAFT, TILT CYL UPPER	1	
9	48326-95E00	BUSH	4	
10	09116-10174	BOLT (10X35)	2	
11	09380-22015	CIRCLIP	2	
12	09403-20308	CLAMP	1	
13	55321-87J00	ANODE, PROTECTION	1	
14	09103-06281	BOLT (6X14)	1	
15	29404-93J10	CLAMP	1	
16	36895-87D10	LEAD, PTT TO ANODE	1	
17	09125-05050	SCREW (5X8)	1	



FIG.92

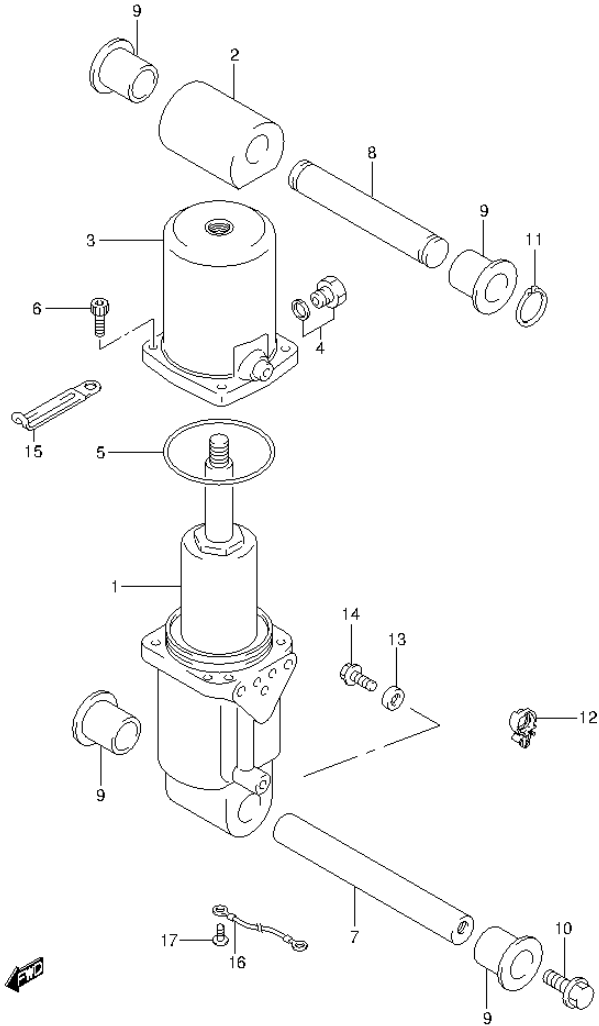


FIG.92 (1-I-13) TRIM CYLINDER (DF115AT E40)

REF NO.	PART NO.	DESCRIPTION	Q'TY	REMARKS
1	48400-90J02	MANIFOLD ASSY	1	
2	48611-90J00	JOINT, METAL	1	
3	48571-87L00	TANK, RESERVOIR	1	
4	48572-87J10	PLUG	1	
5	48557-90J00	O RING	1	
6	48862-87J20	BOLT	4	
7	48121-90J00	SHAFT, TILT CYL LOWER	1	
8	48321-90J00	SHAFT, TILT CYL UPPER	1	
9	48326-95E00	BUSH	4	
10	09116-10174	BOLT (10X35)	2	
11	09380-22015	CIRCLIP	2	
12	09403-20308	CLAMP	1	
13	55321-87J00	ANODE, PROTECTION	1	
14	09103-06281	BOLT (6X14)	1	
15	29404-93J10	CLAMP	1	
16	36895-87D10	LEAD, PTT TO ANODE	1	
17	09125-05050	SCREW (5X8)	1	

FIG.93

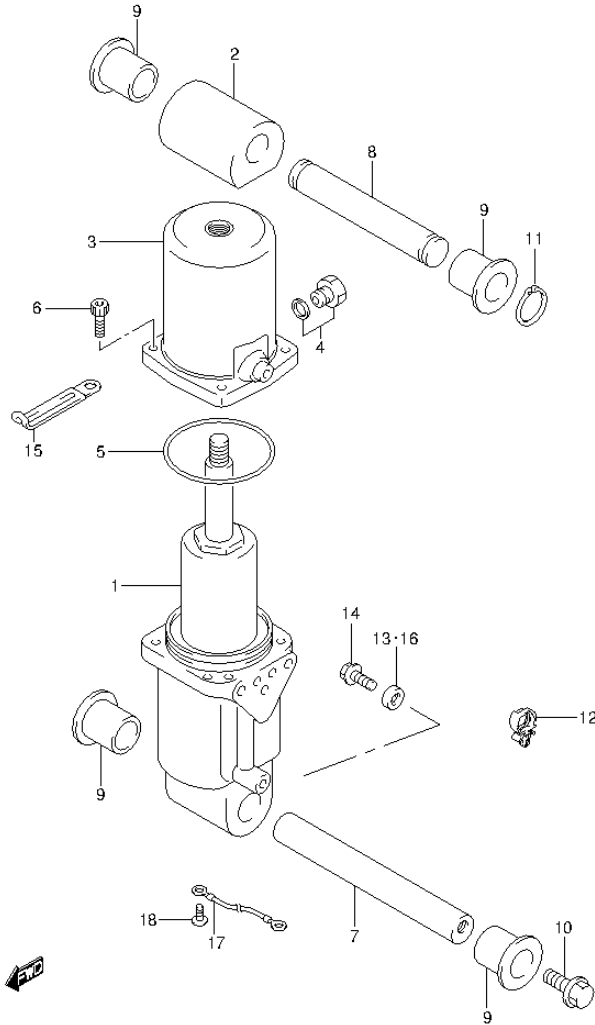


FIG.93 (1-I-14) TRIM CYLINDER (DF115AZ E01)

REF NO.	PART NO.	DESCRIPTION	Q'TY	REMARKS
1	48400-90J02	MANIFOLD ASSY	1	
2	48611-90J00	JOINT, METAL	1	
3	48571-87L00	TANK, RESERVOIR	1	
4	48572-87J10	PLUG	1	
5	48557-90J00	O RING	1	
6	48862-87J20	BOLT	4	
7	48121-90J00	SHAFT, TILT CYL LOWER	1	
8	48321-90J00	SHAFT, TILT CYL UPPER	1	
9	48326-95E00	BUSH	4	
10	09116-10174	BOLT (10X35)	2	
11	09380-22015	CIRCLIP	2	
12	09403-20308	CLAMP	1	
13	55321-87J00	ANODE, PROTECTION	1	
14	09103-06281	BOLT (6X14)	1	
15	29404-93J10	CLAMP	1	
16	55321-87J10	ANODE (MAGNESIUM)	1	OPT
17	36895-87D10	LEAD, PTT TO ANODE	1	
18	09125-05050	SCREW (5X8)	1	

FIG.94

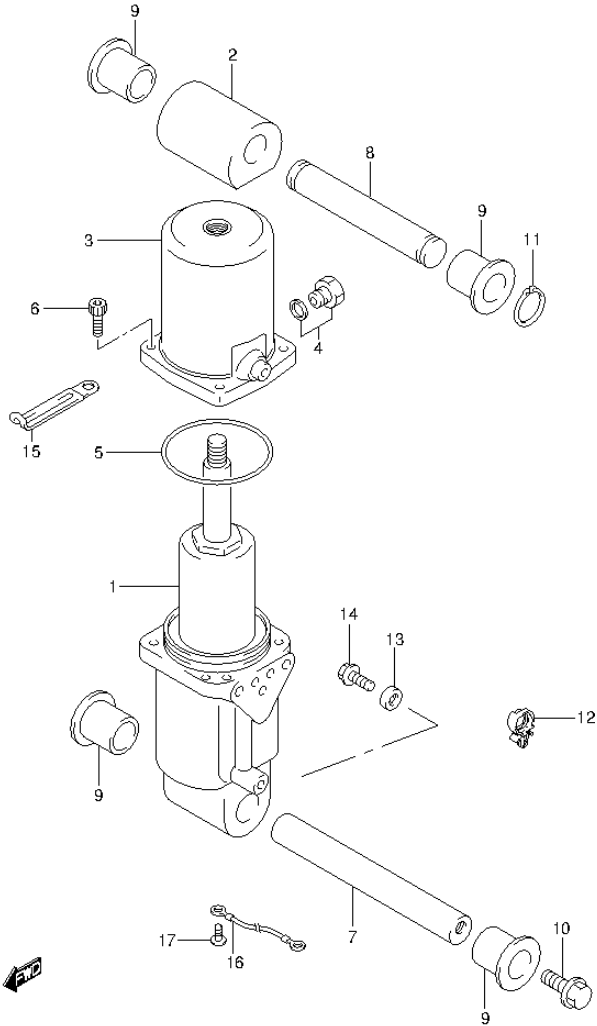


FIG.94 (1-15) TRIM CYLINDER (DF115AZ E40)

REF NO.	PART NO.	DESCRIPTION	Q'TY	REMARKS
1	48400-90J02	MANIFOLD ASSY	1	
2	48611-90J00	JOINT, METAL	1	
3	48571-87L00	TANK, RESERVOIR	1	
4	48572-87J10	PLUG	1	
5	48557-90J00	O RING	1	
6	48862-87J20	BOLT	4	
7	48121-90J00	SHAFT, TILT CYL LOWER	1	
8	48321-90J00	SHAFT, TILT CYL UPPER	1	
9	48326-95E00	BUSH	4	
10	09116-10174	BOLT (10X35)	2	
11	09380-22015	CIRCLIP	2	
12	09403-20308	CLAMP	1	
13	55321-87J00	ANODE, PROTECTION	1	
14	09103-06281	BOLT (6X14)	1	
15	29404-93J10	CLAMP	1	
16	36895-87D10	LEAD, PTT TO ANODE	1	
17	09125-05050	SCREW (5X8)	1	

FIG.95

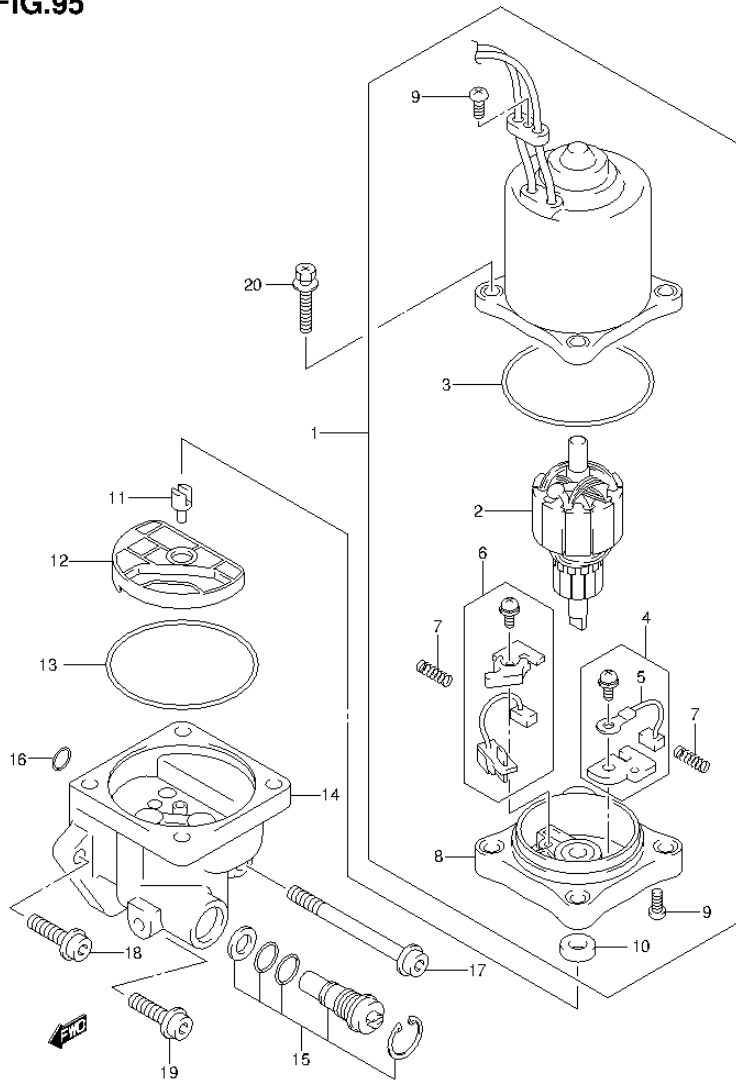
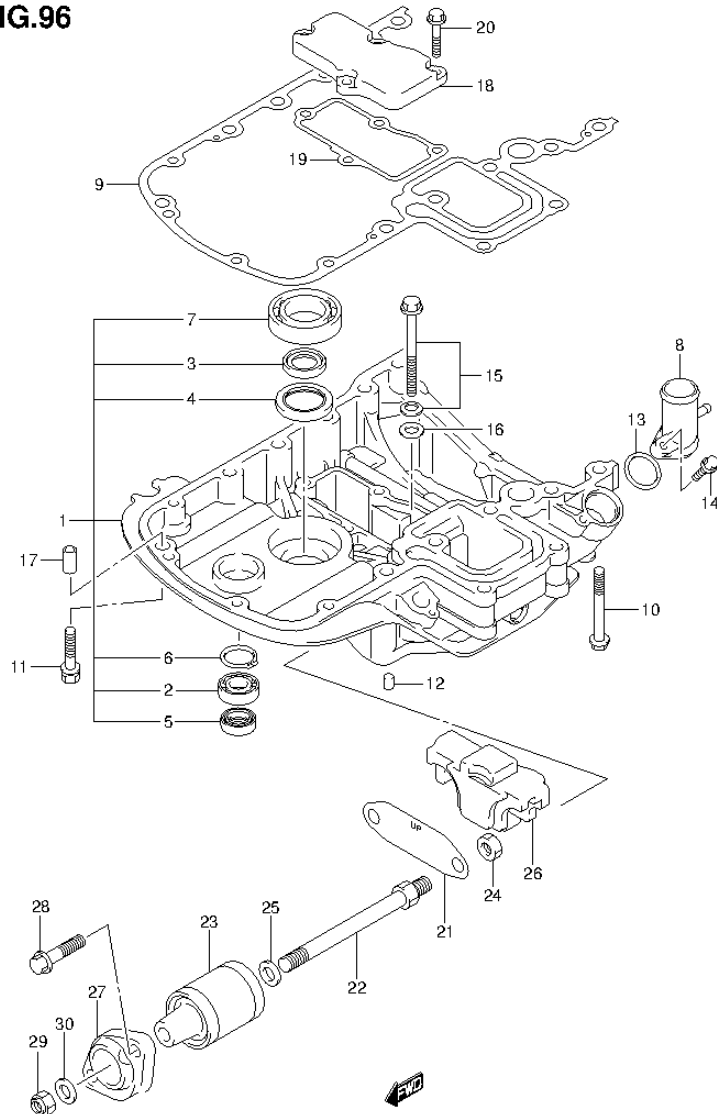


FIG.95 (1-J-2) PTT MOTOR

REF NO.	PART NO.	DESCRIPTION	Q'TY	REMARKS
1	38100-92J11	MOTOR ASSY, PTT	1	
2	31311-94900	ARMATURE	1	
3	31123-94910	.O RING	1	
4	31133-90J00	.BRUSH SET	1	
5	31133-94900	.BRUSH	1	
6	31136-90J10	.BREAKER ASSY	1	
7	31135-94900	.SPRING	2	
8	31173-94910	.HOLDER, BRUSH	1	INC.NO.3,4,5,6,7,10
9	31111-94900	.SCREW	2	
10	33799-97E00	.SEAL, OIL	1	
11	48583-95E00	JOINT, DRIVE	1	
12	48582-95E01	FILTER	1	
13	48585-95E00	O RING	1	
14	48502-90J13	PUMP ASSY	1	
15	48864-93J01	VALVE, MANUAL	1	
16	48588-90J00	O RING SET	1	
17	48862-92J20	BOLT	1	
18	48862-92J30	BOLT	1	
19	48862-90J21	BOLT	1	
20	31281-92J10	BOLT	4	

**FIG.96**



**FIG.96 (1-J-3) ENGINE HOLDER**

REF NO.	PART NO.	DESCRIPTION	Q'TY	REMARKS
1	51110-90850-OEP	HOLDER SET, ENGINE (BLACK)	1	
2	09262-17019	.BEARING (17X35X8)	1	
3	09282-24003	.OIL SEAL (24X36X6)	2	
4	09283-32044	.OIL SEAL (32X47X6)	1	
5	09289-18001	.OIL SEAL (18X30X8)	1	
6	08331-41359	.CIRCLIP	1	
7	09262-35069	.BEARING (35X62X16)	1	
8	51115-90J00	UNION, WATER RETURN	1	
9	51211-90J22	GASKET, ENGINE HOLDER	1	
10	09116-08160	BOLT (8X70)	4	
11	09116-08128	BOLT (8X40)	4	
12	09206-08001	PIN (8X11)	2	
13	09280-26006	O RING (D:3.1,ID:26.4)	1	
14	01550-06257	BOLT	1	
15	29117-93J10	BOLT (8X45)	1	
16	09160-08059	WASHER (8.5X18X1.6)	1	
17	04211-11129	PIN	3	
18	51122-90J00	COVER, MOUNT CASE	1	
19	51123-90J01	GASKET, MOUNT CASE COVER	1	
20	01550-0825A	BOLT	4	
21	54123-90J00	PLATE, UPPER MOUNT	1	
22	54112-90J21	BOLT, UPPER MOUNT	2	
23	54130-90J40	MOUNT, UPPER	2	
24	09159-12014	NUT	2	
25	54114-90J01	WASHER (12.5X22X3)	2	
26	54125-90J10	MOUNT, UPPER THRUST	1	
27	54148-90J11-OEP	COVER, UPPER MOUNT (BLACK)	2	
28	09116-10176	BOLT (10X44)	4	
29	09159-12014	NUT	2	
30	09160-12110	WASHER (12.5X22X3)	2	

FIG.97

FIG.97 (1-J-4) DRIVE SHAFT HOUSING

REF NO.	PART NO.	DESCRIPTION	Q'TY	REMARKS
1-1	52111-90J02-0EP	HOUSING, DRIVE SHAFT (BLACK)	1	W/TRANSOM(L)
1-2	52111-90J12-0EP	HOUSING, DRIVE SHAFT (BLACK)	1	W/TRANSOM(X)
2	09116-10176	BOLT (10X44)	8	
3	09202-08006	PIN (8X12)	2	
4	09387-45001	RING	1	W/TRANSOM(X)
5	57130-92J01	BUSH, DRIVE SHAFT	1	W/TRANSOM(X)
6	09125-06063	SCREW (6X10)	2	
7	36895-87D10	LEAD (SWIVEL TO HSG)	1	
8	54121-87D00	DAMPER, REVERSE STOPPER LOWER	2	
9	54160-90J20	MOUNT, LOWER	2	
10	54166-90J11	BOLT (12X231)	2	
11	09159-12014	NUT	2	
12	09160-12112	WASHER (12X40X3)	2	
13	54114-90J01	WASHER (12.5X22X3.0)	2	
14	54151-90J00	MOUNT, LOWER THRUST	1	
15	54211-90J01-0EP	BRACKET, LOWER MOUNT (BLACK)	1	
16	54221-90J02-0EP	COVER, LOWER MOUNT (BLACK)	2	
17	09116-10176	BOLT (10X44)	6	
18	09160-12113	WASHER (12.5X30X2.5)	2	

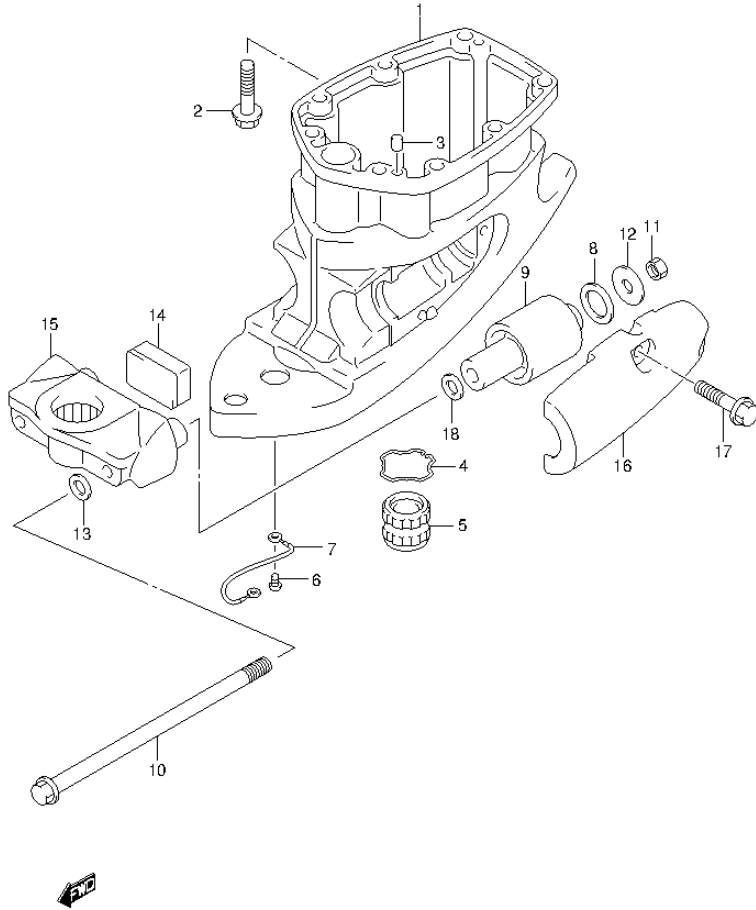
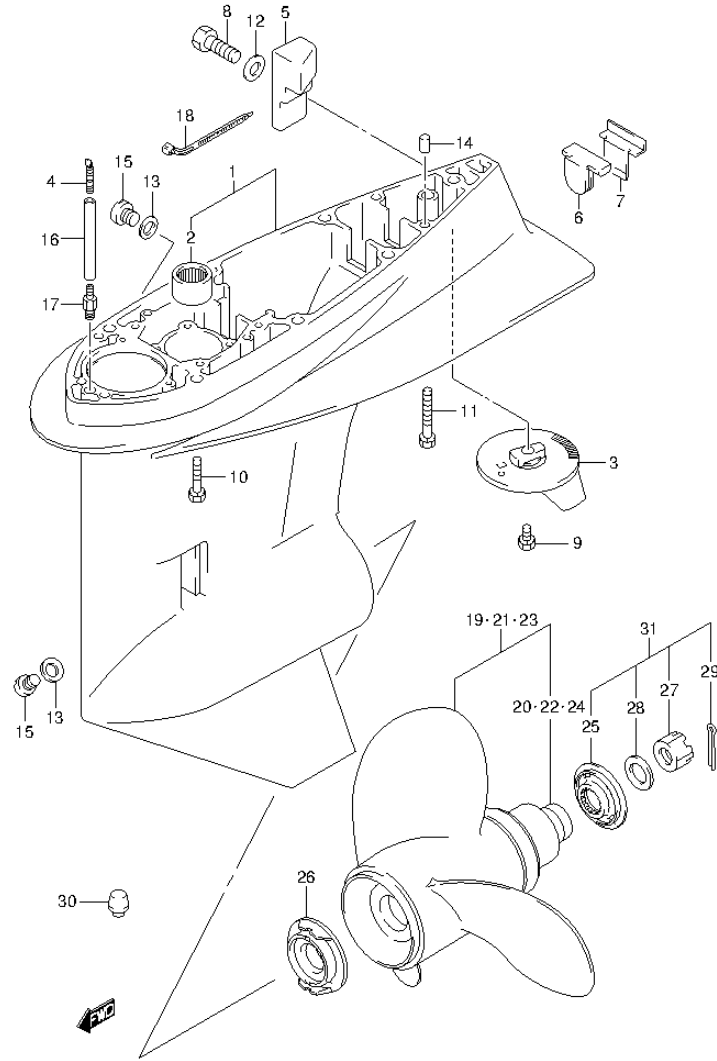


FIG.98



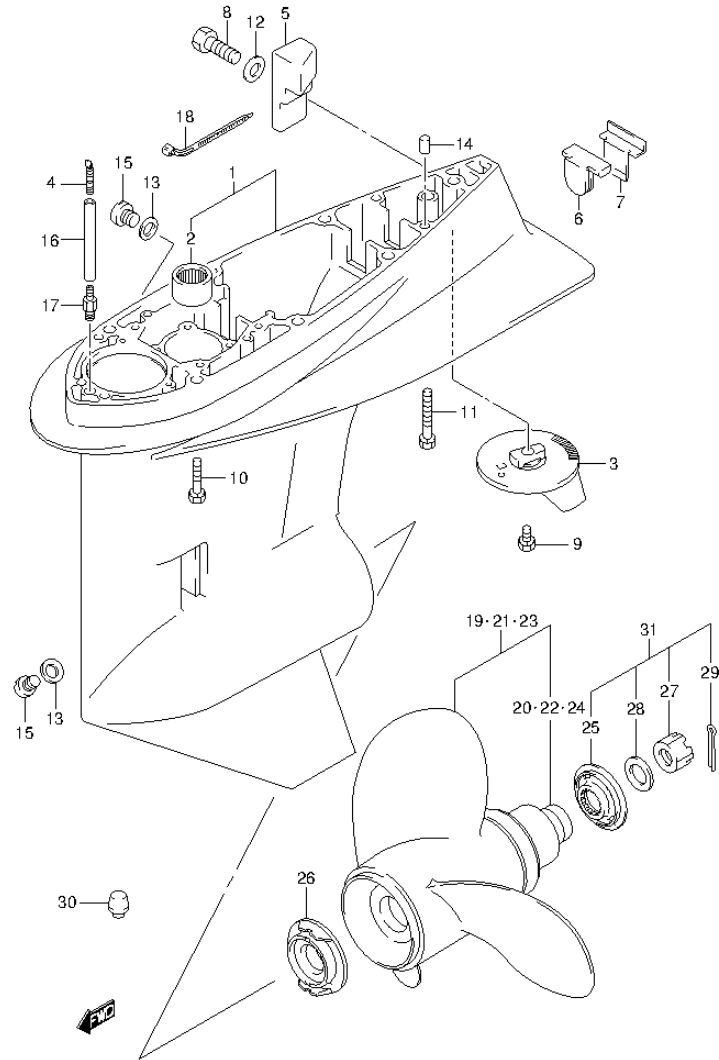
DF100A\_115A\_E01\_013\_098  
GEAR CASE

FIG.98 (1-J-5) GEAR CASE (DF100AT E01)

REF NO.	PART NO.	DESCRIPTION	Q'TY	REMARKS
1	55110-90J15-0EP	CASE, GEAR (BLACK)	1	
2	09263-28016	.BEARING (28.6X38X31.8)	1	
3	55125-90J01	TAB, TRIM	1	
4	55127-87D00	UNION, SPEEDOMETER HOSE	1	
5	55321-90J01	ANODE, GEAR CASE	1	
6	55332-87D11	RUBBER, EXHAUST SEAL	1	
7	55333-87D10	PLATE, EXHAUST SEAL	1	
8	09100-06131	BOLT (6X12)	1	
9	09116-08137	BOLT (8X22)	1	
10	09116-10150	BOLT (10X55)	6	
11	09117-10039	BOLT (10X80)	1	
12	09160-06085	WASHER (6.5X15X1)	1	
13	09168-10022	GASKET (10X17X1.5)	2	
14	09202-08006	PIN (8X12)	2	
15	09248-10008	PLUG (10X7.5)	2	
16	09355-40805-00B	HOSE (4X8X2000)	1	L:2000->1100
17	09362-09008	UNION	1	
18	09407-10404	CLAMP (L:100)	2	
19-1	58100-90JA0-019	PROPELLER (3X14X17)	1	
19-2	58100-90JB0-019	PROPELLER (3X14X19)	1	
19-3	58100-90JC0-019	PROPELLER (3X14X21)	1	
19-4	58100-90JD0-019	PROPELLER (3X14X23)	1	
19-5	58100-90JE0-019	PROPELLER (3X13.5X15)	1	
20	58105-90J00	.BUSH	1	

DF100A\_115A\_E01\_013

FIG.98



DF100A\_115A\_E01\_013\_098  
GEAR CASE

FIG.98 (1-J-6) GEAR CASE (DF100AT E01)

REF NO.	PART NO.	DESCRIPTION	Q'TY	REMARKS
21-1	58200-90J00	PROPELLER (3X14.25X18)	1	OPT
21-2	58200-90J10	PROPELLER (3X14.25X20)	1	OPT
21-3	58200-90J20	PROPELLER (3X14.25X22)	1	OPT
21-4	58200-90J30	PROPELLER (3X14.25X24)	1	OPT
22	58120-90J00	.BUSH, PROPELLER	1	OPT
23-1	58200-92J40	PROPELLER (3X13.875X15)	1	OPT
23-2	58200-92J50	PROPELLER (3X13.875X17)	1	OPT
23-3	58200-92J60	PROPELLER (3X13.875X19)	1	OPT
23-4	58200-92J70	PROPELLER (3X13.875X21)	1	OPT
23-5	58200-92J80	PROPELLER (3X13.875X23)	1	OPT
23-6	58200-92J90	PROPELLER (3X13.875X25)	1	OPT
24	58105-90J00	.BUSH, PROPELLER	1	OPT
25	57633-90J02	SPACER, PROPELLER NUT	1	
26	57635-92J01	STOPPER, PROPELLER BUSH	1	
27	09141-18005	NUT	1	
28	09160-18028	WASHER (18.5X31X1)	1	
29	09204-03003	PIN	1	
30	55116-87E00	PLUG	1	OPT
31	57630-90J00	KIT, PROPELLER NUT	1	OPT
32	25700-92J00	SEALING KIT, GEAR CASE	1	OPT

NOT ILLUSTRATED

DF100A\_115A\_E01\_013

FIG.99

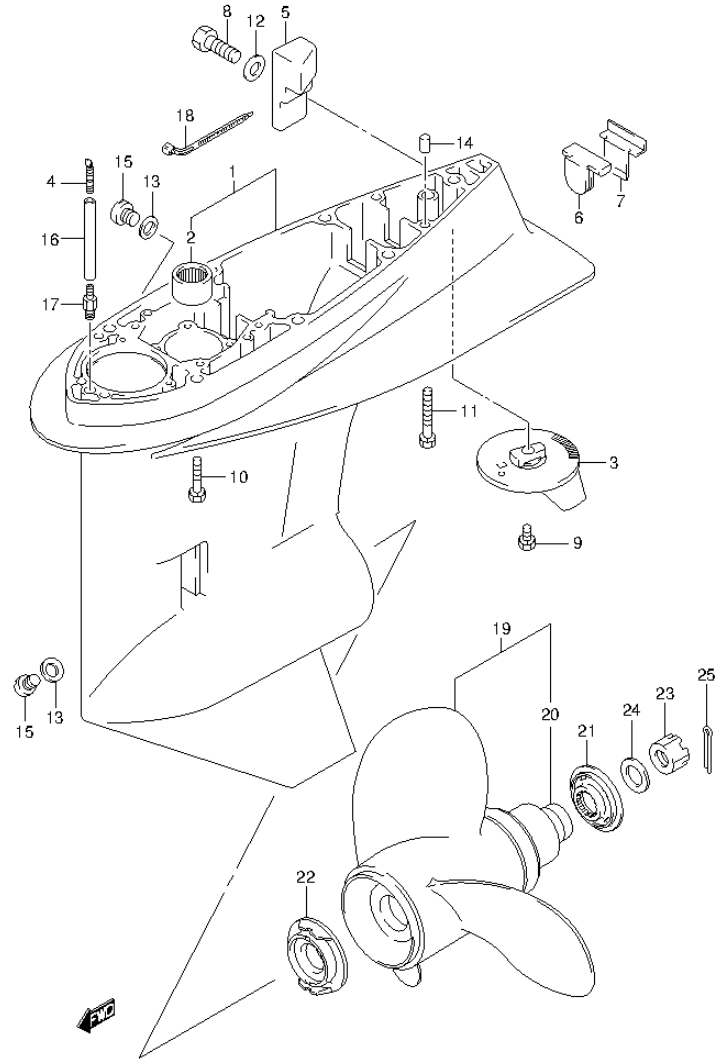


FIG.99 (1-J-7) GEAR CASE (DF100AT E40)

REF NO.	PART NO.	DESCRIPTION	Q'TY	REMARKS
1	55110-90J15-0EP	CASE, GEAR (BLACK)	1	
2	09263-28016	.BEARING (28.6X38X31.8)	1	
3	55125-90J01	TAB, TRIM	1	
4	55127-87D00	UNION, SPEEDOMETER HOSE	1	
5	55321-90J01	ANODE, GEAR CASE	1	
6	55332-87D11	RUBBER, EXHAUST SEAL	1	
7	55333-87D10	PLATE, EXHAUST SEAL	1	
8	09100-06131	BOLT (6X12)	1	
9	09116-08137	BOLT (8X22)	1	
10	09116-10150	BOLT (10X55)	6	
11	09117-10039	BOLT (10X80)	1	
12	09160-06085	WASHER (6.5X15X1)	1	
13	09168-10022	GASKET (10X17X1.5)	2	
14	09202-08006	PIN (8X12)	2	
15	09248-10008	PLUG (10X7.5)	2	
16	09355-40805-00B	HOSE (4X8X2000)	1	L:2000->1100
17	09362-09008	UNION	1	
18	09407-10404	CLAMP (L:100)	2	
19-1	58100-90JA0-019	PROPELLER (3X14X17)	1	
19-2	58100-90JB0-019	PROPELLER (3X14X19)	1	
19-3	58100-90JC0-019	PROPELLER (3X14X21)	1	
19-4	58100-90JD0-019	PROPELLER (3X14X23)	1	
19-5	58100-90JE0-019	PROPELLER (3X13.5X15)	1	
20	58105-90J00	.BUSH	1	
21	57633-90J02	SPACER, PROPELLER NUT	1	
22	57635-92J01	STOPPER, PROPELLER BUSH	1	
23	09141-18005	NUT	1	
24	09160-18028	WASHER (18.5X31X1)	1	
25	09204-03003	PIN	1	
26	25700-92J00	SEALING KIT, GEAR CASE	1	OPT NOT ILLUSTRATED

FIG.100

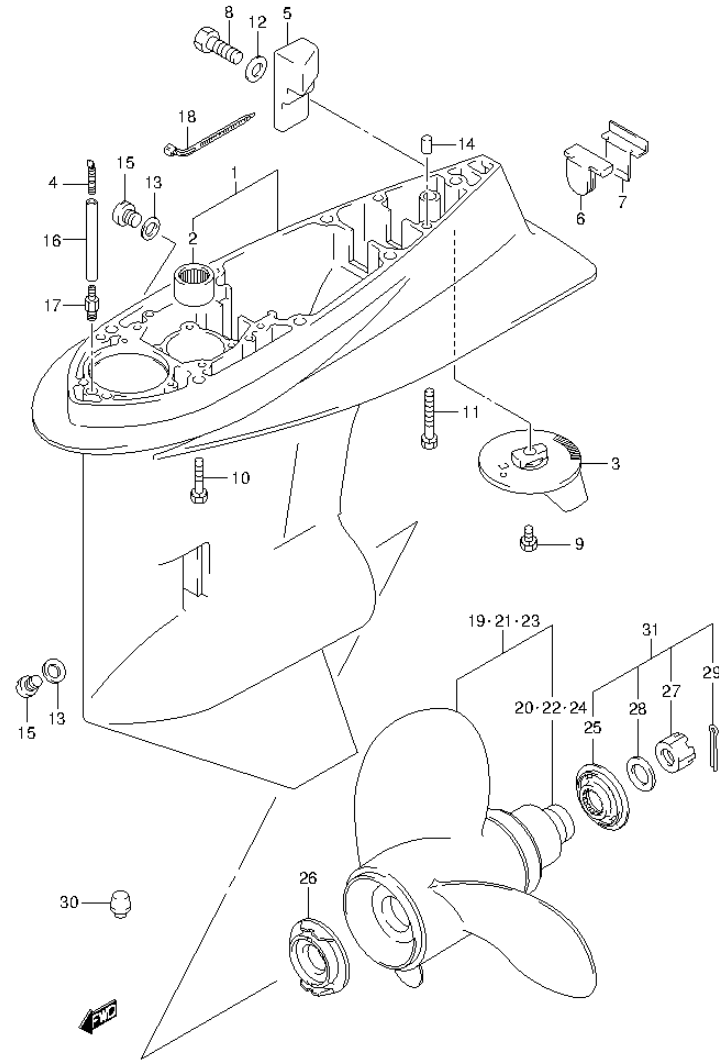


FIG.100 (1-J-8) GEAR CASE (DF115AT E01)

REF NO.	PART NO.	DESCRIPTION	Q'TY	REMARKS
1	55110-90J15-0EP	CASE, GEAR (BLACK)	1	
2	09263-28016	.BEARING (28.6X38X31.8)	1	
3	55125-90J01	TAB, TRIM	1	
4	55127-87D00	UNION, SPEEDOMETER HOSE	1	
5	55321-90J01	ANODE, GEAR CASE	1	
6	55332-87D11	RUBBER, EXHAUST SEAL	1	
7	55333-87D10	PLATE, EXHAUST SEAL	1	
8	09100-06131	BOLT (6X12)	1	
9	09116-08137	BOLT (8X22)	1	
10	09116-10150	BOLT (10X55)	6	
11	09117-10039	BOLT (10X80)	1	
12	09160-06085	WASHER (6.5X15X1)	1	
13	09168-10022	GASKET (10X17X1.5)	2	
14	09202-08006	PIN (8X12)	2	
15	09248-10008	PLUG (10X7.5)	2	
16	09355-40805-00B	HOSE (4X8X2000)	1	L:2000->1100
17	09362-09008	UNION	1	
18	09407-10404	CLAMP (L:100)	2	
19-1	58100-90JA0-019	PROPELLER (3X14X17)	1	
19-2	58100-90JB0-019	PROPELLER (3X14X19)	1	
19-3	58100-90JC0-019	PROPELLER (3X14X21)	1	
19-4	58100-90JD0-019	PROPELLER (3X14X23)	1	
19-5	58100-90JE0-019	PROPELLER (3X13.5X15)	1	
20	58105-90J00	.BUSH	1	

FIG.100

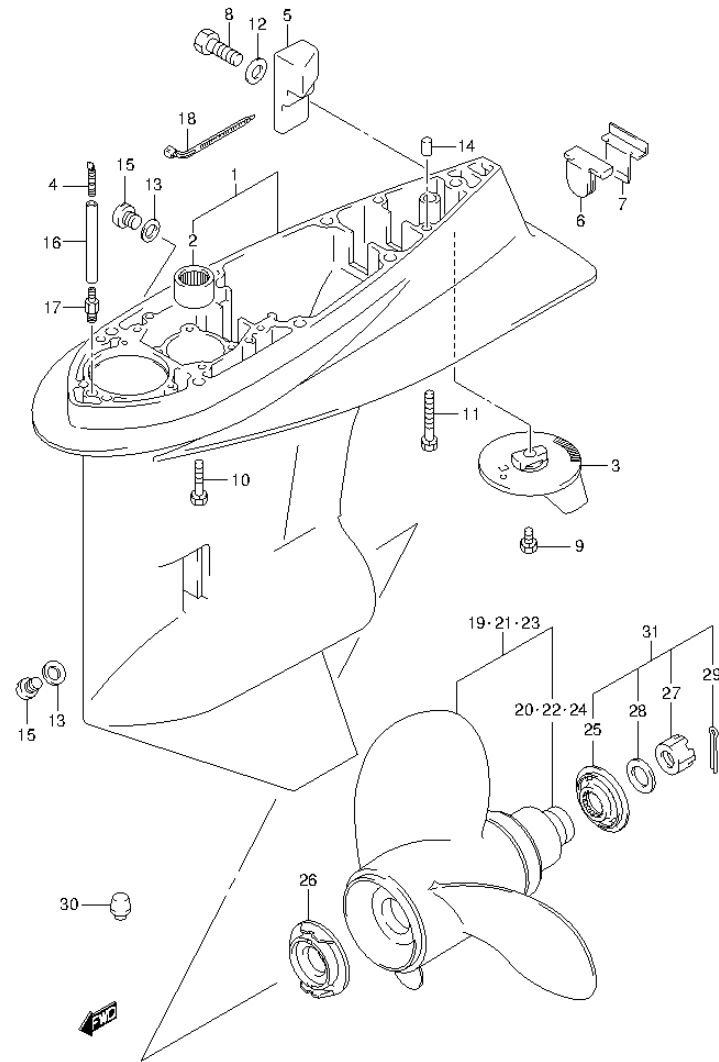


FIG.100 (1-J-9) GEAR CASE (DF115AT E01)

REF NO.	PART NO.	DESCRIPTION	Q'TY	REMARKS
21-1	58200-90J00	PROPELLER (3X14.25X18)	1	OPT
21-2	58200-90J10	PROPELLER (3X14.25X20)	1	OPT
21-3	58200-90J20	PROPELLER (3X14.25X22)	1	OPT
21-4	58200-90J30	PROPELLER (3X14.25X24)	1	OPT
22	58120-90J00	.BUSH, PROPELLER	1	OPT
23-1	58200-92J40	PROPELLER (3X13.875X15)	1	OPT
23-2	58200-92J50	PROPELLER (3X13.875X17)	1	OPT
23-3	58200-92J60	PROPELLER (3X13.875X19)	1	OPT
23-4	58200-92J70	PROPELLER (3X13.875X21)	1	OPT
23-5	58200-92J80	PROPELLER (3X13.875X23)	1	OPT
23-6	58200-92J90	PROPELLER (3X13.875X25)	1	OPT
24	58105-90J00	.BUSH, PROPELLER	1	OPT
25	57633-90J02	SPACER, PROPELLER NUT	1	
26	57635-92J01	STOPPER, PROPELLER BUSH	1	
27	09141-18005	NUT	1	
28	09160-18028	WASHER (18.5X31X1)	1	
29	09204-03003	PIN	1	
30	55116-87E00	PLUG	1	OPT
31	57630-90J00	KIT, PROPELLER NUT	1	OPT
32	25700-92J00	SEALING KIT, GEAR CASE	1	OPT

NOT ILLUSTRATED

FIG.101

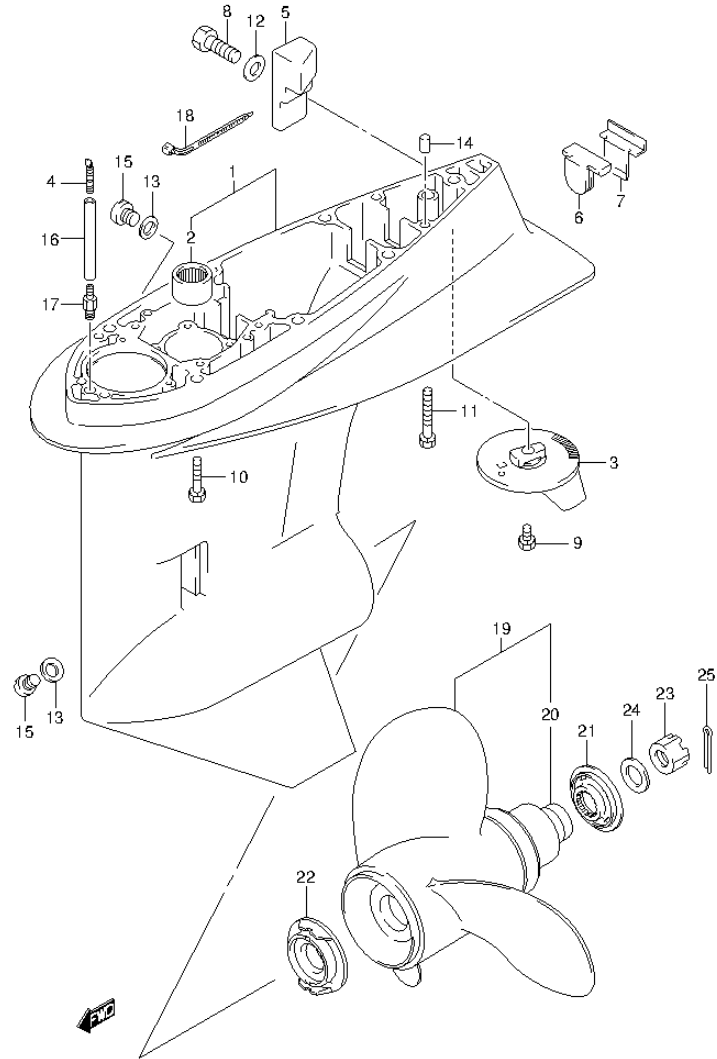


FIG.101 (1-J-10) GEAR CASE (DF115AT E40)

REF NO.	PART NO.	DESCRIPTION	Q'TY	REMARKS
1	55110-90J15-0EP	CASE, GEAR (BLACK)	1	
2	09263-28016	.BEARING (28.6X38X31.8)	1	
3	55125-90J01	TAB, TRIM	1	
4	55127-87D00	UNION, SPEEDOMETER HOSE	1	
5	55321-90J01	ANODE, GEAR CASE	1	
6	55332-87D11	RUBBER, EXHAUST SEAL	1	
7	55333-87D10	PLATE, EXHAUST SEAL	1	
8	09100-06131	BOLT (6X12)	1	
9	09116-08137	BOLT (8X22)	1	
10	09116-10150	BOLT (10X55)	6	
11	09117-10039	BOLT (10X80)	1	
12	09160-06085	WASHER (6.5X15X1)	1	
13	09168-10022	GASKET (10X17X1.5)	2	
14	09202-08006	PIN (8X12)	2	
15	09248-10008	PLUG (10X7.5)	2	
16	09355-40805-00B	HOSE (4X8X2000)	1	L:2000->1100
17	09362-09008	UNION	1	
18	09407-10404	CLAMP (L:100)	2	
19-1	58100-90JA0-019	PROPELLER (3X14X17)	1	
19-2	58100-90JB0-019	PROPELLER (3X14X19)	1	
19-3	58100-90JC0-019	PROPELLER (3X14X21)	1	
19-4	58100-90JD0-019	PROPELLER (3X14X23)	1	
19-5	58100-90JE0-019	PROPELLER (3X13.5X15)	1	
20	58105-90J00	.BUSH	1	
21	57633-90J02	SPACER, PROPELLER NUT	1	
22	57635-92J01	STOPPER, PROPELLER BUSH	1	
23	09141-18005	NUT	1	
24	09160-18028	WASHER (18.5X31X1)	1	
25	09204-03003	PIN	1	
26	25700-92J00	SEALING KIT, GEAR CASE	1	OPT NOT ILLUSTRATED

FIG.102

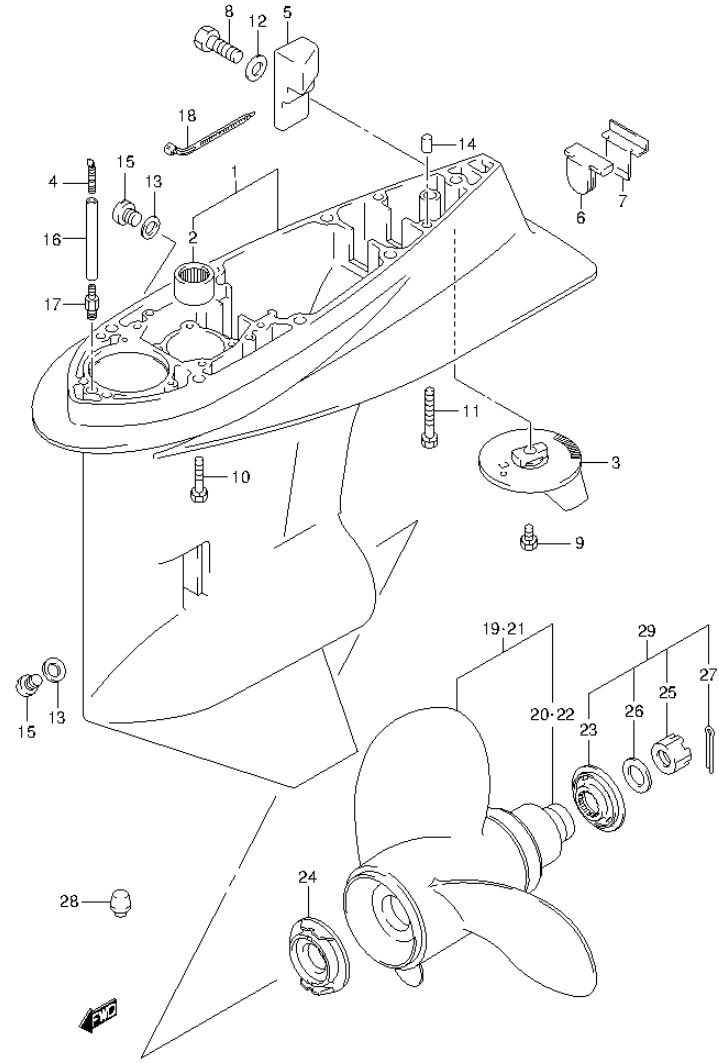


FIG.102 (1-J-11) GEAR CASE (DF115AZ E01)

REF NO.	PART NO.	DESCRIPTION	Q'TY	REMARKS
1	55110-92J00-0EP	CASE, GEAR (BLACK)	1	
2	09263-28016	.BEARING (28.6X38X31.8)	1	
3	55125-92J00	TAB, TRIM	1	
4	55127-87D00	UNION, SPEEDOMETER HOSE	1	
5	55321-90J01	ANODE, GEAR CASE	1	
6	55332-87D11	RUBBER, EXHAUST SEAL	1	
7	55333-87D10	PLATE, EXHAUST SEAL	1	
8	09100-06131	BOLT (6X12)	1	
9	09116-08137	BOLT (8X22)	1	
10	09116-10150	BOLT (10X55)	6	
11	09117-10039	BOLT (10X80)	1	
12	09160-06085	WASHER (6.5X15X1)	1	
13	09168-10022	GASKET (10X17X1.5)	2	
14	09202-08006	PIN (8X12)	2	
15	09248-10008	PLUG (10X7.5)	2	
16	09355-40805-00B	HOSE (4X8X2000)	1	L:2000->1100
17	09362-09008	UNION	1	
18	09407-10404	CLAMP (L:100)	3	
19-1	58200-92J00	PROPELLER (3X14.25X18)	1	OPT
19-2	58200-92J10	PROPELLER (3X14.25X20)	1	OPT
19-3	58200-92J20	PROPELLER (3X14.25X22)	1	OPT
19-4	58200-92J30	PROPELLER (3X14.25X24)	1	OPT
20	58120-90J00	.BUSH	1	OPT
21-1	58200-92JA0	PROPELLER (3X13.875X17)	1	OPT
21-2	58200-92JB0	PROPELLER (3X13.875X19)	1	OPT
21-3	58200-92JC0	PROPELLER (3X13.875X21)	1	OPT
21-4	58200-92JD0	PROPELLER (3X13.875X23)	1	OPT
22	58105-90J00	.BUSH	1	OPT
23	57633-90J02	SPACER, PROPELLER	1	
24	57635-92J01	STOPPER, PROPELLER BUSH	1	
25	09141-18005	NUT	1	
26	09160-18028	WASHER (18.5X31X1)	1	
27	09204-03003	PIN	1	
28	55116-87E00	PLUG	1	OPT

**FIG.102**

**FIG.102 (1-J-12) GEAR CASE (DF115AZ E01)**

REF NO.	PART NO.	DESCRIPTION	Q'TY	REMARKS
29	57630-90J00	KIT, PROPELLER NUT	1	OPT
30	25700-92J00	SEALING KIT, GEAR CASE	1	OPT NOT ILLUSTRATED

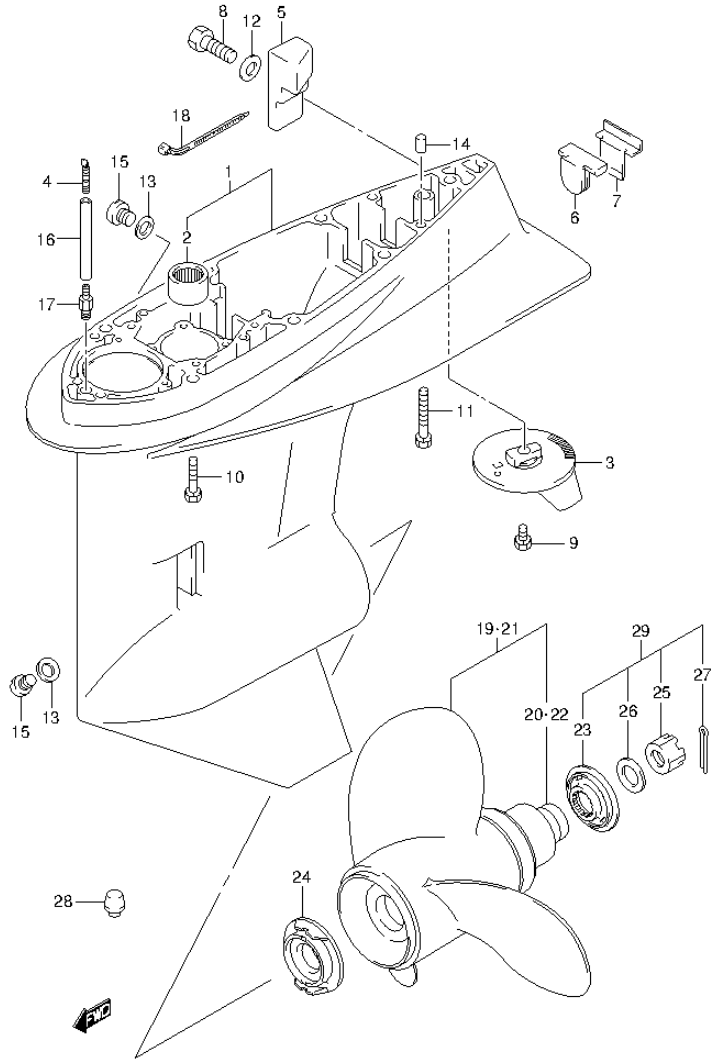


FIG.103

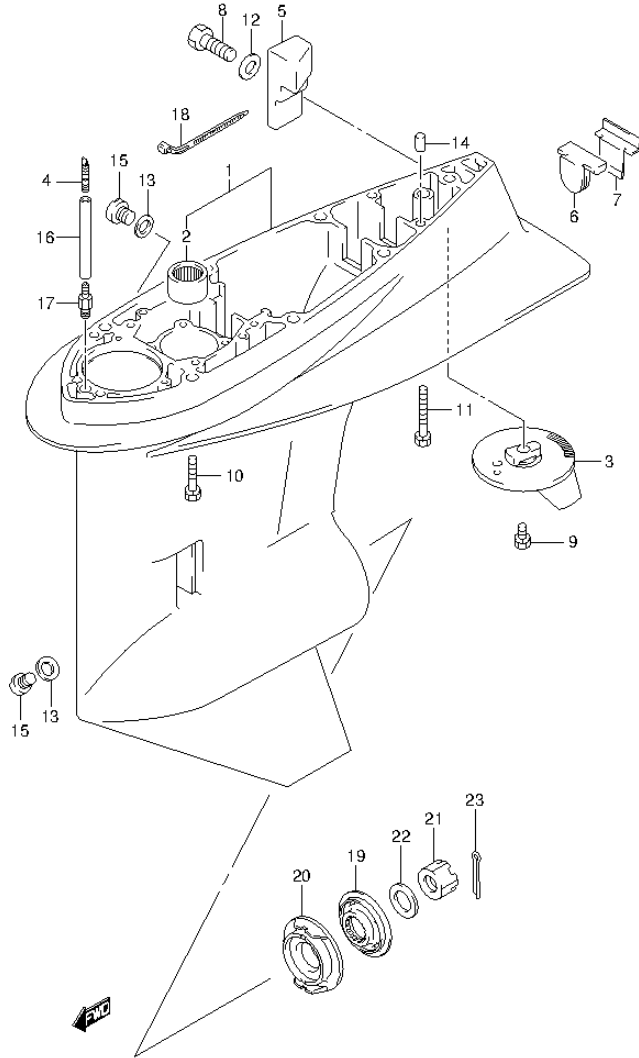
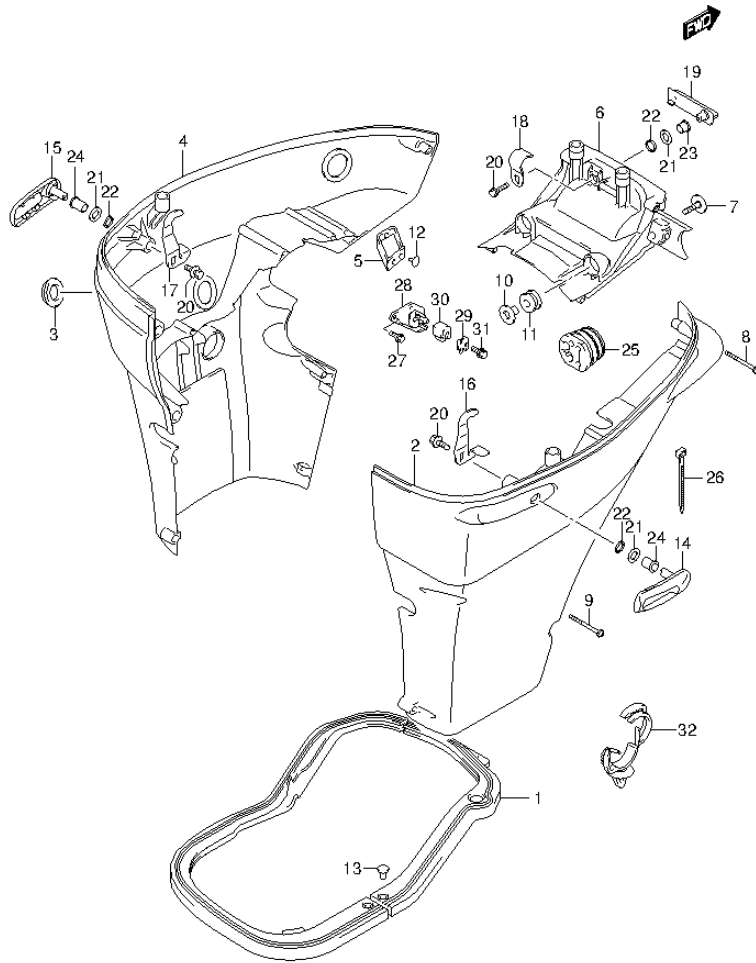


FIG.103 (1-J-13) GEAR CASE (DF115AZ E40)

REF NO.	PART NO.	DESCRIPTION	Q'TY	REMARKS
1	55110-92J00-0EP	CASE, GEAR (BLACK)	1	
2	09263-28016	.BEARING (28.6X38X31.8)	1	
3	55125-92J00	TAB, TRIM	1	
4	55127-87D00	UNION, SPEEDOMETER HOSE	1	
5	55321-90J01	ANODE, GEAR CASE	1	
6	55332-87D11	RUBBER, EXHAUST SEAL	1	
7	55333-87D10	PLATE, EXHAUST SEAL	1	
8	09100-06131	BOLT (6X12)	1	
9	09116-08137	BOLT (8X22)	1	
10	09116-10150	BOLT (10X55)	6	
11	09117-10039	BOLT (10X80)	1	
12	09160-06085	WASHER (6.5X15X1)	1	
13	09168-10022	GASKET (10X17X1.5)	2	
14	09202-08006	PIN (8X12)	2	
15	09248-10008	PLUG (10X7.5)	2	
16	09355-40805-00B	HOSE (4X8X2000)	1	L:2000->1100
17	09362-09008	UNION	1	
18	09407-10404	CLAMP (L:100)	3	
19	57633-90J02	SPACER, PROPELLER	1	
20	57635-92J01	STOPPER, PROPELLER BUSH	1	
21	09141-18005	NUT	1	
22	09160-18028	WASHER (18.5X31X1)	1	
23	09204-03003	PIN	1	
24	25700-92J00	SEALING KIT, GEAR CASE	1	OPT NOT ILLUSTRATED

FIG.104

FIG.104 (1-J-14) SIDE COVER (DF100AT E01)



REF NO.	PART NO.	DESCRIPTION	Q'TY	REMARKS
1	61134-90J20	SEAL, SIDE COVER	1	
2	61810-90J10-0EP	COVER, SIDE STBD (BLACK)	1	
3	61817-89J00	PLUG, SIDE COVER	1	
4	61820-90J10-0EP	COVER, SIDE PORT (BLACK)	1	
5	61827-90J00	HOLDER, SIDE COVER	1	
6	61831-90J12-0EP	PANEL, FRONT (BLACK)	1	
7	09118-08127	BOLT (8X40)	2	
8	09136-06148	SCREW (6X35)	7	
9	09136-06149	SCREW (6X55)	2	
10	09169-08039	WASHER	2	
11	09320-11013	CUSHION	2	
12	09321-08022	CUSHION	2	
13	09409-05302-5PK	CLIP (BLACK)	2	
14	61633-90J02-0EP	LEVER, HOOK REAR (BLACK)	1	
15	61633-90J02-0EP	LEVER, HOOK REAR (BLACK)	1	
16	61637-90J10	HOOK, ENGINE COVER REAR STBD	1	
17	61638-90J10	HOOK, ENGINE COVER REAR PORT	1	
18	61641-87D00	HOOK, ENGINE COVER FR	1	
19	61645-90J01-0EP	LEVER, HOOK FR (BLACK)	1	
20	09116-06127	BOLT (6X12)	3	
21	09160-13014	WASHER (13.2X25X1)	3	
22	09164-14008	WASHER	3	
23	09307-13006	BUSH	1	FRONT
24	09306-13008	BUSH	2	REAR
25	61124-90J30	GROMMET, REMOCON CABLE	1	
26	09407-25402	CLAMP (L:248)	1	
27	01550-06167	BOLT	2	
28	67341-90J32	HOLDER, REMOCON CABLE	1	
29	67343-90J20	STOPPER, REMOCON CABLE	1	
30	67344-90J00	CUSHION, REMOCON CABLE HLDR	1	
31	01580-08257	BOLT	1	
32	09403-20308	CLAMP	1	

FIG.105

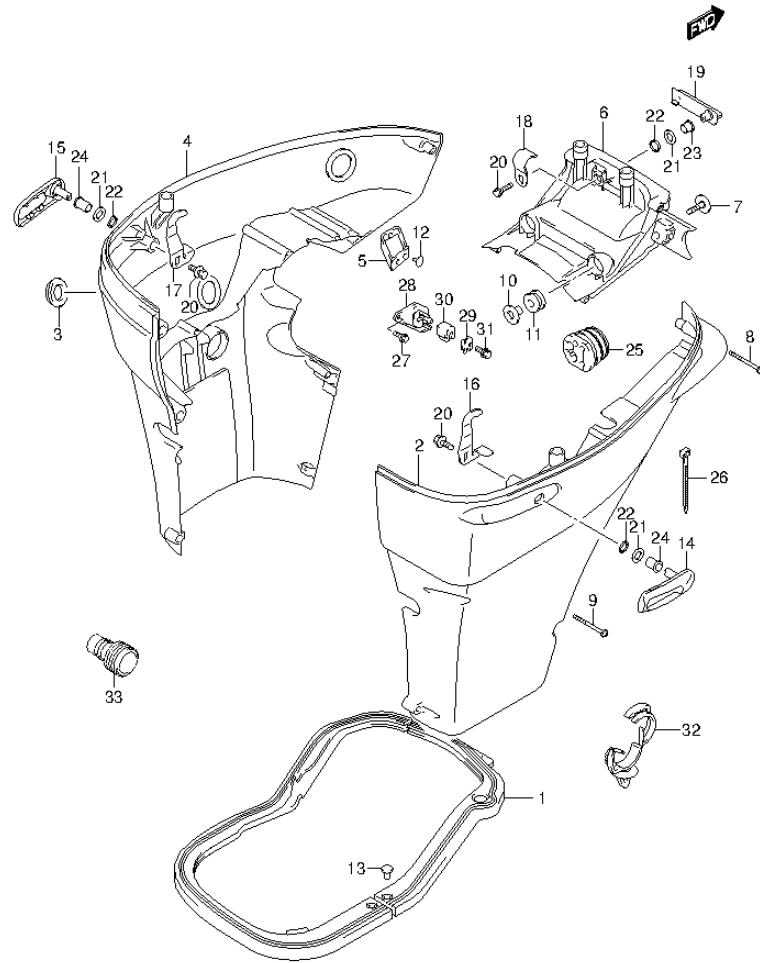
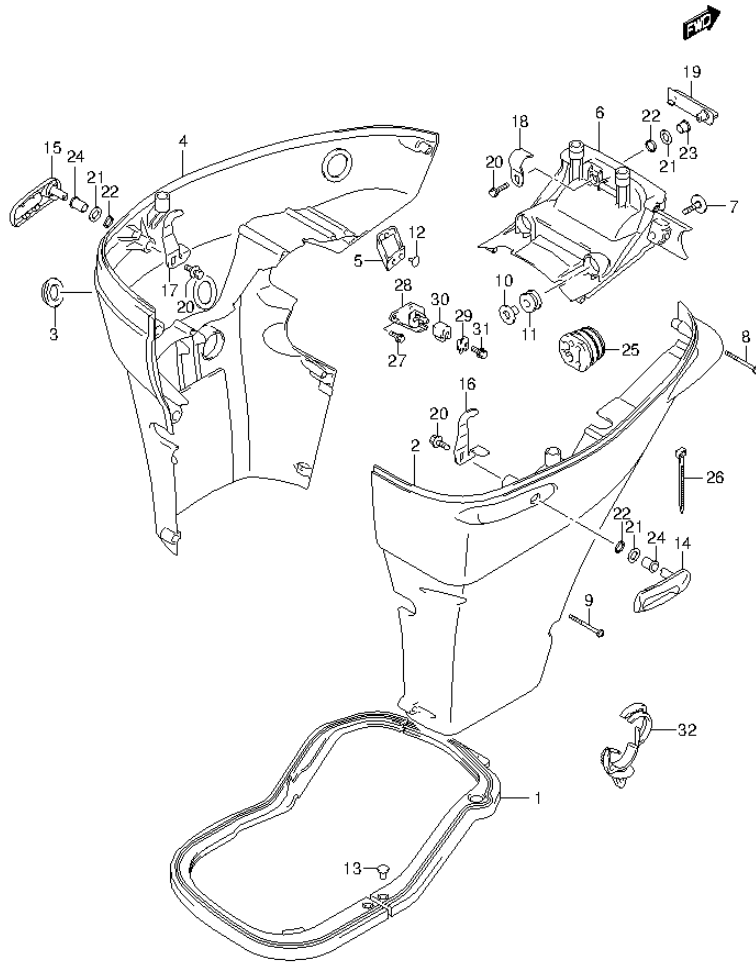


FIG.105 (1-J-15) SIDE COVER (DF100AT E40)

REF NO.	PART NO.	DESCRIPTION	Q'TY	REMARKS
1	61134-90J20	SEAL, SIDE COVER	1	
2	61810-90J10-0EP	COVER, SIDE STBD (BLACK)	1	
3	61817-89J00	PLUG, SIDE COVER	1	
4	61820-90J10-0EP	COVER, SIDE PORT (BLACK)	1	
5	61827-90J00	HOLDER, SIDE COVER	1	
6	61831-90J12-0EP	PANEL, FRONT (BLACK)	1	
7	09118-08127	BOLT (8X40)	2	
8	09136-06148	SCREW (6X35)	7	
9	09136-06149	SCREW (6X55)	2	
10	09169-08039	WASHER	2	
11	09320-11013	CUSHION	2	
12	09321-08022	CUSHION	2	
13	09409-05302-5PK	CLIP (BLACK)	2	
14	61633-90J02-0EP	LEVER, HOOK REAR (BLACK)	1	
15	61633-90J02-0EP	LEVER, HOOK REAR (BLACK)	1	
16	61637-90J10	HOOK, ENGINE COVER REAR STBD	1	
17	61638-90J10	HOOK, ENGINE COVER REAR PORT	1	
18	61641-87D00	HOOK, ENGINE COVER FR	1	
19	61645-90J01-0EP	LEVER, HOOK FR (BLACK)	1	
20	09116-06127	BOLT (6X12)	3	
21	09160-13014	WASHER (13.2X25X1)	3	
22	09164-14008	WASHER	3	
23	09307-13006	BUSH	1	FRONT
24	09306-13008	BUSH	2	REAR
25	61124-90J30	GROMMET, REMOCON CABLE	1	
26	09407-25402	CLAMP (L:248)	1	
27	01550-06167	BOLT	2	
28	67341-90J32	HOLDER, REMOCON CABLE	1	
29	67343-90J20	STOPPER, REMOCON CABLE	1	
30	67344-90J00	CUSHION, REMOCON CABLE HLDR	1	
31	01580-08257	BOLT	1	
32	09403-20308	CLAMP	1	
33	17917-87L00	CONNECTOR, FLUSH WATER	1	

FIG.106

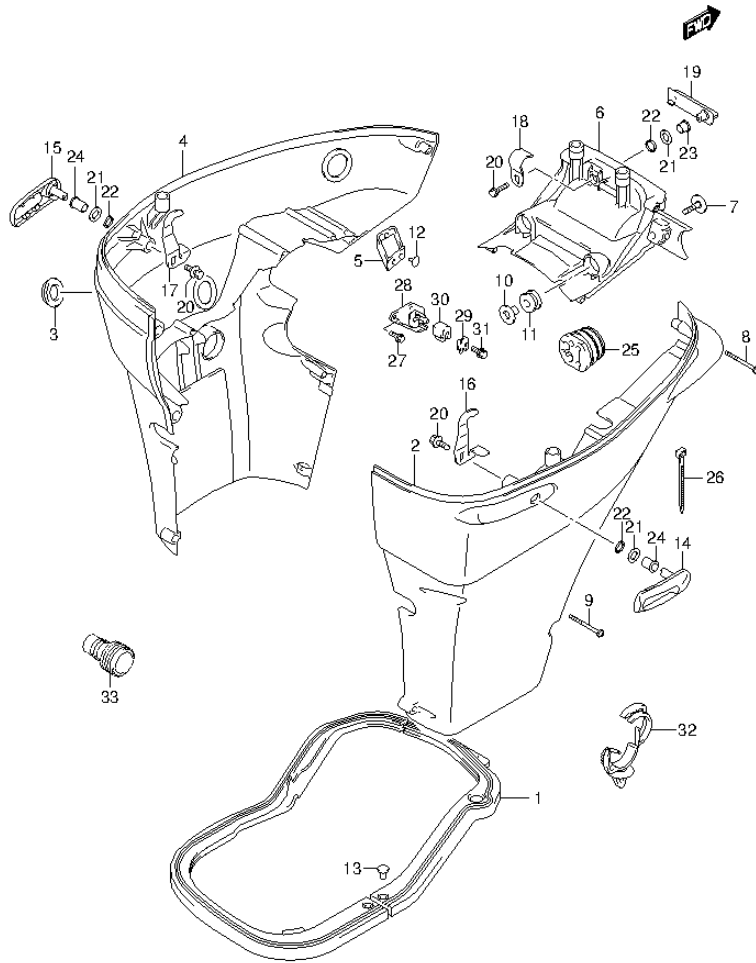
FIG.106 (1-K-2) SIDE COVER (DF115AT E01)



REF NO.	PART NO.	DESCRIPTION	Q'TY	REMARKS
1	61134-90J20	SEAL, SIDE COVER	1	
2	61810-90J10-0EP	COVER, SIDE STBD (BLACK)	1	
3	61817-89J00	PLUG, SIDE COVER	1	
4	61820-90J10-0EP	COVER, SIDE PORT (BLACK)	1	
5	61827-90J00	HOLDER, SIDE COVER	1	
6	61831-90J12-0EP	PANEL, FRONT (BLACK)	1	
7	09118-08127	BOLT (8X40)	2	
8	09136-06148	SCREW (6X35)	7	
9	09136-06149	SCREW (6X55)	2	
10	09169-08039	WASHER	2	
11	09320-11013	CUSHION	2	
12	09321-08022	CUSHION	2	
13	09409-05302-5PK	CLIP (BLACK)	2	
14	61633-90J02-0EP	LEVER, HOOK REAR (BLACK)	1	
15	61633-90J02-0EP	LEVER, HOOK REAR (BLACK)	1	
16	61637-90J10	HOOK, ENGINE COVER REAR STBD	1	
17	61638-90J10	HOOK, ENGINE COVER REAR PORT	1	
18	61641-87D00	HOOK, ENGINE COVER FR	1	
19	61645-90J01-0EP	LEVER, HOOK FR (BLACK)	1	
20	09116-06127	BOLT (6X12)	3	
21	09160-13014	WASHER (13.2X25X1)	3	
22	09164-14008	WASHER	3	
23	09307-13006	BUSH	1	FRONT
24	09306-13008	BUSH	2	REAR
25	61124-90J30	GROMMET, REMOCON CABLE	1	
26	09407-25402	CLAMP (L:248)	1	
27	01550-06167	BOLT	2	
28	67341-90J32	HOLDER, REMOCON CABLE	1	
29	67343-90J20	STOPPER, REMOCON CABLE	1	
30	67344-90J00	CUSHION, REMOCON CABLE HLDR	1	
31	01580-08257	BOLT	1	
32	09403-20308	CLAMP	1	

FIG.107

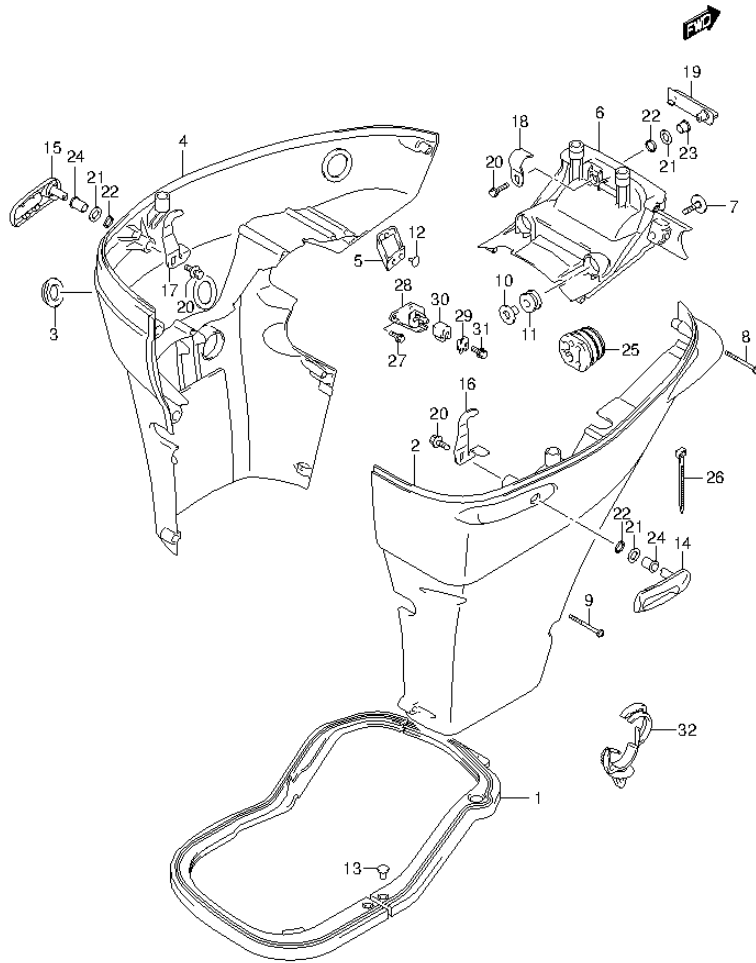
FIG.107 (1-K-3) SIDE COVER (DF115AT E40)



REF NO.	PART NO.	DESCRIPTION	Q'TY	REMARKS
1	61134-90J20	SEAL, SIDE COVER	1	
2	61810-90J10-0EP	COVER, SIDE STBD (BLACK)	1	
3	61817-89J00	PLUG, SIDE COVER	1	
4	61820-90J10-0EP	COVER, SIDE PORT (BLACK)	1	
5	61827-90J00	HOLDER, SIDE COVER	1	
6	61831-90J12-0EP	PANEL, FRONT (BLACK)	1	
7	09118-08127	BOLT (8X40)	2	
8	09136-06148	SCREW (6X35)	7	
9	09136-06149	SCREW (6X55)	2	
10	09169-08039	WASHER	2	
11	09320-11013	CUSHION	2	
12	09321-08022	CUSHION	2	
13	09409-05302-5PK	CLIP (BLACK)	2	
14	61633-90J02-0EP	LEVER, HOOK REAR (BLACK)	1	
15	61633-90J02-0EP	LEVER, HOOK REAR (BLACK)	1	
16	61637-90J10	HOOK, ENGINE COVER REAR STBD	1	
17	61638-90J10	HOOK, ENGINE COVER REAR PORT	1	
18	61641-87D00	HOOK, ENGINE COVER FR	1	
19	61645-90J01-0EP	LEVER, HOOK FR (BLACK)	1	
20	09116-06127	BOLT (6X12)	3	
21	09160-13014	WASHER (13.2X25X1)	3	
22	09164-14008	WASHER	3	
23	09307-13006	BUSH	1	FRONT
24	09306-13008	BUSH	2	REAR
25	61124-90J30	GROMMET, REMOCON CABLE	1	
26	09407-25402	CLAMP (L:248)	1	
27	01550-06167	BOLT	2	
28	67341-90J32	HOLDER, REMOCON CABLE	1	
29	67343-90J20	STOPPER, REMOCON CABLE	1	
30	67344-90J00	CUSHION, REMOCON CABLE HLDR	1	
31	01580-08257	BOLT	1	
32	09403-20308	CLAMP	1	
33	17917-87L00	CONNECTOR, FLUSH WATER	1	

FIG.108

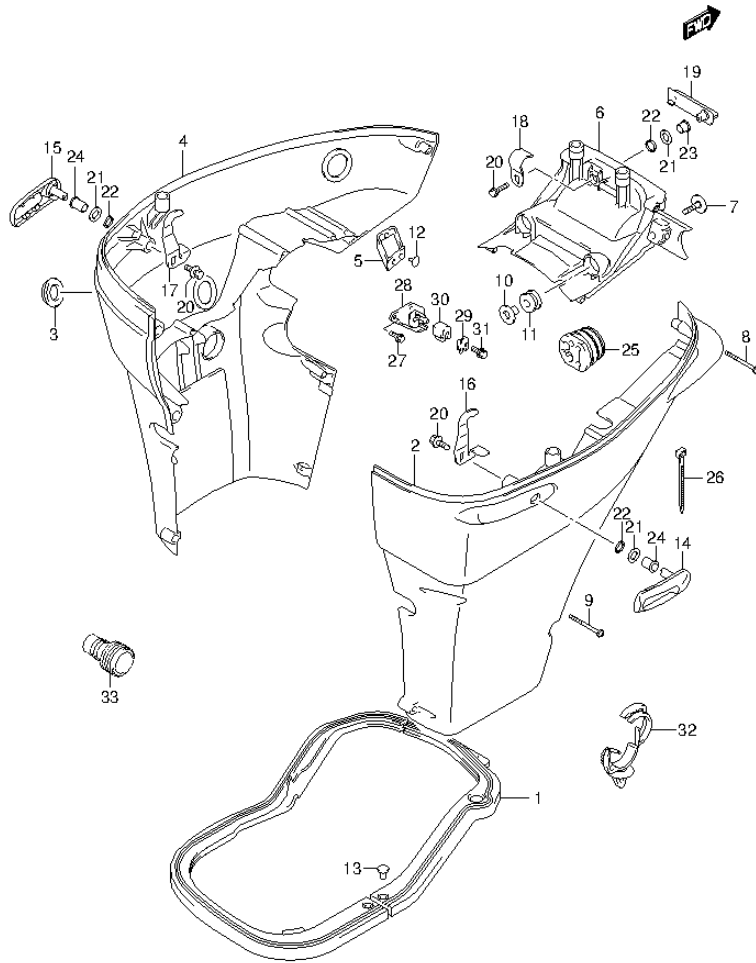
FIG.108 (1-K-4) SIDE COVER (DF115AZ E01)



REF NO.	PART NO.	DESCRIPTION	Q'TY	REMARKS
1	61134-90J20	SEAL, SIDE COVER	1	
2	61810-90J10-0EP	COVER, SIDE STBD (BLACK)	1	
3	61817-89J00	PLUG, SIDE COVER	1	
4	61820-90J10-0EP	COVER, SIDE PORT (BLACK)	1	
5	61827-90J00	HOLDER, SIDE COVER	1	
6	61831-90J12-0EP	PANEL, FRONT (BLACK)	1	
7	09118-08127	BOLT (8X40)	2	
8	09136-06148	SCREW (6X35)	7	
9	09136-06149	SCREW (6X55)	2	
10	09169-08039	WASHER	2	
11	09320-11013	CUSHION	2	
12	09321-08022	CUSHION	2	
13	09409-05302-5PK	CLIP (BLACK)	2	
14	61633-90J02-0EP	LEVER, HOOK REAR (BLACK)	1	
15	61633-90J02-0EP	LEVER, HOOK REAR (BLACK)	1	
16	61637-90J10	HOOK, ENGINE COVER REAR STBD	1	
17	61638-90J10	HOOK, ENGINE COVER REAR PORT	1	
18	61641-87D00	HOOK, ENGINE COVER FR	1	
19	61645-90J01-0EP	LEVER, HOOK FR (BLACK)	1	
20	09116-06127	BOLT (6X12)	3	
21	09160-13014	WASHER (13.2X25X1)	3	
22	09164-14008	WASHER	3	
23	09307-13006	BUSH	1	FRONT
24	09306-13008	BUSH	2	REAR
25	61124-90J30	GROMMET, REMOCON CABLE	1	
26	09407-25402	CLAMP (L:248)	1	
27	01550-06167	BOLT	2	
28	67341-90J32	HOLDER, REMOCON CABLE	1	
29	67343-90J20	STOPPER, REMOCON CABLE	1	
30	67344-90J00	CUSHION, REMOCON CABLE HLDR	1	
31	01580-08257	BOLT	1	
32	09403-20308	CLAMP	1	

FIG.109

FIG.109 (1-K-5) SIDE COVER (DF115AZ E40)



REF NO.	PART NO.	DESCRIPTION	Q'TY	REMARKS
1	61134-90J20	SEAL, SIDE COVER	1	
2	61810-90J10-0EP	COVER, SIDE STBD (BLACK)	1	
3	61817-89J00	PLUG, SIDE COVER	1	
4	61820-90J10-0EP	COVER, SIDE PORT (BLACK)	1	
5	61827-90J00	HOLDER, SIDE COVER	1	
6	61831-90J12-0EP	PANEL, FRONT (BLACK)	1	
7	09118-08127	BOLT (8X40)	2	
8	09136-06148	SCREW (6X35)	7	
9	09136-06149	SCREW (6X55)	2	
10	09169-08039	WASHER	2	
11	09320-11013	CUSHION	2	
12	09321-08022	CUSHION	2	
13	09409-05302-5PK	CLIP (BLACK)	2	
14	61633-90J02-0EP	LEVER, HOOK REAR (BLACK)	1	
15	61633-90J02-0EP	LEVER, HOOK REAR (BLACK)	1	
16	61637-90J10	HOOK, ENGINE COVER REAR STBD	1	
17	61638-90J10	HOOK, ENGINE COVER REAR PORT	1	
18	61641-87D00	HOOK, ENGINE COVER FR	1	
19	61645-90J01-0EP	LEVER, HOOK FR (BLACK)	1	
20	09116-06127	BOLT (6X12)	3	
21	09160-13014	WASHER (13.2X25X1)	3	
22	09164-14008	WASHER	3	
23	09307-13006	BUSH	1	FRONT
24	09306-13008	BUSH	2	REAR
25	61124-90J30	GROMMET, REMOCON CABLE	1	
26	09407-25402	CLAMP (L:248)	1	
27	01550-06167	BOLT	2	
28	67341-90J32	HOLDER, REMOCON CABLE	1	
29	67343-90J20	STOPPER, REMOCON CABLE	1	
30	67344-90J00	CUSHION, REMOCON CABLE HLDR	1	
31	01580-08257	BOLT	1	
32	09403-20308	CLAMP	1	
33	17917-87L00	CONNECTOR, FLUSH WATER	1	

FIG.110

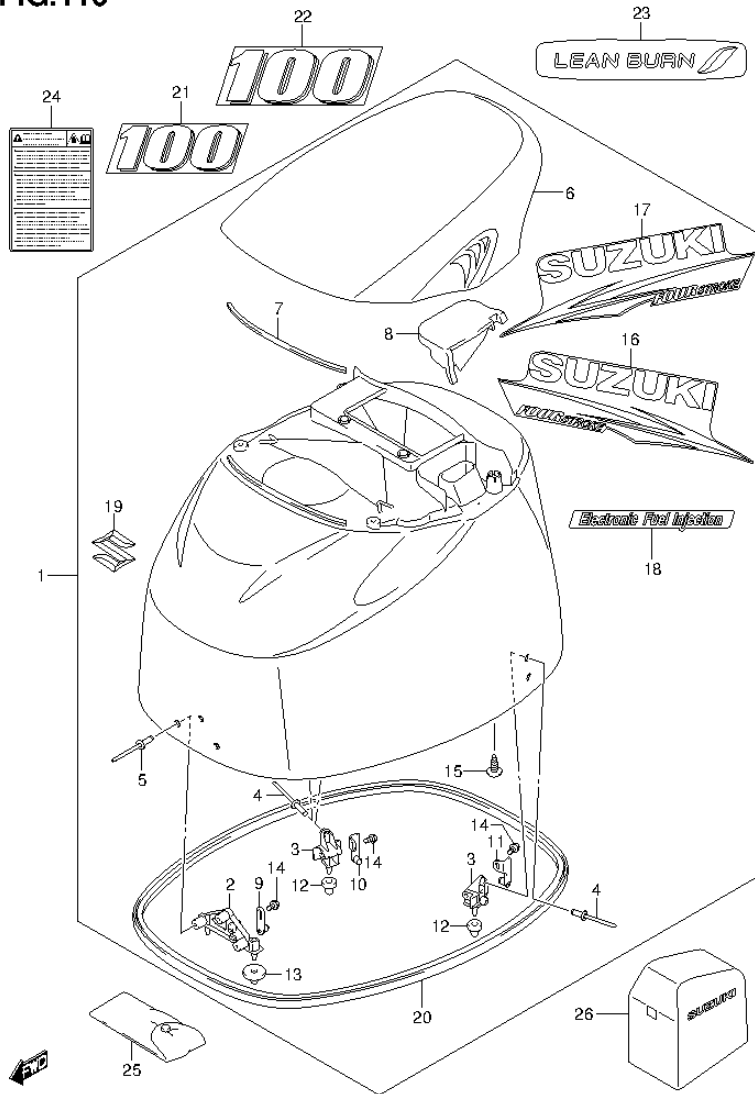


FIG.110 (1-K-6) ENGINE COVER (DF100AT E01)

REF NO.	PART NO.	DESCRIPTION	Q'TY	REMARKS
1	61400-90850-OEP	COVER SET, ENGINE (BLACK)	1	
2	61621-87D20	.BRACKET, FASTENER FRONT	1	
3	61644-90J20	.BRACKET, FASTENER REAR	2	
4	09229-04025	.RIVET	4	
5	09229-04025	.RIVET	3	
6	61431-92J10-OEP	.HANDLE, TILT UP (BLACK)	1	
7	61438-92J10	.SEAL, TILT UP HANDLE	1	
8	61439-92J10	.SEAL, TILT UP HANDLE	1	
9	61610-93J00	.FASTENER	1	
10	61680-90J01	.FASTENER, REAR STBD	1	
11	61690-90J01	.FASTENER, REAR PORT	1	
12	09329-10022	.CUSHION	2	
13	09329-10023	.CUSHION	2	
14	01550-06127	.BOLT	3	
15	03542-06169	.SCREW	4	
16	61443-87L20	.STRIPE, ENGINE COVER STBD	1	
17	61453-87L20	.STRIPE, ENGINE COVER PORT	1	
18	61446-87L12	.DECAL, EFI	1	
19	77811-63J00-OPG	.EMBLEM (S)	1	
20	61112-92J00	.RUBBER, SIDE COVER	1	
21	61422-90J22	MARK, EMBLEM FRONT (100)	1	
22	61435-90J72	MARK, EMBLEM REAR (100)	1	
23	61471-98J00	DECAL, LEAN BURN	1	
24	61458-99E70	LABEL, ENGINE COVER	1	
25	09800-81840	TOOL SET	1	
26	68110-87L00	COVER, WEATHER	1	OPT

FIG.111

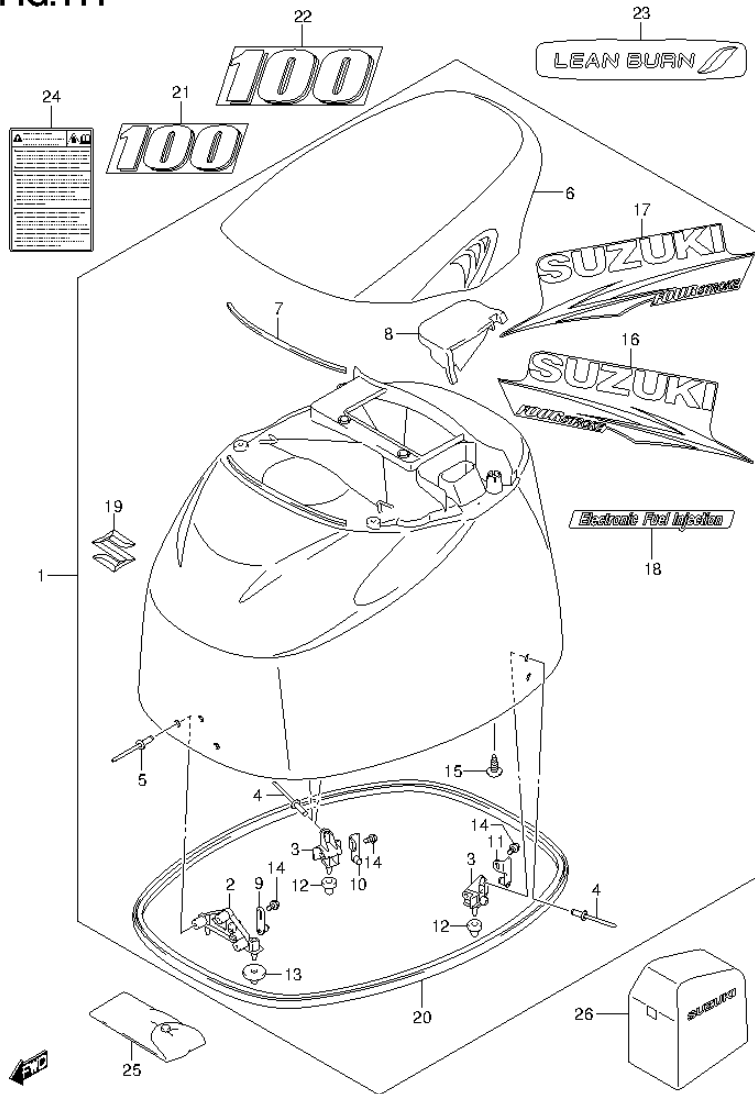


FIG.111 (1-K-7) ENGINE COVER (DF100AT E40)

REF NO.	PART NO.	DESCRIPTION	Q'TY	REMARKS
1	61400-90850-OEP	COVER SET, ENGINE (BLACK)	1	
2	61621-87D20	.BRACKET, FASTENER FRONT	1	
3	61644-90J20	.BRACKET, FASTENER REAR	2	
4	09229-04025	.RIVET	4	
5	09229-04025	.RIVET	3	
6	61431-92J10-OEP	.HANDLE, TILT UP (BLACK)	1	
7	61438-92J10	.SEAL, TILT UP HANDLE	1	
8	61439-92J10	.SEAL, TILT UP HANDLE	1	
9	61610-93J00	.FASTENER	1	
10	61680-90J01	.FASTENER, REAR STBD	1	
11	61690-90J01	.FASTENER, REAR PORT	1	
12	09329-10022	.CUSHION	2	
13	09329-10023	.CUSHION	2	
14	01550-06127	.BOLT	3	
15	03542-06169	.SCREW	4	
16	61443-87L20	.STRIPE, ENGINE COVER STBD	1	
17	61453-87L20	.STRIPE, ENGINE COVER PORT	1	
18	61446-87L12	.DECAL, EFI	1	
19	77811-63J00-OPG	.EMBLEM (S)	1	
20	61112-92J00	.RUBBER, SIDE COVER	1	
21	61422-90J22	MARK, EMBLEM FRONT (100)	1	
22	61435-90J72	MARK, EMBLEM REAR (100)	1	
23	61471-98J00	DECAL, LEAN BURN	1	
24	61458-99E70	LABEL, ENGINE COVER	1	
25	09800-81840	TOOL SET	1	
26	68110-87L00	COVER, WEATHER	1	OPT

FIG.112

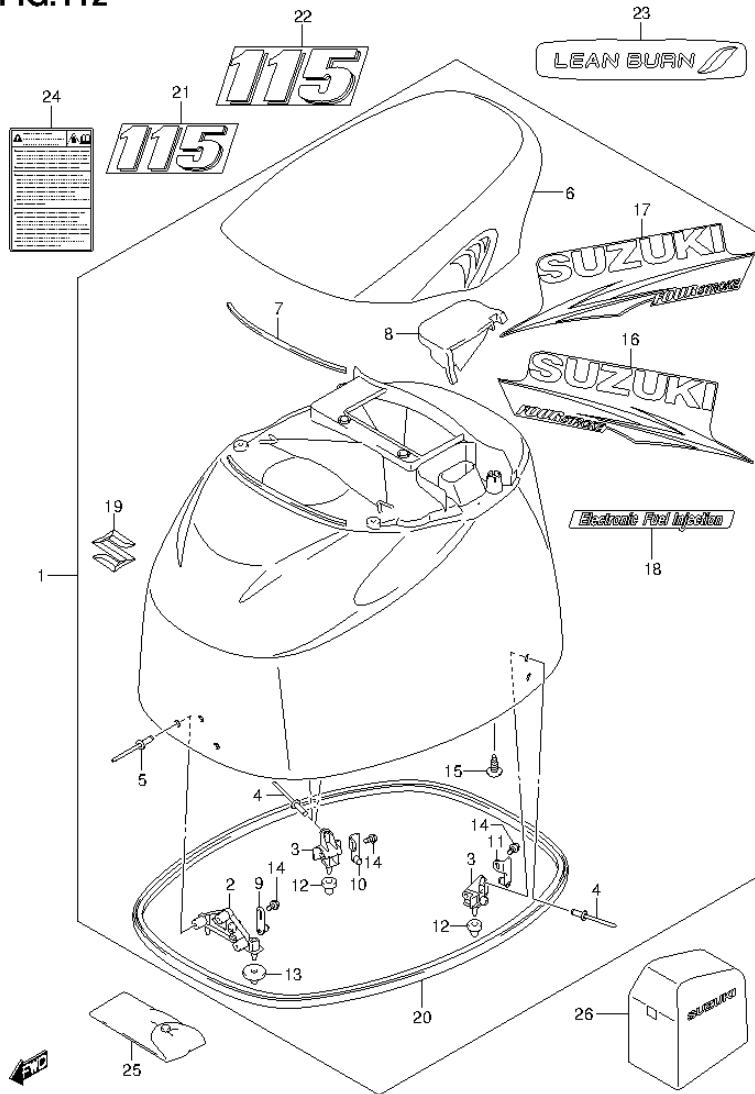


FIG.112 (1-K-8) ENGINE COVER (DF115AT E01)

REF NO.	PART NO.	DESCRIPTION	Q'TY	REMARKS
1	61400-90850-OEP	COVER SET, ENGINE (BLACK)	1	
2	61621-87D20	.BRACKET, FASTENER FRONT	1	
3	61644-90J20	.BRACKET, FASTENER REAR	2	
4	09229-04025	.RIVET	4	
5	09229-04025	.RIVET	3	
6	61431-92J10-OEP	.HANDLE, TILT UP (BLACK)	1	
7	61438-92J10	.SEAL, TILT UP HANDLE	1	
8	61439-92J10	.SEAL, TILT UP HANDLE	1	
9	61610-93J00	.FASTENER	1	
10	61680-90J01	.FASTENER, REAR STBD	1	
11	61690-90J01	.FASTENER, REAR PORT	1	
12	09329-10022	.CUSHION	2	
13	09329-10023	.CUSHION	2	
14	01550-06127	.BOLT	3	
15	03542-06169	.SCREW	4	
16	61443-87L20	.STRIPE, ENGINE COVER STBD	1	
17	61453-87L20	.STRIPE, ENGINE COVER PORT	1	
18	61446-87L12	.DECAL, EFI	1	
19	77811-63J00-OPG	.EMBLEM (S)	1	
20	61112-92J00	.RUBBER, SIDE COVER	1	
21	61422-90J32	MARK, EMBLEM FRONT (115)	1	
22	61435-90J82	MARK, EMBLEM REAR (115)	1	
23	61471-98J00	DECAL, LEAN BURN	1	
24	61458-99E70	LABEL, ENGINE COVER	1	
25	09800-81840	TOOL SET	1	
26	68110-87L00	COVER, WEATHER	1	OPT

FIG.113

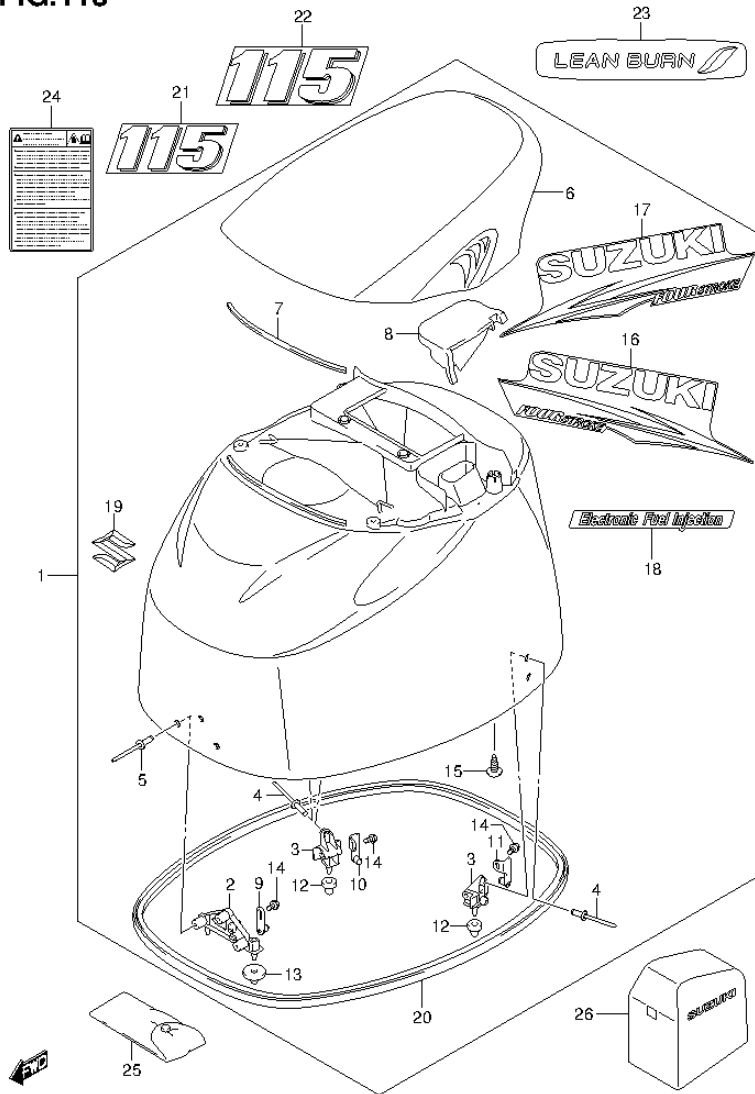


FIG.113 (1-K-9) ENGINE COVER (DF115AT E40)

REF NO.	PART NO.	DESCRIPTION	Q'TY	REMARKS
1	61400-90850-OEP	COVER SET, ENGINE (BLACK)	1	
2	61621-87D20	.BRACKET, FASTENER FRONT	1	
3	61644-90J20	.BRACKET, FASTENER REAR	2	
4	09229-04025	.RIVET	4	
5	09229-04025	.RIVET	3	
6	61431-92J10-OEP	.HANDLE, TILT UP (BLACK)	1	
7	61438-92J10	.SEAL, TILT UP HANDLE	1	
8	61439-92J10	.SEAL, TILT UP HANDLE	1	
9	61610-93J00	.FASTENER	1	
10	61680-90J01	.FASTENER, REAR STBD	1	
11	61690-90J01	.FASTENER, REAR PORT	1	
12	09329-10022	.CUSHION	2	
13	09329-10023	.CUSHION	2	
14	01550-06127	.BOLT	3	
15	03542-06169	.SCREW	4	
16	61443-87L20	.STRIPE, ENGINE COVER STBD	1	
17	61453-87L20	.STRIPE, ENGINE COVER PORT	1	
18	61446-87L12	.DECAL, EFI	1	
19	77811-63J00-OPG	.EMBLEM (S)	1	
20	61112-92J00	.RUBBER, SIDE COVER	1	
21	61422-90J32	MARK, EMBLEM FRONT (115)	1	
22	61435-90J82	MARK, EMBLEM REAR (115)	1	
23	61471-98J00	DECAL, LEAN BURN	1	
24	61458-99E70	LABEL, ENGINE COVER	1	
25	09800-81840	TOOL SET	1	
26	68110-87L00	COVER, WEATHER	1	OPT

FIG.114

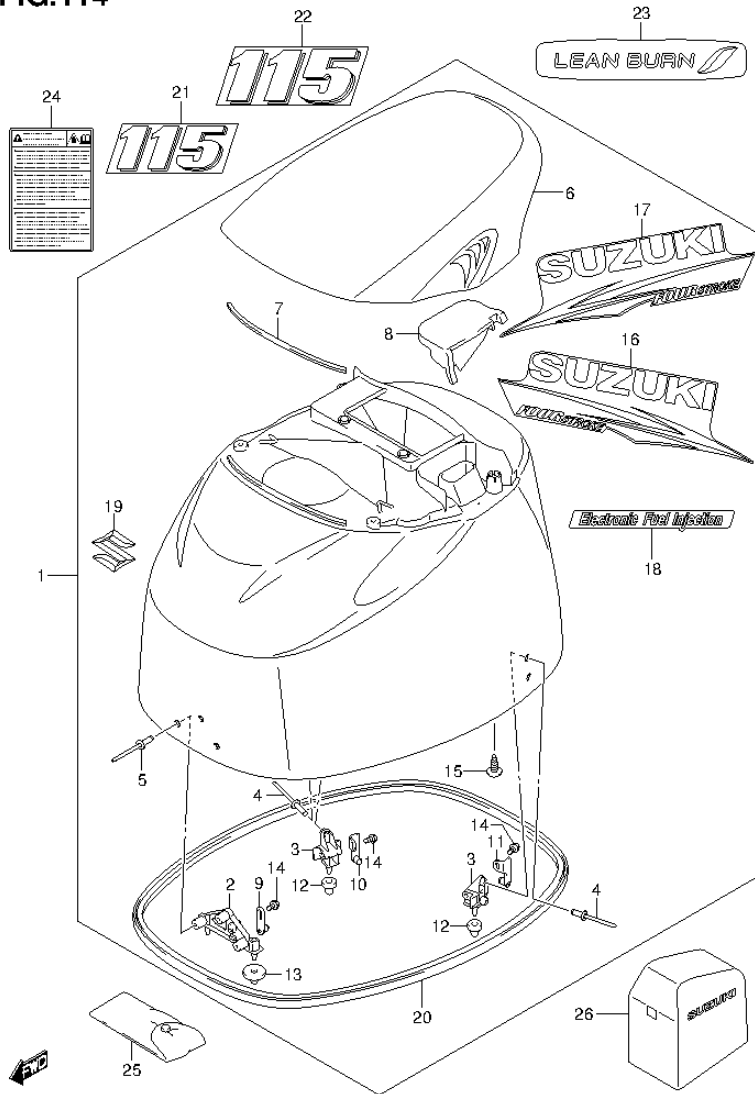


FIG.114 (1-K-10) ENGINE COVER (DF115AZ E01)

REF NO.	PART NO.	DESCRIPTION	Q'TY	REMARKS
1	61400-90850-OEP	COVER SET, ENGINE (BLACK)	1	
2	61621-87D20	.BRACKET, FASTENER FRONT	1	
3	61644-90J20	.BRACKET, FASTENER REAR	2	
4	09229-04025	.RIVET	4	
5	09229-04025	.RIVET	3	
6	61431-92J10-OEP	.HANDLE, TILT UP (BLACK)	1	
7	61438-92J10	.SEAL, TILT UP HANDLE	1	
8	61439-92J10	.SEAL, TILT UP HANDLE	1	
9	61610-93J00	.FASTENER	1	
10	61680-90J01	.FASTENER, REAR STBD	1	
11	61690-90J01	.FASTENER, REAR PORT	1	
12	09329-10022	.CUSHION	2	
13	09329-10023	.CUSHION	2	
14	01550-06127	.BOLT	3	
15	03542-06169	.SCREW	4	
16	61443-87L20	.STRIPE, ENGINE COVER STBD	1	
17	61453-87L20	.STRIPE, ENGINE COVER PORT	1	
18	61446-87L12	.DECAL, EFI	1	
19	77811-63J00-OPG	.EMBLEM (S)	1	
20	61112-92J00	.RUBBER, SIDE COVER	1	
21	61422-90J32	MARK, EMBLEM FRONT (115)	1	
22	61435-90J82	MARK, EMBLEM REAR (115)	1	
23	61471-98J00	DECAL, LEAN BURN	1	
24	61458-99E70	LABEL, ENGINE COVER	1	
25	09800-81840	TOOL SET	1	
26	68110-87L00	COVER, WEATHER	1	OPT

FIG.115

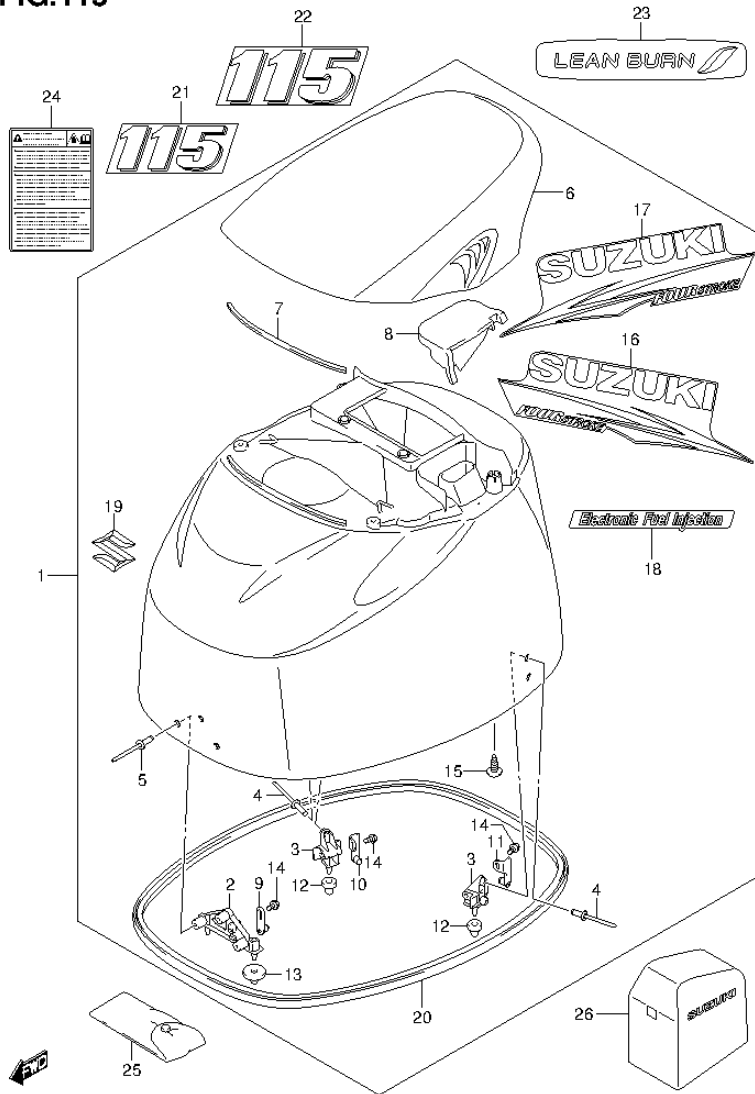


FIG.115 (1-K-11) ENGINE COVER (DF115AZ E40)

REF NO.	PART NO.	DESCRIPTION	Q'TY	REMARKS
1	61400-90850-OEP	COVER SET, ENGINE (BLACK)	1	
2	61621-87D20	.BRACKET, FASTENER FRONT	1	
3	61644-90J20	.BRACKET, FASTENER REAR	2	
4	09229-04025	.RIVET	4	
5	09229-04025	.RIVET	3	
6	61431-92J10-OEP	.HANDLE, TILT UP (BLACK)	1	
7	61438-92J10	.SEAL, TILT UP HANDLE	1	
8	61439-92J10	.SEAL, TILT UP HANDLE	1	
9	61610-93J00	.FASTENER	1	
10	61680-90J01	.FASTENER, REAR STBD	1	
11	61690-90J01	.FASTENER, REAR PORT	1	
12	09329-10022	.CUSHION	2	
13	09329-10023	.CUSHION	2	
14	01550-06127	.BOLT	3	
15	03542-06169	.SCREW	4	
16	61443-87L20	.STRIPE, ENGINE COVER STBD	1	
17	61453-87L20	.STRIPE, ENGINE COVER PORT	1	
18	61446-87L12	.DECAL, EFI	1	
19	77811-63J00-OPG	.EMBLEM (S)	1	
20	61112-92J00	.RUBBER, SIDE COVER	1	
21	61422-90J32	MARK, EMBLEM FRONT (115)	1	
22	61435-90J82	MARK, EMBLEM REAR (115)	1	
23	61471-98J00	DECAL, LEAN BURN	1	
24	61458-99E70	LABEL, ENGINE COVER	1	
25	09800-81840	TOOL SET	1	
26	68110-87L00	COVER, WEATHER	1	OPT

FIG.116

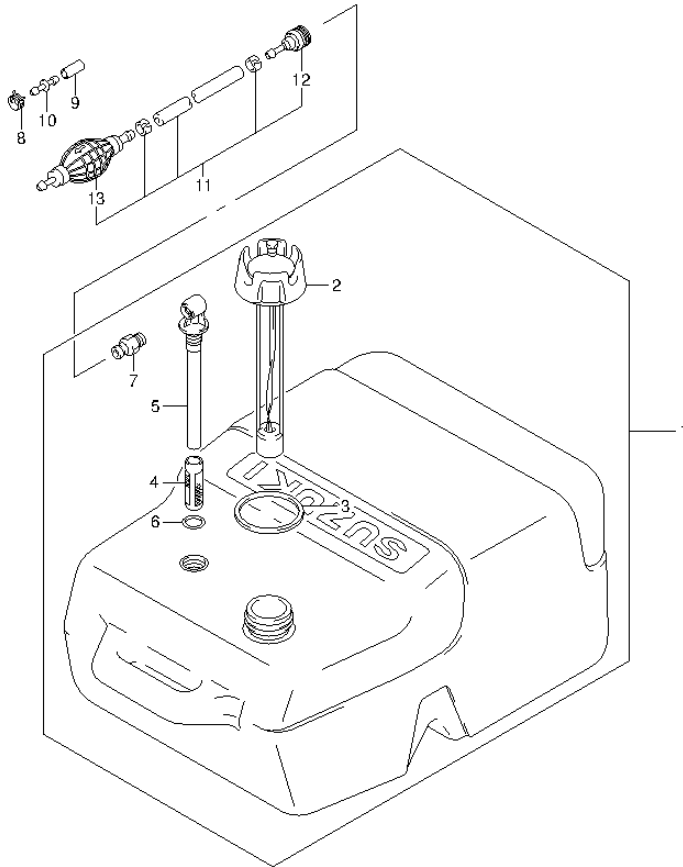


FIG.116 (1-K-12) FUEL TANK (PLASTIC)

REF NO.	PART NO.	DESCRIPTION	Q'TY	REMARKS
1	65000-95D01	TANK ASSY, FUEL (25L)	1	
2	65520-95D00	.CAP ASSY, FUEL TANK	1	
3	65561-95D00	.GASKET, TANK CAP	1	
4	65831-95D00	.FILTER, OUTLET	1	
5	65890-95D00	.OUTLET ASSY	1	
6	65892-95D00	.O RING, FUEL OUTLET	1	
7	65740-95D01	.PLUG, FUEL CONNECTOR	1	
8	09401-11423	CLIP	1	
9	09251-07003	CAP	1	
10	09367-08001	JOINT	1	
11	65700-90J13	HOSE, FUEL (TANK TO ENGINE)	1	
12	65750-95500	.SOCKET, FUEL HOSE	1	
13	65770-90J10	.PUMP, SQUEEZE	1	

FIG.117

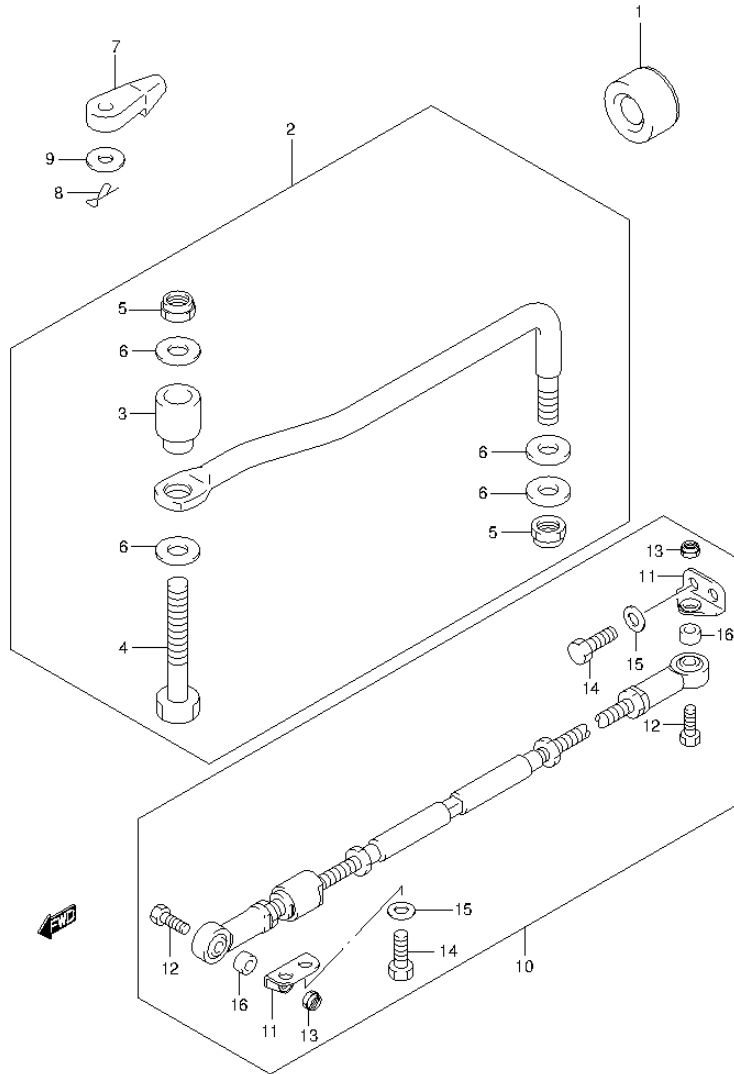
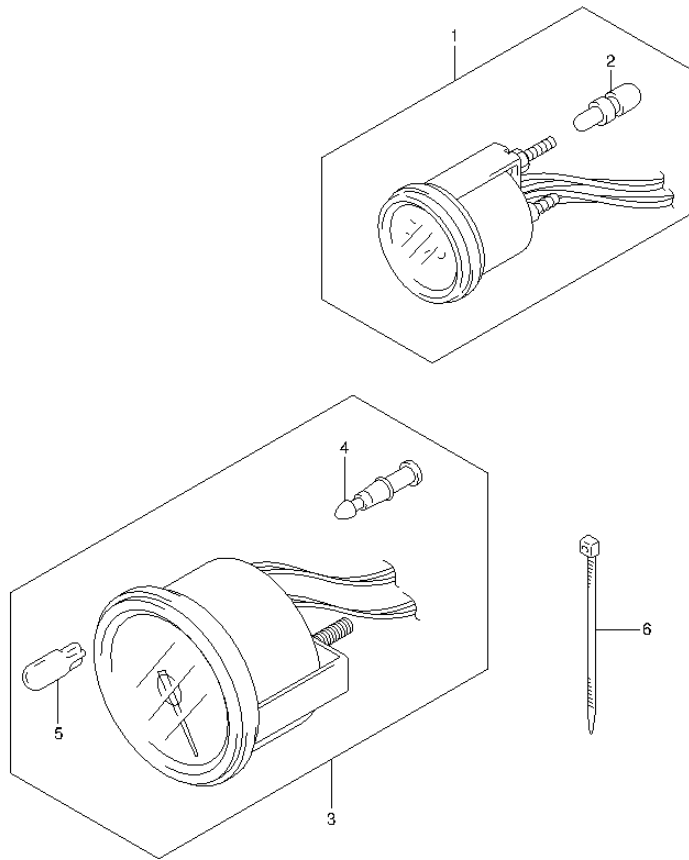


FIG.117 (1-K-13) DRAG LINK

REF NO.	PART NO.	DESCRIPTION	Q'TY	REMARKS
1	41161-94400	SEAL, STEERING CABLE	1	
2	67701-90J00	LINK, DRAG	1	
3	67721-99E00	.SPACER	1	
4	67725-99E00	.BOLT, DRAG LINK	1	
5	67726-99E00	.NUT	2	
6	67728-99E00	.WASHER	4	
7	67467-89J01	CONNECTOR, REMOCON CABLE	2	
8	09385-06012	CLIP	2	
9	09160-06055	WASHER (7X12X1)	2	
10	67600-90J00	KIT, TIE ROD	1	OPT
11	67631-90J00	.BRACKET, TIE ROD	2	OPT
12	67725-99E10	.BOLT	2	OPT
13	67726-99E00	.NUT	2	OPT
14	09100-12081	.BOLT (12X25)	4	OPT
15	09160-12066	.WASHER (12.5X22X2.5)	4	OPT
16	09180-09022	.SPACER (9.6X18X12)	2	OPT

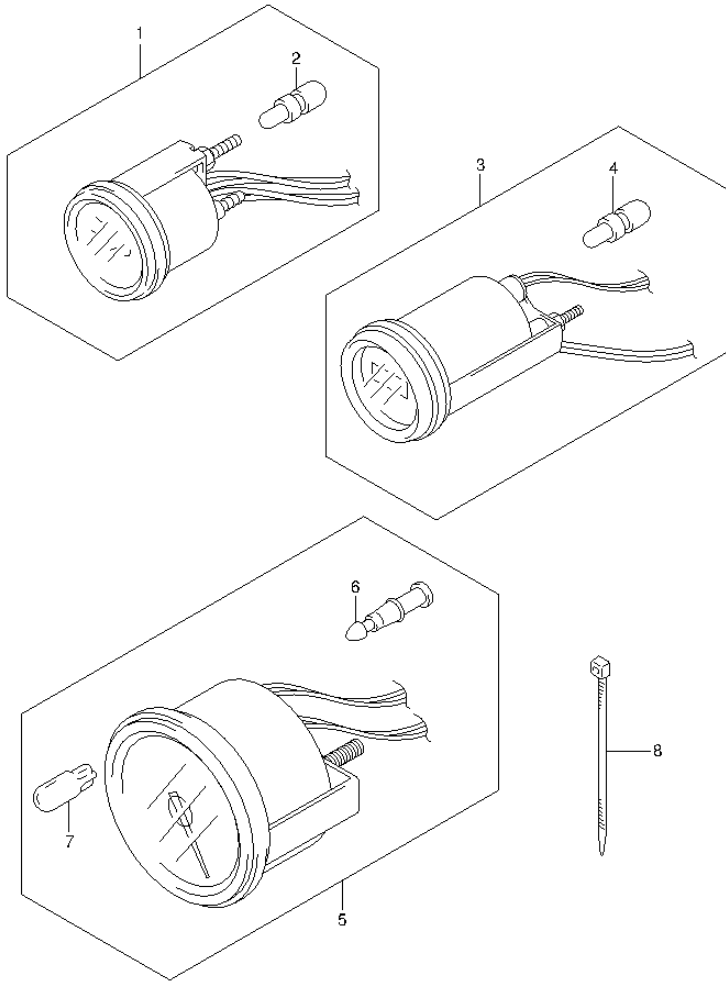
**FIG.118**



**FIG.118 (1-K-14) METER (DF100AT E01)**

REF NO.	PART NO.	DESCRIPTION	Q'TY	REMARKS
1-1	34800-93J00	METER ASSY, TRIM	1	BLACK
1-2	34800-93J11	METER ASSY, TRIM	1	WHITE
2	09471-12103	.BULB (12V, 3.4W)	1	
3-1	34200-93J00	TACHOMETER ASSY, WITH MONITOR	1	BLACK
3-2	34200-93J11	TACHOMETER ASSY, WITH MONITOR	1	WHITE
4	36615-96300	.TERMINAL, RESIN	4	
5	09471-12077	.BULB (12V, 1.7W)	1	
6	09407-10404	CLAMP (L:100)	2	

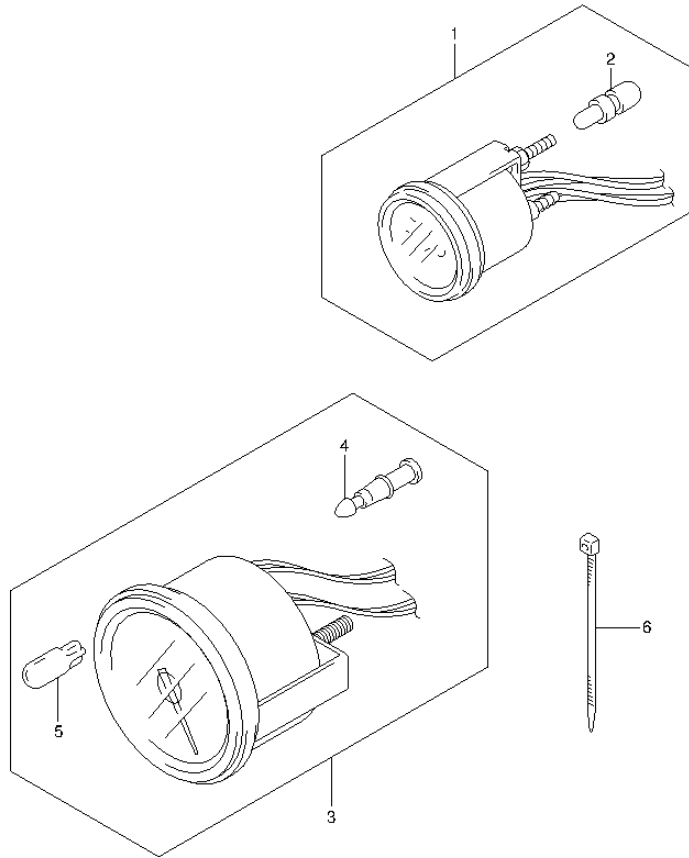
**FIG.119**



**FIG.119 (1-K-15) METER (DF100AT E40)**

REF NO.	PART NO.	DESCRIPTION	Q'TY	REMARKS
1-1	34800-93J00	METER ASSY, TRIM	1	BLACK
1-2	34800-93J11	METER ASSY, TRIM	1	WHITE
2	09471-12103	.BULB (12V, 3.4W)	1	
3-1	34500-93J00	METER ASSY, HOUR	1	BLACK
3-2	34500-93J11	METER ASSY, HOUR	1	WHITE
4	09471-12103	.BULB (12V, 3.4W)	1	
5-1	34200-93J00	TACHOMETER ASSY, WITH MONITOR	1	BLACK
5-2	34200-93J11	TACHOMETER ASSY, WITH MONITOR	1	WHITE
6	36615-96300	.TERMINAL, RESIN	4	
7	09471-12077	.BULB (12V, 1.7W)	1	
8	09407-10404	CLAMP (L:100)	2	

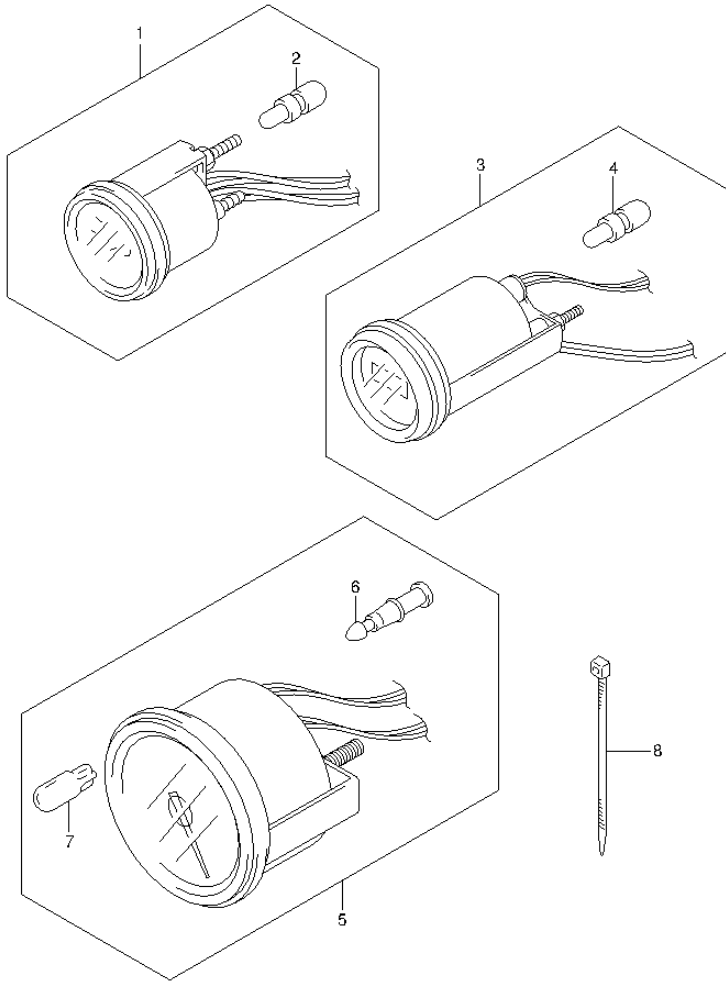
**FIG.120**



**FIG.120 (1-L-2) METER (DF115AT E01)**

REF NO.	PART NO.	DESCRIPTION	Q'TY	REMARKS
1-1	34800-93J00	METER ASSY, TRIM	1	BLACK
1-2	34800-93J11	METER ASSY, TRIM	1	WHITE
2	09471-12103	.BULB (12V, 3.4W)	1	
3-1	34200-93J00	TACHOMETER ASSY, WITH MONITOR	1	BLACK
3-2	34200-93J11	TACHOMETER ASSY, WITH MONITOR	1	WHITE
4	36615-96300	.TERMINAL, RESIN	4	
5	09471-12077	.BULB (12V, 1.7W)	1	
6	09407-10404	CLAMP (L:100)	2	

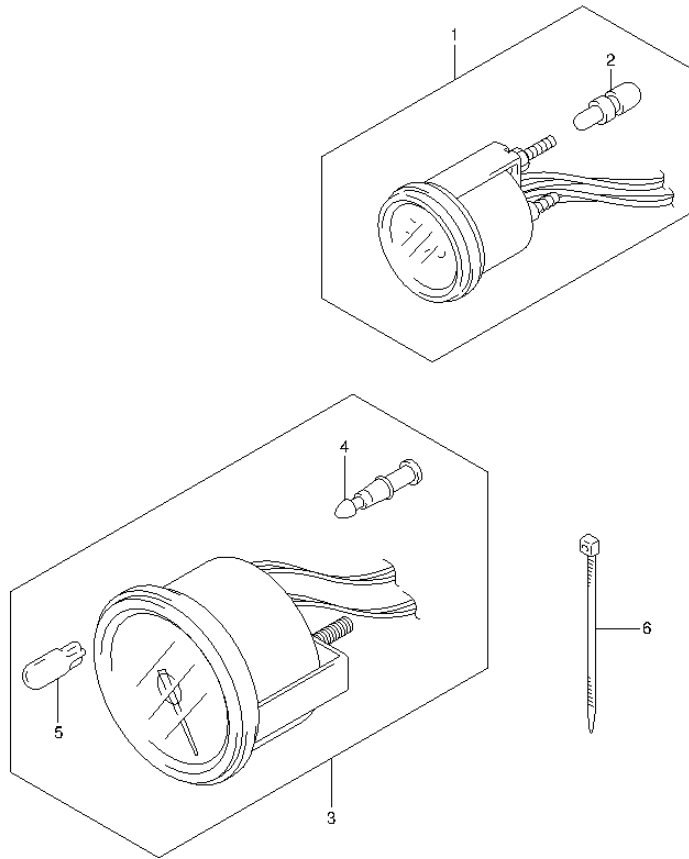
**FIG.121**



**FIG.121 (1-L-3) METER (DF115AT E40)**

REF NO.	PART NO.	DESCRIPTION	Q'TY	REMARKS
1-1	34800-93J00	METER ASSY, TRIM	1	BLACK
1-2	34800-93J11	METER ASSY, TRIM	1	WHITE
2	09471-12103	.BULB (12V, 3.4W)	1	
3-1	34500-93J00	METER ASSY, HOUR	1	BLACK
3-2	34500-93J11	METER ASSY, HOUR	1	WHITE
4	09471-12103	.BULB (12V, 3.4W)	1	
5-1	34200-93J00	TACHOMETER ASSY, WITH MONITOR	1	BLACK
5-2	34200-93J11	TACHOMETER ASSY, WITH MONITOR	1	WHITE
6	36615-96300	.TERMINAL, RESIN	4	
7	09471-12077	.BULB (12V, 1.7W)	1	
8	09407-10404	CLAMP (L:100)	2	

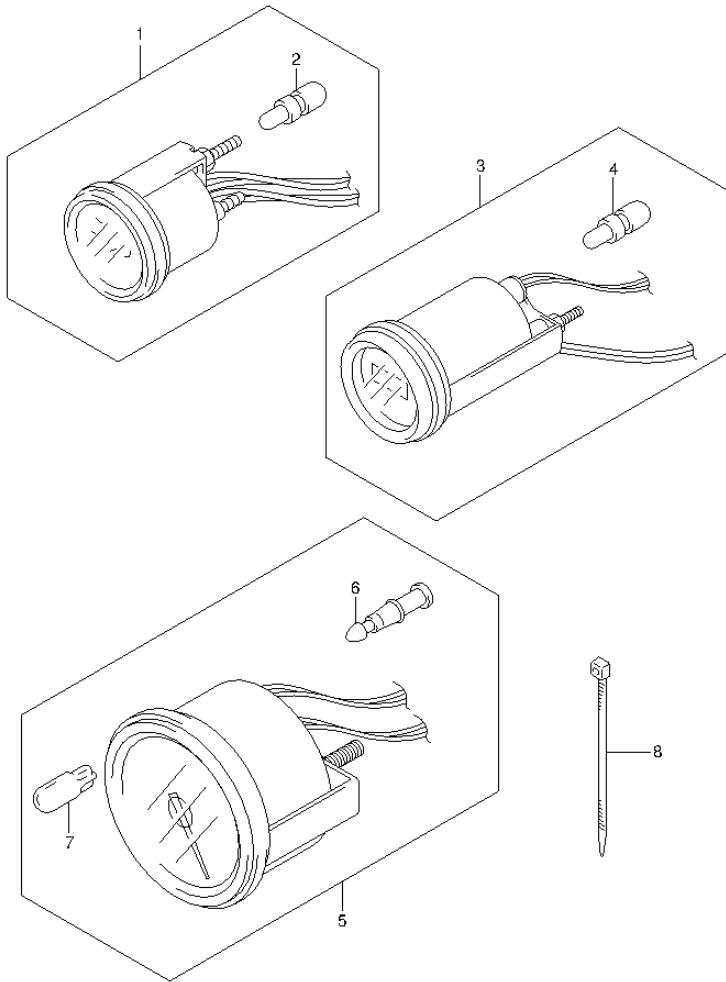
**FIG.122**



**FIG.122 (1-L-4) METER (DF115AZ E01)**

REF NO.	PART NO.	DESCRIPTION	Q'TY	REMARKS
1-1	34800-93J00	METER ASSY, TRIM	1	BLACK
1-2	34800-93J11	METER ASSY, TRIM	1	WHITE
2	09471-12103	.BULB (12V, 3.4W)	1	
3-1	34200-93J00	TACHOMETER ASSY, WITH MONITOR	1	BLACK
3-2	34200-93J11	TACHOMETER ASSY, WITH MONITOR	1	WHITE
4	36615-96300	.TERMINAL, RESIN	4	
5	09471-12077	.BULB (12V, 1.7W)	1	
6	09407-10404	CLAMP (L:100)	2	

**FIG.123**



**FIG.123 (1-L-5) METER (DF115AZ E40)**

REF NO.	PART NO.	DESCRIPTION	Q'TY	REMARKS
1-1	34800-93J00	METER ASSY, TRIM	1	BLACK
1-2	34800-93J11	METER ASSY, TRIM	1	WHITE
2	09471-12103	.BULB (12V, 3.4W)	1	
3-1	34500-93J00	METER ASSY, HOUR	1	BLACK
3-2	34500-93J11	METER ASSY, HOUR	1	WHITE
4	09471-12103	.BULB (12V, 3.4W)	1	
5-1	34200-93J00	TACHOMETER ASSY, WITH MONITOR	1	BLACK
5-2	34200-93J11	TACHOMETER ASSY, WITH MONITOR	1	WHITE
6	36615-96300	.TERMINAL, RESIN	4	
7	09471-12077	.BULB (12V, 1.7W)	1	
8	09407-10404	CLAMP (L:100)	2	

FIG.124

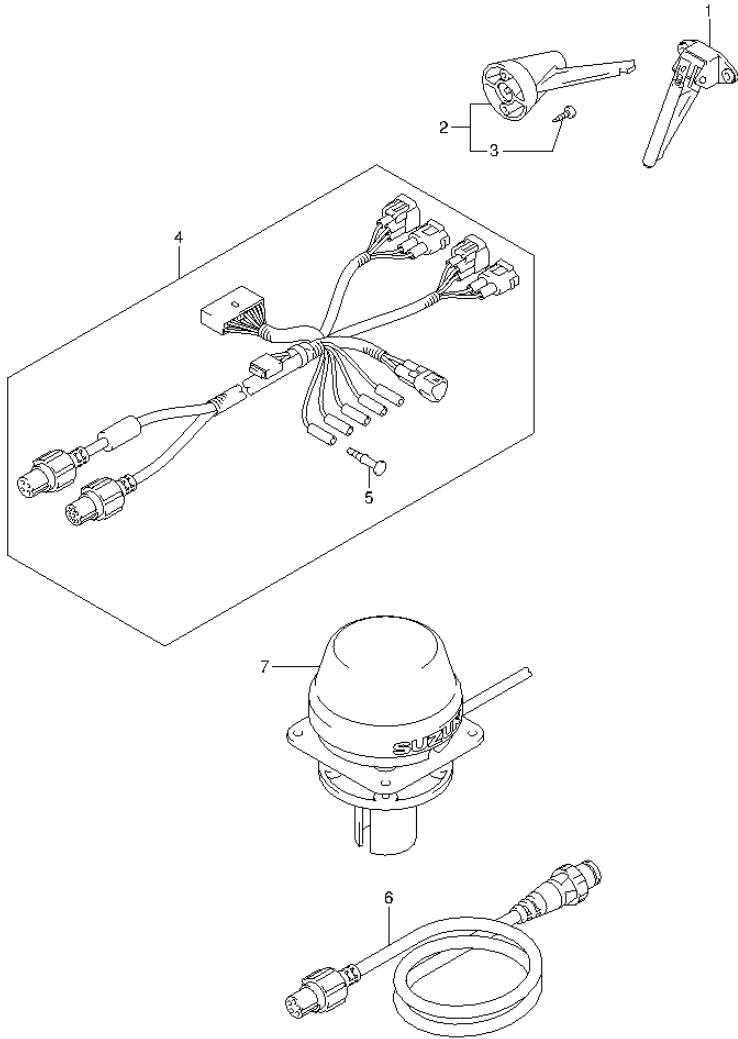


FIG.124 (1-L-6) OPT:METER (1)

REF NO.	PART NO.	DESCRIPTION	Q'TY	REMARKS
1	34190-87D00	SENDER ASSY, SPEEDOMETER	1	
2	34190-95500	SENDER ASSY, SPEEDOMETER	1	
3	03112-06303	.SCREW	2	
4	36661-87L00	ADAPTER, GAUGE	1	
5	36615-96300	.TERMINAL, RESIN	5	
6	36666-87L00	WIRE, NETWORK	1	
7	39950-87L00	MODULE ASSY, GPS RECEIVER	1	

FIG.125

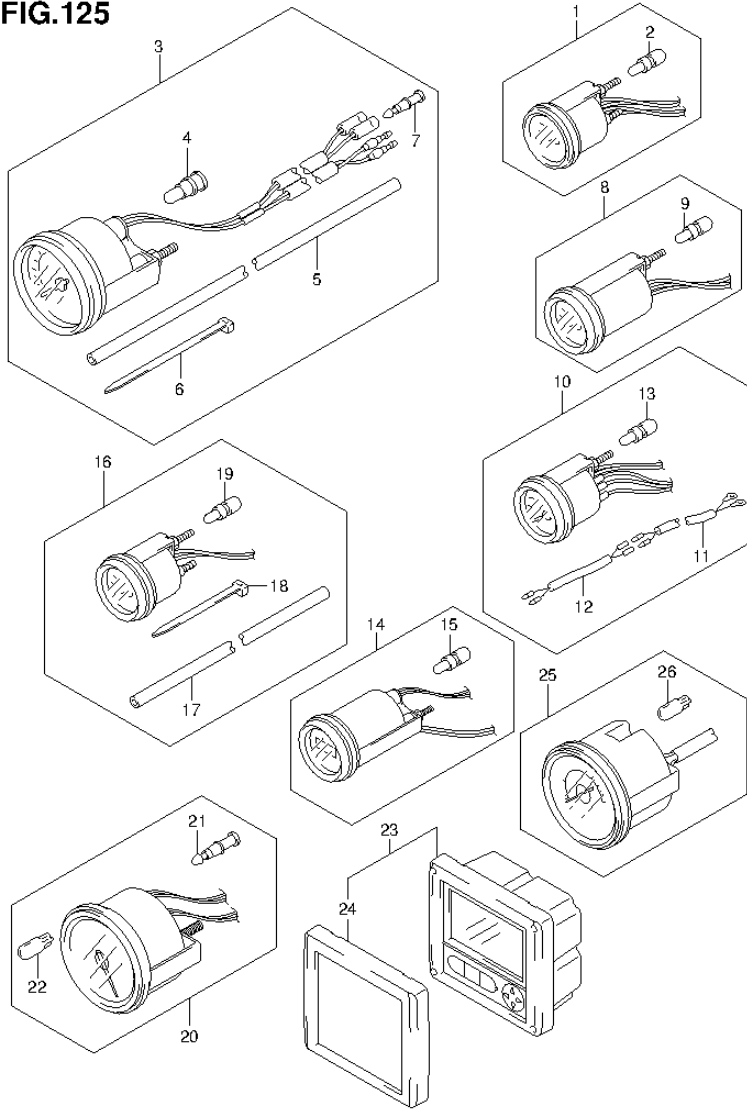
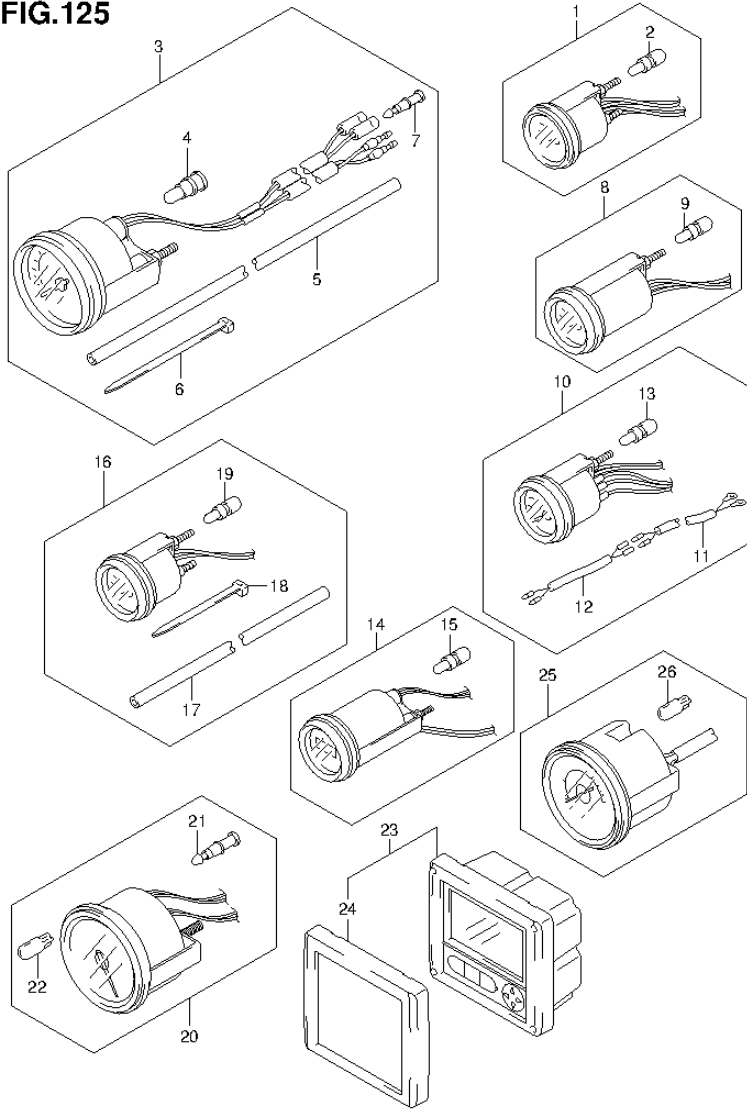


FIG.125 (1-L-7) OPT:METER (2)

REF NO.	PART NO.	DESCRIPTION	Q'TY	REMARKS
1-1	34800-93J00	METER ASSY, TRIM	1	BLACK
1-2	34800-93J11	METER ASSY, TRIM	1	WHITE
2	09471-12103	.BULB (12V, 3.4W)	1	
3-1	34100-93J00	SPEEDOMETER ASSY	1	MAX 130KM/H BLACK
3-2	34100-93J11	SPEEDOMETER ASSY	1	MAX 130KM/H WHITE
3-3	34100-93J20	SPEEDOMETER ASSY	1	MAX 80KM/H BLACK
3-4	34100-93J31	SPEEDOMETER ASSY	1	MAX 80KM/H WHITE
3-5	34100-93J40	SPEEDOMETER ASSY	1	MAX 45KNOTS BLACK
3-6	34100-93J51	SPEEDOMETER ASSY	1	MAX 45KNOTS WHITE
3-7	34100-93J60	SPEEDOMETER ASSY	1	MAX 65KNOTS WHITE
4	09471-12028	.BULB (12V, 3.4W)	1	
5	34191-92E00	.TUBE	1	
6	09407-14407	.CLAMP (L:145)	2	
7	36615-96300	.TERMINAL, RESIN	2	
8-1	34600-93J00	METER ASSY, VOLTAGE	1	BLACK
8-2	34600-93J11	METER ASSY, VOLTAGE	1	WHITE
9	09471-12103	.BULB (12V, 3.4W)	1	
10-1	34300-93J00	GAUGE ASSY, FUEL	1	BLACK
10-2	34300-93J11	GAUGE ASSY, FUEL	1	WHITE
11	34310-92E00	.LEAD, FUEL GAUGE	1	
12	34360-92E00	.ADAPTER, FUEL GAUGE	1	
13	09471-12103	.BULB (12V, 3.4W)	1	
14-1	34500-93J00	METER ASSY, HOUR	1	BLACK
14-2	34500-93J11	METER ASSY, HOUR	1	WHITE
15	09471-12103	.BULB (12V, 3.4W)	1	
16-1	34650-93J20	GAUGE ASSY, WATER PRESSURE	1	15PSI BLACK
16-2	34650-93J31	GAUGE ASSY, WATER PRESSURE	1	15PSI WHITE
17	34191-92E00	.TUBE	1	
18	09407-14407	.CLAMP (L:145)	2	
19	09471-12103	.BULB (12V, 3.4W)	1	

**FIG.125**



**FIG.125 (1-L-8) OPT:METER (2)**

REF NO.	PART NO.	DESCRIPTION	Q'TY	REMARKS
20-1	34200-93J00	TACHOMETER ASSY, WITH MONITOR	1	BLACK
20-2	34200-93J11	TACHOMETER ASSY, WITH MONITOR	1	WHITE
21	36615-96300	.TERMINAL, RESIN	4	
22	09471-12077	.BULB (12V, 1.7W)	1	
23	34200-87L10	GAUGE ASSY, MULTI	1	
24	34211-87L00	.COVER, FRONT	1	
25-1	34200-93J40	TACHOMETER ASSY, WITH MONITOR	1	BLACK
25-2	34200-93J50	TACHOMETER ASSY, WITH MONITOR	1	WHITE
26	09471-12077	.BULB (12V, 1.7W)		

FIG.126

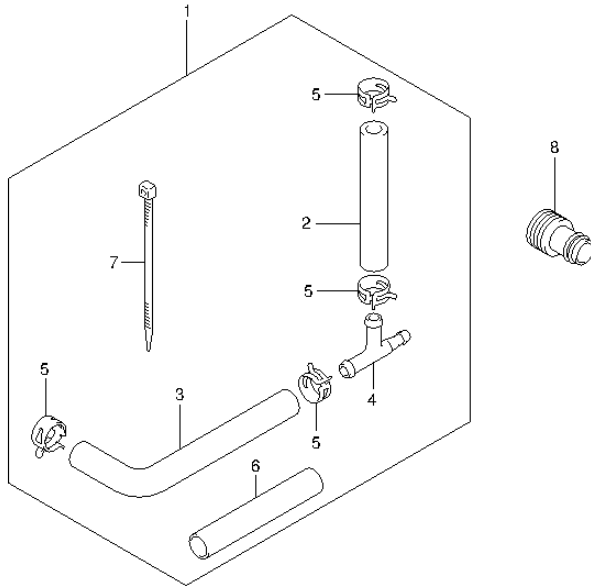
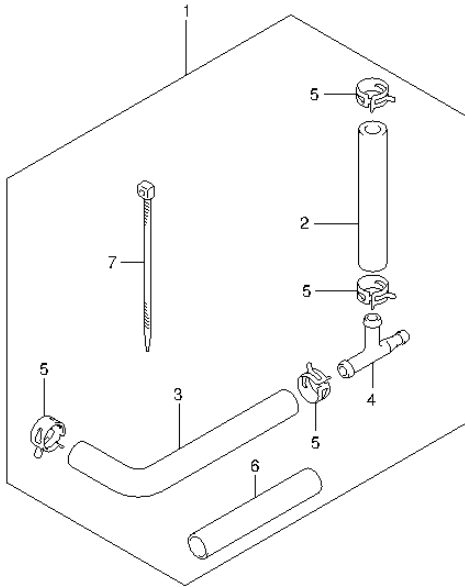


FIG.126 (1-L-9) OPT:TRIM SENDER (DF100AT E01)

REF NO.	PART NO.	DESCRIPTION	Q'TY	REMARKS
1	34660-90J02	WATER PRESS GAUGE SUB KIT	1	
2	09352-50903-600	.HOSE (5X9X600)	1	L:600->160
3	09352-50903-600	.HOSE (5X9X600)	1	L:600->210
4	09367-06006	.3 WAY	1	
5	09401-08413	.CLIP	4	
6	18498-99EA0	.PROTECTOR (L:80)	1	
7	09407-25402	.CLAMP (L:248)	1	
8	17917-87L00	CONNECTOR, FLUSH WATER	1	

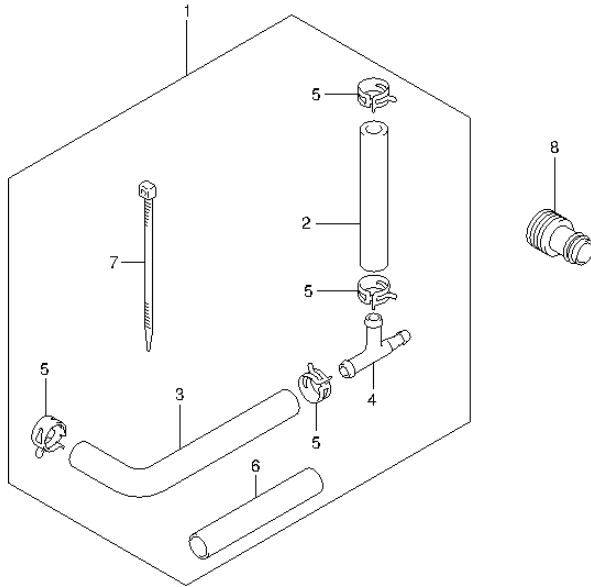
**FIG.127**



**FIG.127 (1-L-10) OPT:TRIM SENDER (DF100AT E40)**

REF NO.	PART NO.	DESCRIPTION	Q'TY	REMARKS
1	34660-90J02	WATER PRESS GAUGE SUB KIT	1	
2	09352-50903-600	.HOSE (5X9X600)	1	L:600->160
3	09352-50903-600	.HOSE (5X9X600)	1	L:600->210
4	09367-06006	.3 WAY	1	
5	09401-08413	.CLIP	4	
6	18498-99EA0	.PROTECTOR (L:80)	1	
7	09407-25402	.CLAMP (L:248)	1	

**FIG.128**



**FIG.128 (1-L-11) OPT:TRIM SENDER (DF115AT E01)**

REF NO.	PART NO.	DESCRIPTION	Q'TY	REMARKS
1	34660-90J02	WATER PRESS GAUGE SUB KIT	1	
2	09352-50903-600	.HOSE (5X9X600)	1	L:600->160
3	09352-50903-600	.HOSE (5X9X600)	1	L:600->210
4	09367-06006	.3 WAY	1	
5	09401-08413	.CLIP	4	
6	18498-99EA0	.PROTECTOR (L:80)	1	
7	09407-25402	.CLAMP (L:248)	1	
8	17917-87L00	CONNECTOR, FLUSH WATER	1	

FIG.129

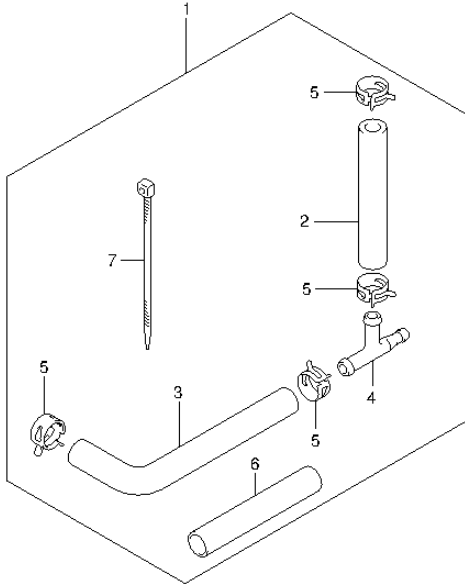
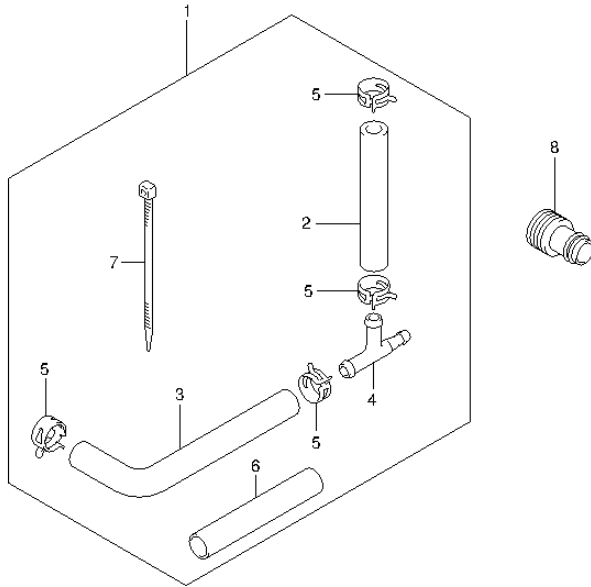


FIG.129 (1-L-12) OPT:TRIM SENDER (DF115AT E40)

REF NO.	PART NO.	DESCRIPTION	Q'TY	REMARKS
1	34660-90J02	WATER PRESS GAUGE SUB KIT	1	
2	09352-50903-600	.HOSE (5X9X600)	1	L:600->160
3	09352-50903-600	.HOSE (5X9X600)	1	L:600->210
4	09367-06006	.3 WAY	1	
5	09401-08413	.CLIP	4	
6	18498-99EA0	.PROTECTOR (L:80)	1	
7	09407-25402	.CLAMP (L:248)	1	

**FIG.130**



**FIG.130 (1-L-13) OPT:TRIM SENDER (DF115AZ E01)**

REF NO.	PART NO.	DESCRIPTION	Q'TY	REMARKS
1	34660-90J02	WATER PRESS GAUGE SUB KIT	1	
2	09352-50903-600	.HOSE (5X9X600)	1	L:600->160
3	09352-50903-600	.HOSE (5X9X600)	1	L:600->210
4	09367-06006	.3 WAY	1	
5	09401-08413	.CLIP	4	
6	18498-99EA0	.PROTECTOR (L:80)	1	
7	09407-25402	.CLAMP (L:248)	1	
8	17917-87L00	CONNECTOR, FLUSH WATER	1	

FIG.131

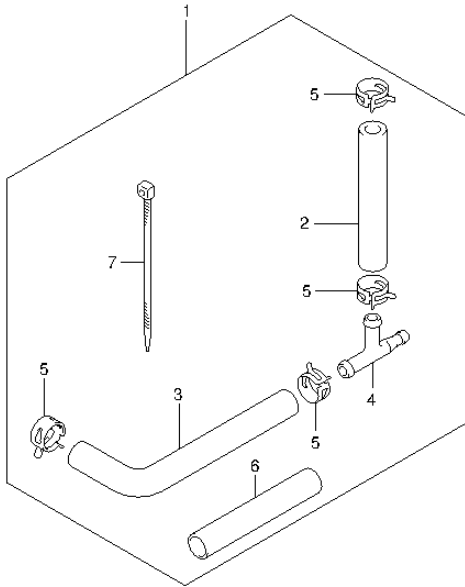


FIG.131 (1-L-14) OPT:TRIM SENDER (DF115AZ E40)

REF NO.	PART NO.	DESCRIPTION	Q'TY	REMARKS
1	34660-90J02	WATER PRESS GAUGE SUB KIT	1	
2	09352-50903-600	.HOSE (5X9X600)	1	L:600->160
3	09352-50903-600	.HOSE (5X9X600)	1	L:600->210
4	09367-06006	.3 WAY	1	
5	09401-08413	.CLIP	4	
6	18498-99EA0	.PROTECTOR (L:80)	1	
7	09407-25402	.CLAMP (L:248)	1	

FIG.132

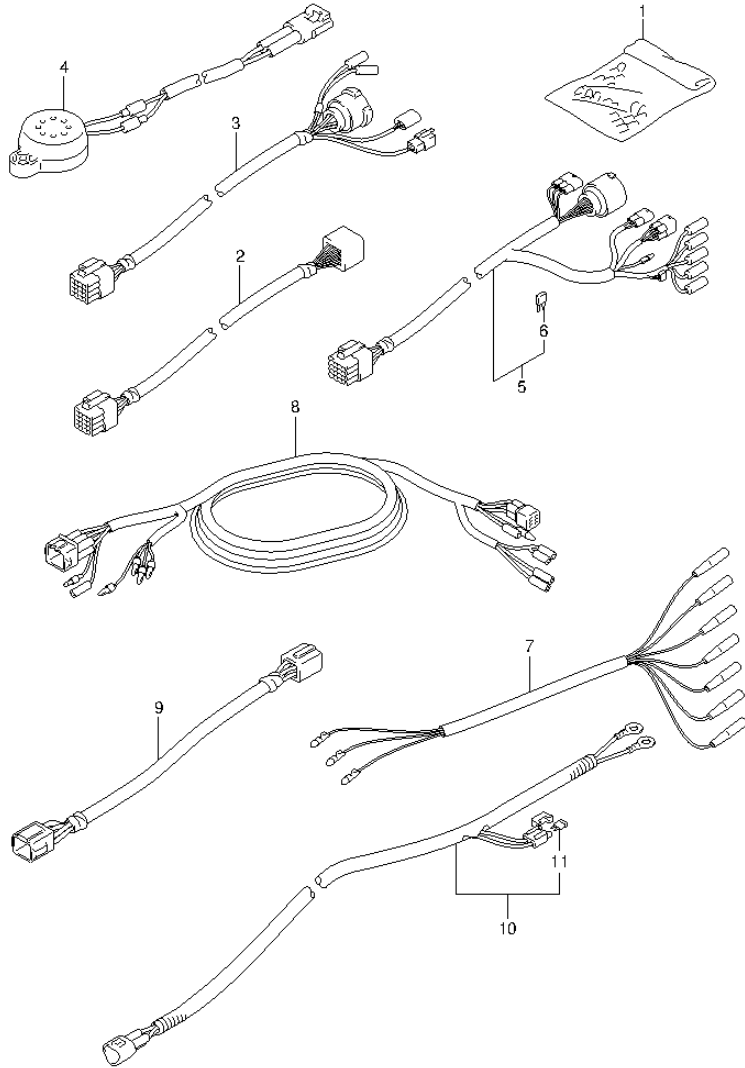


FIG.132 (1-L-15) OPT:HARNESS

REF NO.	PART NO.	DESCRIPTION	Q'TY	REMARKS
1	36990-87D00	TERMINAL & SLEEVE SET	1	
2-1	36620-93J10	WIRE ASSY, REMOCON EXTENSION	1	L:2000
2-2	36620-93J40	WIRE ASSY, REMOCON EXTENSION	1	L:3000
3	36620-93J30	WIRE ASSY, REMOCON ADAPTER	1	L:2000
4	38500-93J00	BUZZER ASSY, WARNING	1	
5-1	36620-93J02	WIRE ASSY, REMOTE CONTROL	1	L:5000
5-2	36620-93J52	WIRE ASSY, REMOTE CONTROL	1	L:3500
5-3	36620-93J62	WIRE ASSY, REMOTE CONTROL	1	L:6500
6	09481-10501	.FUSE (10A)	1	
7	36630-92E00	WIRE ASSY, INSTRUMENT	1	
8	36660-94480	WIRE, MONITOR GAUGE EXT	1	
9	36682-92E00	WIRE, MONITOR GAUGE EXT	1	
10-1	36663-98J00	HARNESS ASSY, ACTIVE HUB PWR S	1	L:2500
10-2	36663-98J10	HARNESS ASSY, ACTIVE HUB PWR L	1	L:6000
11	09481-05501	.FUSE (5A)	1	

FIG.133

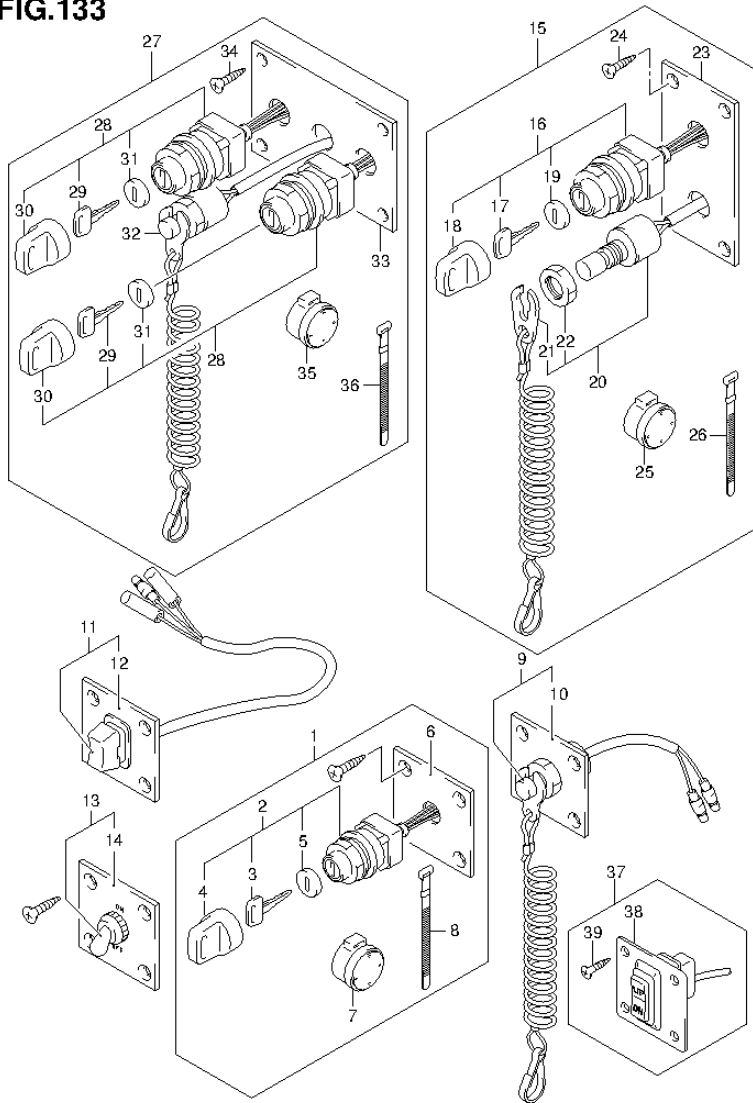


FIG.133 (2-B-2) OPT:SWITCH

REF NO.	PART NO.	DESCRIPTION	Q'TY	REMARKS
1	37100-96J00	PANEL ASSY, IGNITION SW	1	
2	37110-93J00	.SWITCH ASSY, IGNITION	1	
3-1	37141-99E00	..KEY (931)	2	
3-2	37141-99E10	..KEY (932)	2	
3-3	37141-99E20	..KEY (933)	2	
3-4	37141-99E30	..KEY (934)	2	
3-5	37141-99E40	..KEY (935)	2	
3-6	37141-99E50	..KEY (936)	2	
3-7	37141-99E60	..KEY (937)	2	
3-8	37141-99E70	..KEY (938)	2	
3-9	37141-99E80	..KEY (939)	2	
3-10	37141-99E90	..KEY (940)	2	
3-11	37141-99EA0	..KEY (941)	2	
3-12	37141-99EB0	..KEY (942)	2	
4	37143-99E00	..CAP, KEY	1	
5	37149-93J00	..CAP, CYLINDER BODY	1	
6	37139-99E00	.PANEL, IGNITION SW	1	
7	38500-93J90	.BUZZER ASSY, WARNING	1	
8	09407-08401	.CLAMP (L:80)	1	
9	37803-93J03	PANEL ASSY, EMERGENCY SW	1	
10	37825-99E00	.PANEL, EMERGENCY SW	1	
11	37805-93J00	PANEL ASSY, PTT SW	1	
12	37855-99E00	.PANEL, PTT SW	1	
13	37210-93J00	PANEL ASSY, LIGHTING SW	1	
14	37212-93J00	.PANEL, LIGHTING SW	1	

FIG.133

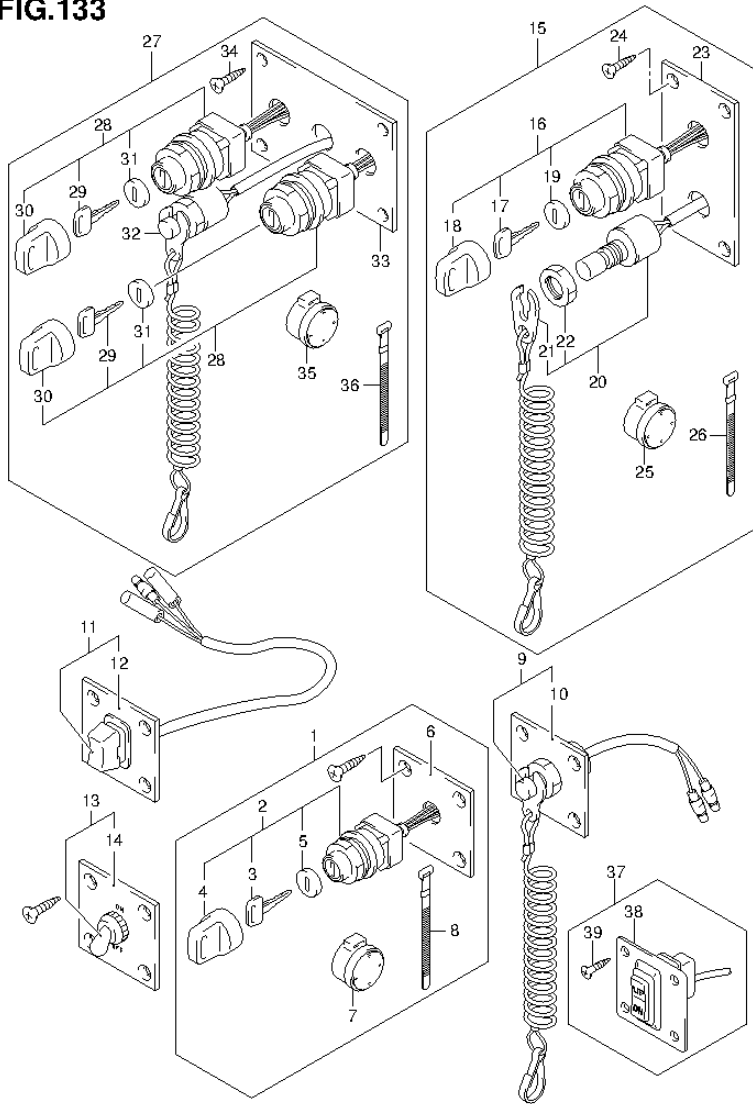


FIG.133 (2-B-3) OPT:SWITCH

REF NO.	PART NO.	DESCRIPTION	Q'TY	REMARKS
15	37100-96J23	PANEL ASSY, ENGINE SW	1	
16	37110-93J00	..SWITCH ASSY, IGNITION	1	
17-1	37141-99E00	..KEY (931)	2	
17-2	37141-99E10	..KEY (932)	2	
17-3	37141-99E20	..KEY (933)	2	
17-4	37141-99E30	..KEY (934)	2	
17-5	37141-99E40	..KEY (935)	2	
17-6	37141-99E50	..KEY (936)	2	
17-7	37141-99E60	..KEY (937)	2	
17-8	37141-99E70	..KEY (938)	2	
17-9	37141-99E80	..KEY (939)	2	
17-10	37141-99E90	..KEY (940)	2	
17-11	37141-99EA0	..KEY (941)	2	
17-12	37141-99EB0	..KEY (942)	2	
18	37143-99E00	..CAP, KEY	1	
19	37149-93J00	..CAP, CYLINDER BODY	1	
20	37820-93J03	..SWITCH ASSY, EMERGENCY	1	
21	37823-92E01	..PLATE ASSY,EMERGENCY SW LOCK	1	
22	37826-92E00	..NUT	1	
23	37139-99E20	..PANEL	1	
24	03121-0516A	..SCREW	4	
25	38500-93J90	..BUZZER ASSY, WARNING	1	
26	09407-08401	..CLAMP (L:80)	1	

FIG.133

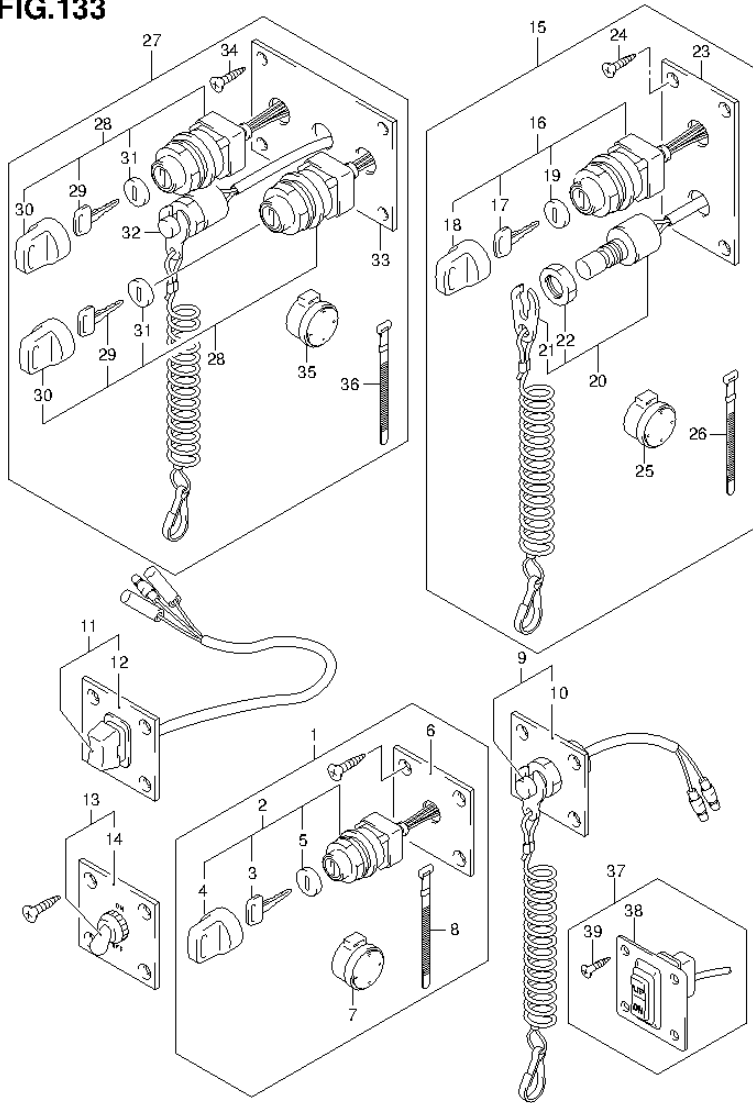


FIG.133 (2-B-4) OPT:SWITCH

REF NO.	PART NO.	DESCRIPTION	Q'TY	REMARKS
27	37100-96J13	PANEL ASSY, DUAL ENGINE SW	1	
28	37110-93J00	..SWITCH ASSY, IGNITION	2	
29-1	37141-99E00	..KEY (931)	4	
29-2	37141-99E10	..KEY (932)	4	
29-3	37141-99E20	..KEY (933)	4	
29-4	37141-99E30	..KEY (934)	4	
29-5	37141-99E40	..KEY (935)	4	
29-6	37141-99E50	..KEY (936)	4	
29-7	37141-99E60	..KEY (937)	4	
29-8	37141-99E70	..KEY (938)	4	
29-9	37141-99E80	..KEY (939)	4	
29-10	37141-99E90	..KEY (940)	4	
29-11	37141-99EA0	..KEY (941)	4	
29-12	37141-99EB0	..KEY (942)	4	
30	37143-99E00	..CAP, KEY	2	
31	37149-93J00	..CAP, CYLINDER BODY	2	
32	37820-93J93	..SWITCH ASSY, EMERGENCY	1	
33	37139-99E10	..PANEL	1	
34	03121-0516A	..SCREW	4	
35	38500-93J90	..BUZZER ASSY, WARNING	1	
36	09407-08401	..CLAMP (L:80)	1	
37	37860-87L00	PANEL ASSY, TROLLING CONTROL	1	
38	37862-87L00	..PANEL	1	
39	09131-05004	..SCREW	4	

FIG.134

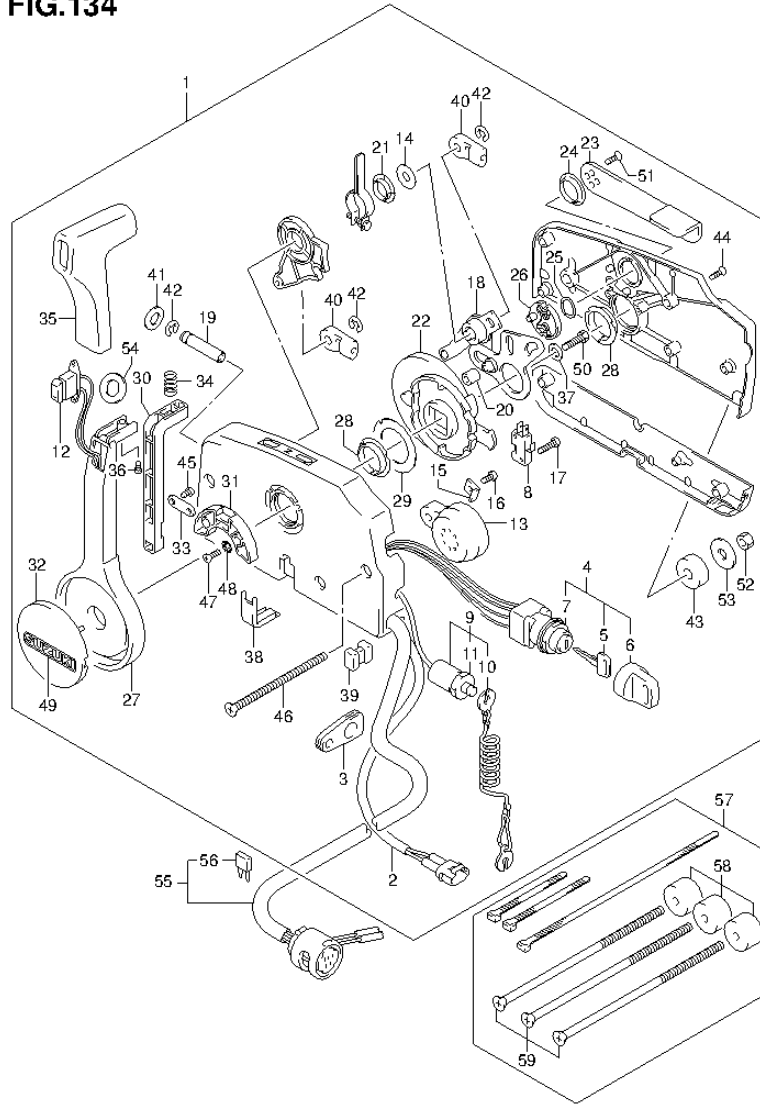


FIG.134 (2-B-5) OPT:REMOTE CONTROL (DF100AT E01)

REF NO.	PART NO.	DESCRIPTION	Q'TY	REMARKS
1	67200-93J06	REMOTE CONTROL ASSY	1	
2	36646-93J01	..WIRE ASSY, PTT SW ADAPTER	1	
3	36628-92E00	..GROMMET, WIRE HARNESS	1	
4	37110-93J10	..SWITCH ASSY, IGNITION	1	
5-1	37141-99E00	..KEY (931)	2	
5-2	37141-99E10	..KEY (932)	2	
5-3	37141-99E20	..KEY (933)	2	
5-4	37141-99E30	..KEY (934)	2	
5-5	37141-99E40	..KEY (935)	2	
5-6	37141-99E50	..KEY (936)	2	
5-7	37141-99E60	..KEY (937)	2	
5-8	37141-99E70	..KEY (938)	2	
5-9	37141-99E80	..KEY (939)	2	
5-10	37141-99E90	..KEY (940)	2	
5-11	37141-99EA0	..KEY (941)	2	
5-12	37141-99EB0	..KEY (942)	2	
6	37143-99E00	..CAP, KEY	2	
7	37149-93J00	..CAP CYLINDER BODY	1	
8	37721-93J90	..SWITCH, NEUTRAL	1	
9	37820-93J03	..SWITCH ASSY, EMERGENCY	1	
10	37823-92E01	..PLATE	1	
11	37826-92E00	..NUT	1	
12	37850-90J05	..SWITCH ASSY, PTT	1	
13	38500-93J90	..BUZZER	1	
14	67212-95600	..WASHER	1	
15	67213-92E00	..BRACKET, BUZZER	1	
16	09125-05042	..SCREW (5X10)	1	
17	67296-92E10	..SCREW, NEUTRAL SW	2	
18	67220-95630	..PLATE ASSY	1	
19	67223-99E10	..KNOB, BRAKE ADJ	1	
20	67229-95600	..ROLLER	1	
21	67232-95600	..BUSH	1	
22	67238-87D00	..GEAR, DRIVE	1	
23	67241-99E10	..LEVER, FREE THROTTLE	1	

FIG.134

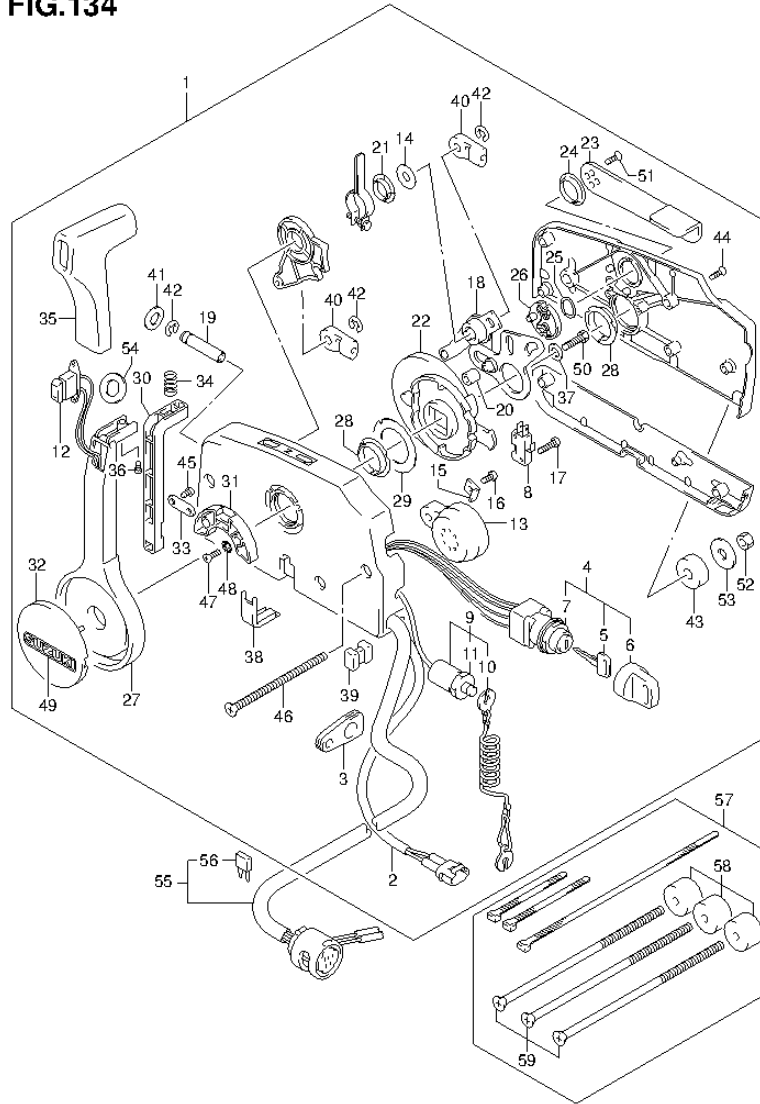


FIG.134 (2-B-6) OPT:REMOTE CONTROL (DF100AT E01)

REF NO.	PART NO.	DESCRIPTION	Q'TY	REMARKS
24	67243-95600	.BUSH	1	
25	67244-95600	.WASHER, WAVE	1	
26	67245-95600	.DRUM, FREE THROTTLE	1	
27	67251-99E10	.LEVER, HANDLE	1	
28	67252-95600	.BUSH	2	
29	67253-95600	.WASHER	1	
30	67255-99E00	.ARM, LOCK	1	
31	67256-95600	.HOLDER, NEUT LOCK	1	
32	67257-99E00	.CAP, LEVER	1	
33	67258-99E00	.BRACKET, LOCK ARM	1	
34	67259-87D00	.SPRING, NEUTRAL ARM	1	
35	67261-99E00	.GRIP	1	
36	67296-94310	.SCREW	1	
37	67264-95600	.WASHER	1	
38	67267-93J00	.COVER, WIRE	1	
39	67273-95600	.SPACER	1	
40	67275-95600	.END, CABLE	2	
41	67288-92E00	.WASHER, BRAKE ADJ KNOB	1	
42	67292-94300	E RING	3	
43	67294-95600	.SPACER	3	
44	67296-90J00	.SCREW	5	
45	67296-94300	.SCREW	2	
46	67296-95600	.SCREW	3	
47	67296-95610	.SCREW	2	
48	67297-95600	.WASHER	2	
49	68165-16B00-13L	.EMBLEM (SILVER)	1	
50	09100-08232	.BOLT (8X30)	1	
51	09126-05003	.SCREW (5X12)	2	
52	09140-06020	.NUT	3	
53	09160-06104	.WASHER (6.5X24X2)	3	
54	37859-90J00	.SPACER	1	

FIG.134

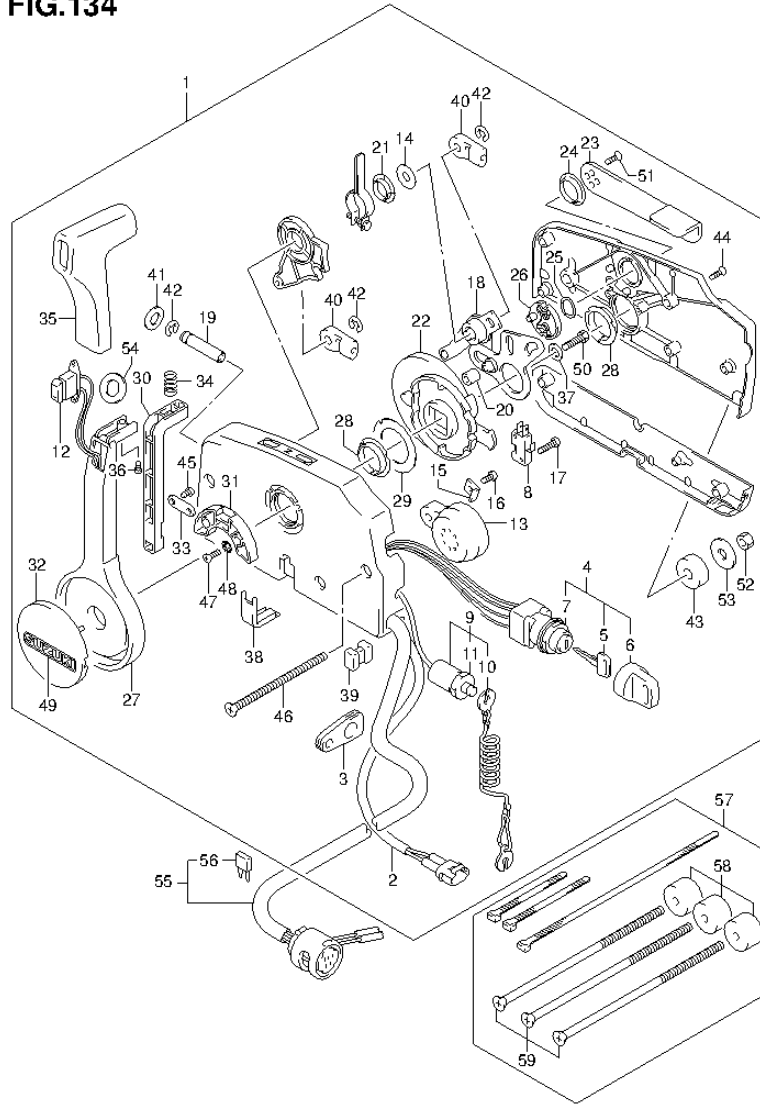


FIG.134 (2-B-7) OPT:REMOTE CONTROL (DF100AT E01)

REF NO.	PART NO.	DESCRIPTION	Q'TY	REMARKS
55-1	36620-93J02	WIRE ASSY, REMOTE CONTROL	1	L:5000
55-2	36620-93J52	WIRE ASSY, REMOTE CONTROL	1	L:3500
55-3	36620-93J62	WIRE ASSY, REMOTE CONTROL	1	L:6500
56	09481-10501	.FUSE (10A)	1	
57	67140-95600	KIT, R/CON (NA12S) TWIN	1	
58	67294-95600	.SPACER	3	
59	67296-95620	.SCREW,L:165	3	

FIG.135

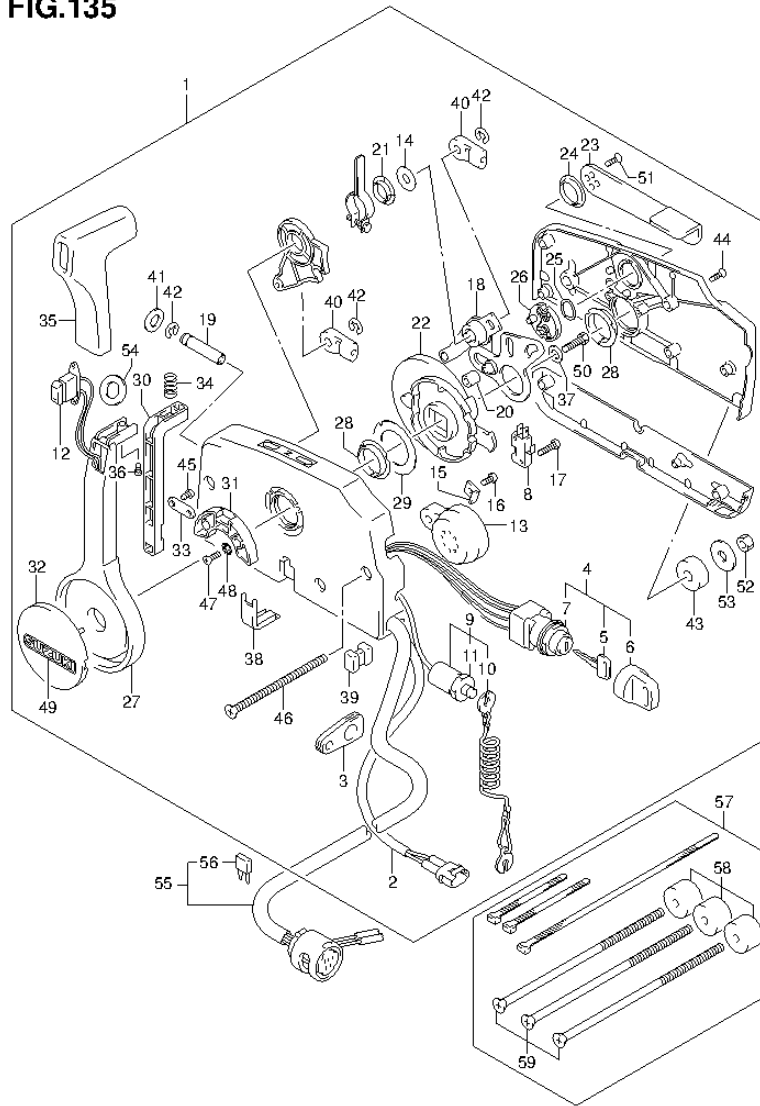


FIG.135 (2-B-8) OPT:REMOTE CONTROL (DF100AT E40)

REF NO.	PART NO.	DESCRIPTION	Q'TY	REMARKS
1	67200-93J06	REMOTE CONTROL ASSY	1	
2	36646-93J01	..WIRE ASSY, PTT SW ADAPTER	1	
3	36628-92E00	..GROMMET, WIRE HARNESS	1	
4	37110-93J10	..SWITCH ASSY, IGNITION	1	
5-1	37141-99E00	..KEY (931)	2	
5-2	37141-99E10	..KEY (932)	2	
5-3	37141-99E20	..KEY (933)	2	
5-4	37141-99E30	..KEY (934)	2	
5-5	37141-99E40	..KEY (935)	2	
5-6	37141-99E50	..KEY (936)	2	
5-7	37141-99E60	..KEY (937)	2	
5-8	37141-99E70	..KEY (938)	2	
5-9	37141-99E80	..KEY (939)	2	
5-10	37141-99E90	..KEY (940)	2	
5-11	37141-99EA0	..KEY (941)	2	
5-12	37141-99EB0	..KEY (942)	2	
6	37143-99E00	..CAP, KEY	2	
7	37149-93J00	..CAP CYLINDER BODY	1	
8	37721-93J90	..SWITCH, NEUTRAL	1	
9	37820-93J03	..SWITCH ASSY, EMERGENCY	1	
10	37823-92E01	..PLATE	1	
11	37826-92E00	..NUT	1	
12	37850-90J05	..SWITCH ASSY, PTT	1	
13	38500-93J90	..BUZZER	1	
14	67212-95600	..WASHER	1	
15	67213-92E00	..BRACKET, BUZZER	1	
16	09125-05042	..SCREW (5X10)	1	
17	67296-92E10	..SCREW, NEUTRAL SW	2	
18	67220-95630	..PLATE ASSY	1	
19	67223-99E10	..KNOB, BRAKE ADJ	1	
20	67229-95600	..ROLLER	1	
21	67232-95600	..BUSH	1	
22	67238-87D00	..GEAR, DRIVE	1	
23	67241-99E10	..LEVER, FREE THROTTLE	1	

FIG.135

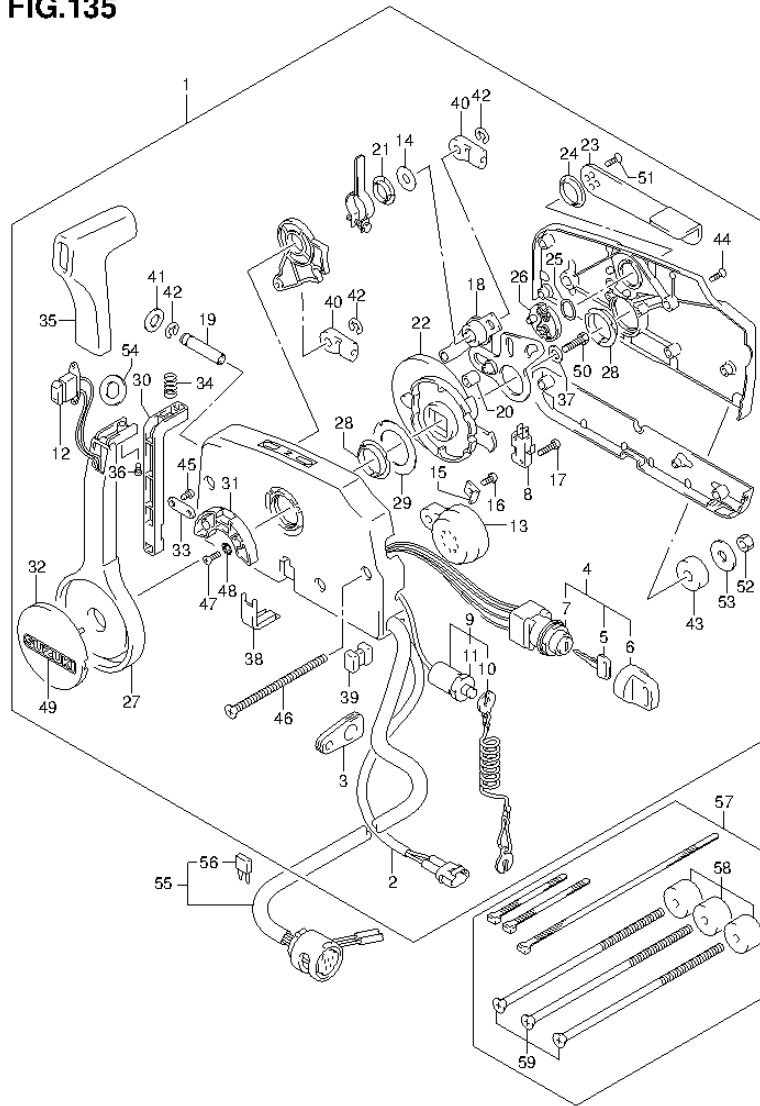


FIG.135 (2-B-9) OPT:REMOTE CONTROL (DF100AT E40)

REF NO.	PART NO.	DESCRIPTION	Q'TY	REMARKS
24	67243-95600	.BUSH	1	
25	67244-95600	.WASHER, WAVE	1	
26	67245-95600	.DRUM, FREE THROTTLE	1	
27	67251-99E10	.LEVER, HANDLE	1	
28	67252-95600	.BUSH	2	
29	67253-95600	.WASHER	1	
30	67255-99E00	.ARM, LOCK	1	
31	67256-95600	.HOLDER, NEUT LOCK	1	
32	67257-99E00	.CAP, LEVER	1	
33	67258-99E00	.BRACKET, LOCK ARM	1	
34	67259-87D00	.SPRING, NEUTRAL ARM	1	
35	67261-99E00	.GRIP	1	
36	67296-94310	.SCREW	1	
37	67264-95600	.WASHER	1	
38	67267-93J00	.COVER, WIRE	1	
39	67273-95600	.SPACER	1	
40	67275-95600	.END, CABLE	2	
41	67288-92E00	.WASHER, BRAKE ADJ KNOB	1	
42	67292-94300	E RING	3	
43	67294-95600	.SPACER	3	
44	67296-90J00	.SCREW	5	
45	67296-94300	.SCREW	2	
46	67296-95600	.SCREW	3	
47	67296-95610	.SCREW	2	
48	67297-95600	.WASHER	2	
49	68165-16B00-13L	.EMBLEM (SILVER)	1	
50	09100-08232	.BOLT (8X30)	1	
51	09126-05003	.SCREW (5X12)	2	
52	09140-06020	.NUT	3	
53	09160-06104	.WASHER (6.5X24X2)	3	
54	37859-90J00	.SPACER	1	

FIG.135

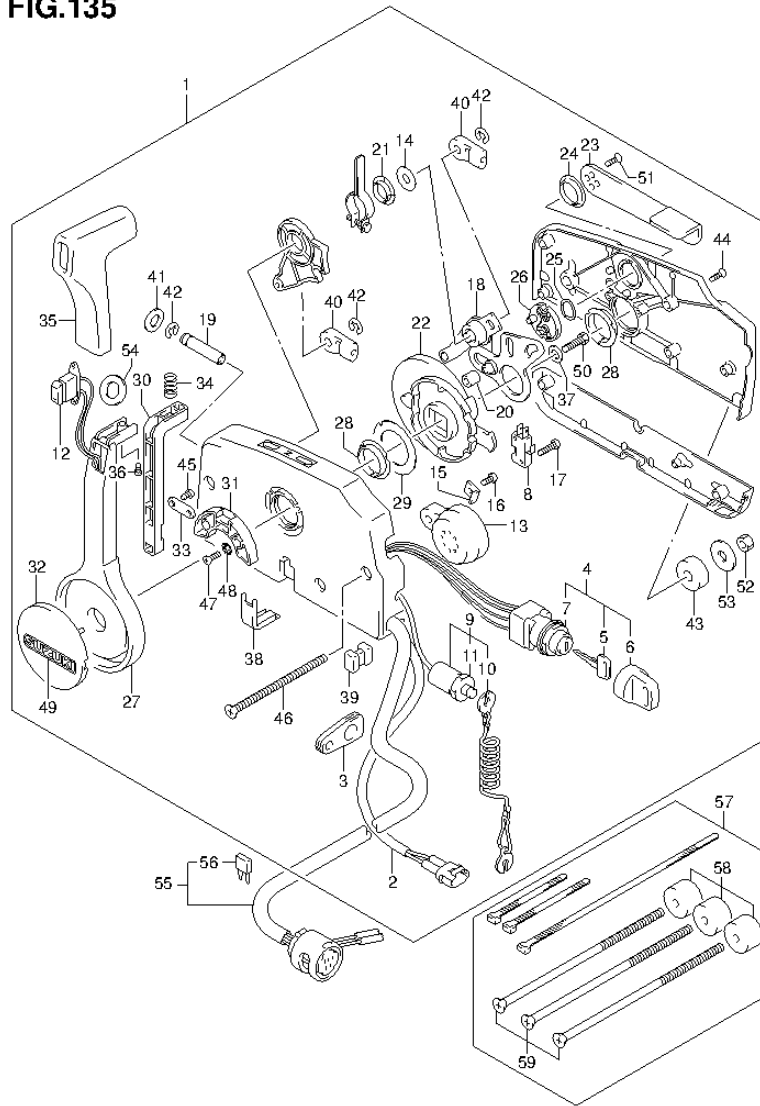


FIG.135 (2-B-10) OPT:REMOTE CONTROL (DF100AT E40)

REF NO.	PART NO.	DESCRIPTION	Q'TY	REMARKS
55-1	36620-93J02	WIRE ASSY, REMOTE CONTROL	1	L:5000
55-2	36620-93J52	WIRE ASSY, REMOTE CONTROL	1	L:3500
55-3	36620-93J62	WIRE ASSY, REMOTE CONTROL	1	L:6500
56	09481-10501	.FUSE (10A)	1	
57	67140-95600	KIT, R/CON (NA12S) TWIN	1	
58	67294-95600	.SPACER	3	
59	67296-95620	.SCREW,L:165	3	

FIG.136

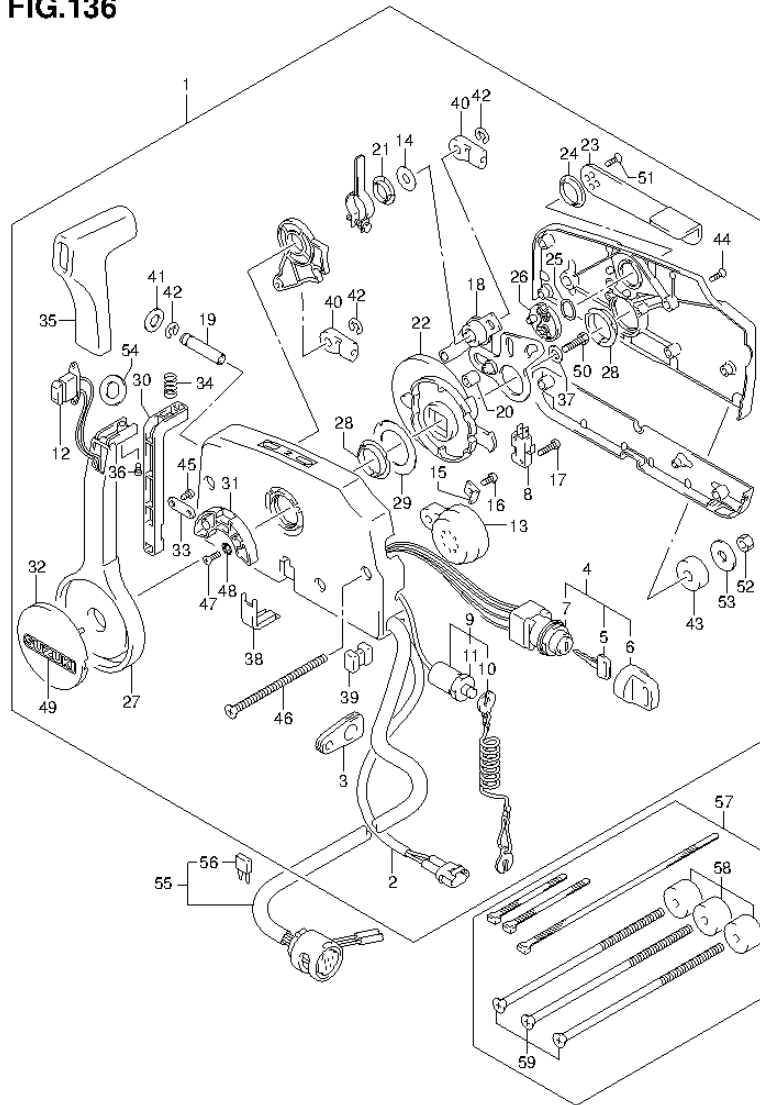


FIG.136 (2-B-11) OPT:REMOTE CONTROL (DF115AT E01)

REF NO.	PART NO.	DESCRIPTION	Q'TY	REMARKS
1	67200-93J06	REMOTE CONTROL ASSY	1	
2	36646-93J01	..WIRE ASSY, PTT SW ADAPTER	1	
3	36628-92E00	..GROMMET, WIRE HARNESS	1	
4	37110-93J10	..SWITCH ASSY, IGNITION	1	
5-1	37141-99E00	..KEY (931)	2	
5-2	37141-99E10	..KEY (932)	2	
5-3	37141-99E20	..KEY (933)	2	
5-4	37141-99E30	..KEY (934)	2	
5-5	37141-99E40	..KEY (935)	2	
5-6	37141-99E50	..KEY (936)	2	
5-7	37141-99E60	..KEY (937)	2	
5-8	37141-99E70	..KEY (938)	2	
5-9	37141-99E80	..KEY (939)	2	
5-10	37141-99E90	..KEY (940)	2	
5-11	37141-99EA0	..KEY (941)	2	
5-12	37141-99EB0	..KEY (942)	2	
6	37143-99E00	..CAP, KEY	2	
7	37149-93J00	..CAP CYLINDER BODY	1	
8	37721-93J90	..SWITCH, NEUTRAL	1	
9	37820-93J03	..SWITCH ASSY, EMERGENCY	1	
10	37823-92E01	..PLATE	1	
11	37826-92E00	..NUT	1	
12	37850-90J05	..SWITCH ASSY, PTT	1	
13	38500-93J90	..BUZZER	1	
14	67212-95600	..WASHER	1	
15	67213-92E00	..BRACKET, BUZZER	1	
16	09125-05042	..SCREW (5X10)	1	
17	67296-92E10	..SCREW, NEUTRAL SW	2	
18	67220-95630	..PLATE ASSY	1	
19	67223-99E10	..KNOB, BRAKE ADJ	1	
20	67229-95600	..ROLLER	1	
21	67232-95600	..BUSH	1	
22	67238-87D00	..GEAR, DRIVE	1	
23	67241-99E10	..LEVER, FREE THROTTLE	1	

FIG.136

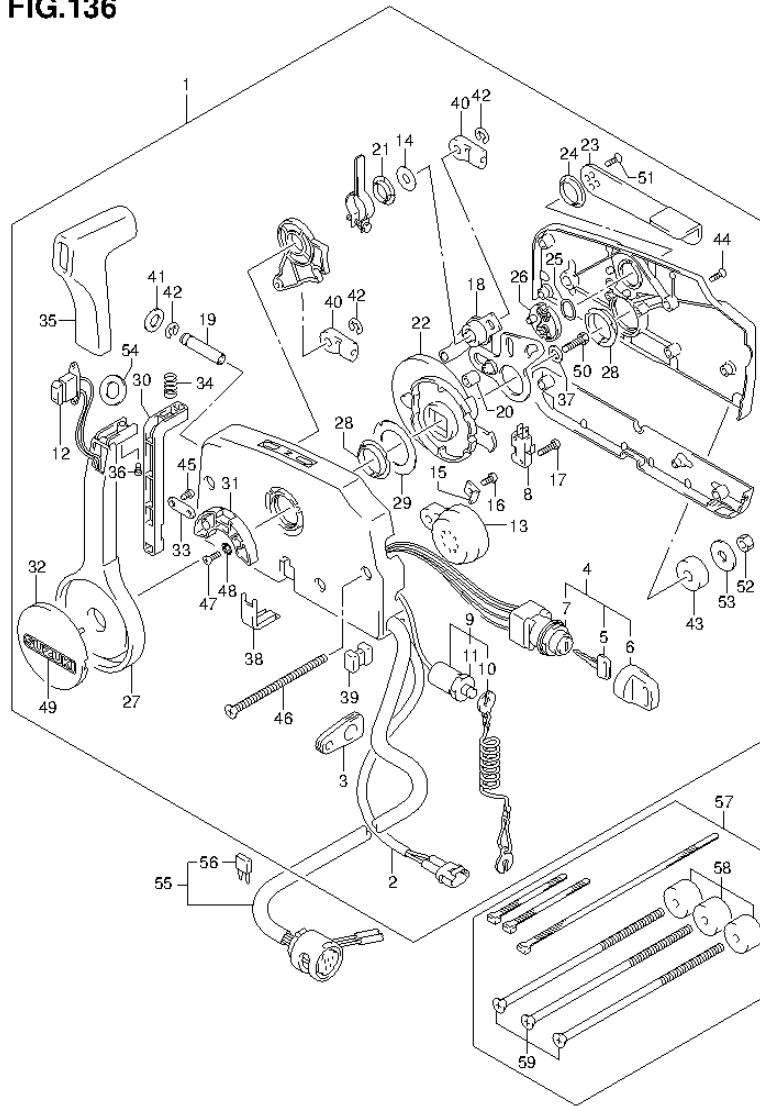


FIG.136 (2-B-12) OPT:REMOTE CONTROL (DF115AT E01)

REF NO.	PART NO.	DESCRIPTION	Q'TY	REMARKS
24	67243-95600	.BUSH	1	
25	67244-95600	.WASHER, WAVE	1	
26	67245-95600	.DRUM, FREE THROTTLE	1	
27	67251-99E10	.LEVER, HANDLE	1	
28	67252-95600	.BUSH	2	
29	67253-95600	.WASHER	1	
30	67255-99E00	.ARM, LOCK	1	
31	67256-95600	.HOLDER, NEUT LOCK	1	
32	67257-99E00	.CAP, LEVER	1	
33	67258-99E00	.BRACKET, LOCK ARM	1	
34	67259-87D00	.SPRING, NEUTRAL ARM	1	
35	67261-99E00	.GRIP	1	
36	67296-94310	.SCREW	1	
37	67264-95600	.WASHER	1	
38	67267-93J00	.COVER, WIRE	1	
39	67273-95600	.SPACER	1	
40	67275-95600	.END, CABLE	2	
41	67288-92E00	.WASHER, BRAKE ADJ KNOB	1	
42	67292-94300	E RING	3	
43	67294-95600	.SPACER	3	
44	67296-90J00	.SCREW	5	
45	67296-94300	.SCREW	2	
46	67296-95600	.SCREW	3	
47	67296-95610	.SCREW	2	
48	67297-95600	.WASHER	2	
49	68165-16B00-13L	.EMBLEM (SILVER)	1	
50	09100-08232	.BOLT (8X30)	1	
51	09126-05003	.SCREW (5X12)	2	
52	09140-06020	.NUT	3	
53	09160-06104	.WASHER (6.5X24X2)	3	
54	37859-90J00	.SPACER	1	

FIG.136

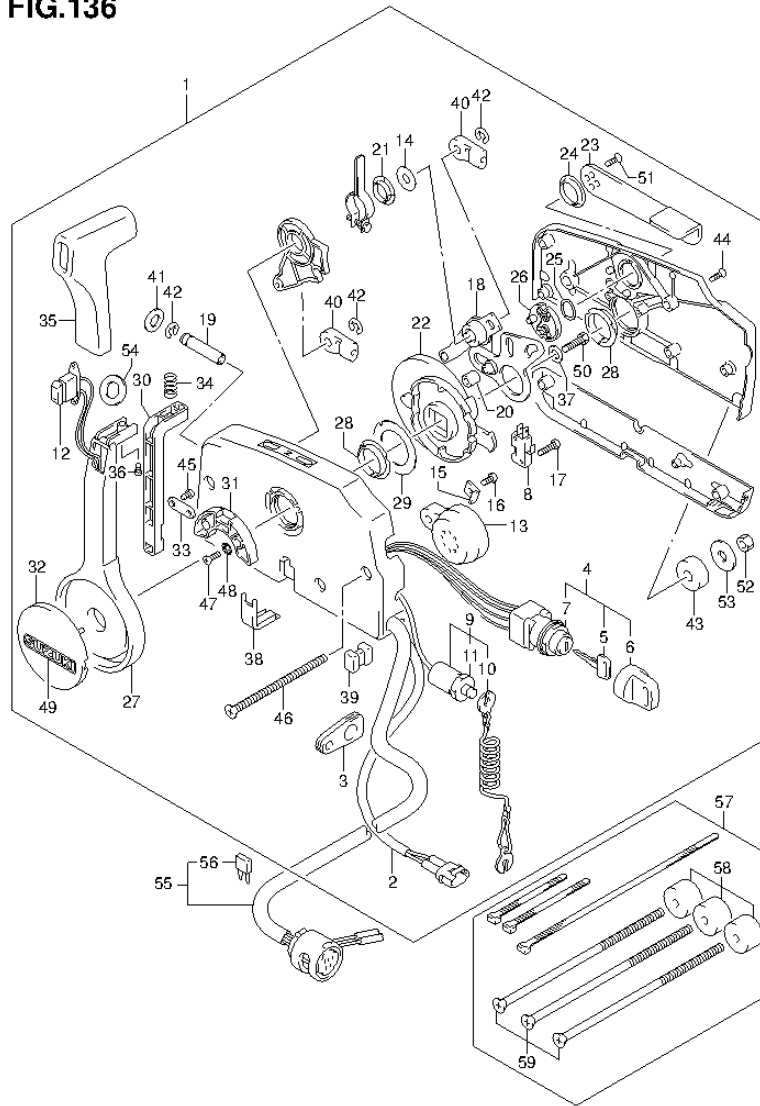


FIG.136 (2-B-13) OPT:REMOTE CONTROL (DF115AT E01)

REF NO.	PART NO.	DESCRIPTION	Q'TY	REMARKS
55-1	36620-93J02	WIRE ASSY, REMOTE CONTROL	1	L:5000
55-2	36620-93J52	WIRE ASSY, REMOTE CONTROL	1	L:3500
55-3	36620-93J62	WIRE ASSY, REMOTE CONTROL	1	L:6500
56	09481-10501	.FUSE (10A)	1	
57	67140-95600	KIT, R/CON (NA12S) TWIN	1	
58	67294-95600	.SPACER	3	
59	67296-95620	.SCREW,L:165	3	

FIG.137

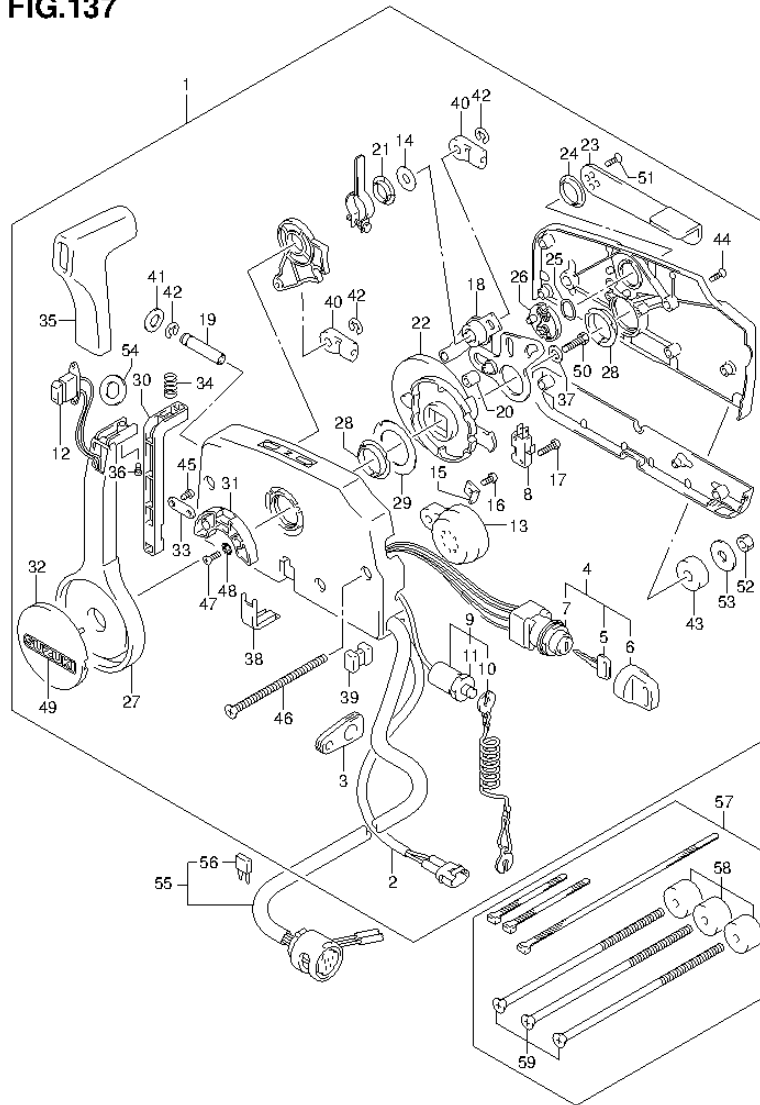


FIG.137 (2-B-14) OPT:REMOTE CONTROL (DF115AT E40)

REF NO.	PART NO.	DESCRIPTION	Q'TY	REMARKS
1	67200-93J06	REMOTE CONTROL ASSY	1	
2	36646-93J01	..WIRE ASSY, PTT SW ADAPTER	1	
3	36628-92E00	..GROMMET, WIRE HARNESS	1	
4	37110-93J10	..SWITCH ASSY, IGNITION	1	
5-1	37141-99E00	..KEY (931)	2	
5-2	37141-99E10	..KEY (932)	2	
5-3	37141-99E20	..KEY (933)	2	
5-4	37141-99E30	..KEY (934)	2	
5-5	37141-99E40	..KEY (935)	2	
5-6	37141-99E50	..KEY (936)	2	
5-7	37141-99E60	..KEY (937)	2	
5-8	37141-99E70	..KEY (938)	2	
5-9	37141-99E80	..KEY (939)	2	
5-10	37141-99E90	..KEY (940)	2	
5-11	37141-99EA0	..KEY (941)	2	
5-12	37141-99EB0	..KEY (942)	2	
6	37143-99E00	..CAP, KEY	2	
7	37149-93J00	..CAP CYLINDER BODY	1	
8	37721-93J90	..SWITCH, NEUTRAL	1	
9	37820-93J03	..SWITCH ASSY, EMERGENCY	1	
10	..PLATE	1		
11	37826-92E00	..NUT	1	
12	37850-90J05	..SWITCH ASSY, PTT	1	
13	38500-93J90	..BUZZER	1	
14	67212-95600	..WASHER	1	
15	67213-92E00	..BRACKET, BUZZER	1	
16	09125-05042	..SCREW (5X10)	1	
17	67296-92E10	..SCREW, NEUTRAL SW	2	
18	67220-95630	..PLATE ASSY	1	
19	67223-99E10	..KNOB, BRAKE ADJ	1	
20	67229-95600	..ROLLER	1	
21	67232-95600	..BUSH	1	
22	67238-87D00	..GEAR, DRIVE	1	
23	67241-99E10	..LEVER, FREE THROTTLE	1	

FIG.137

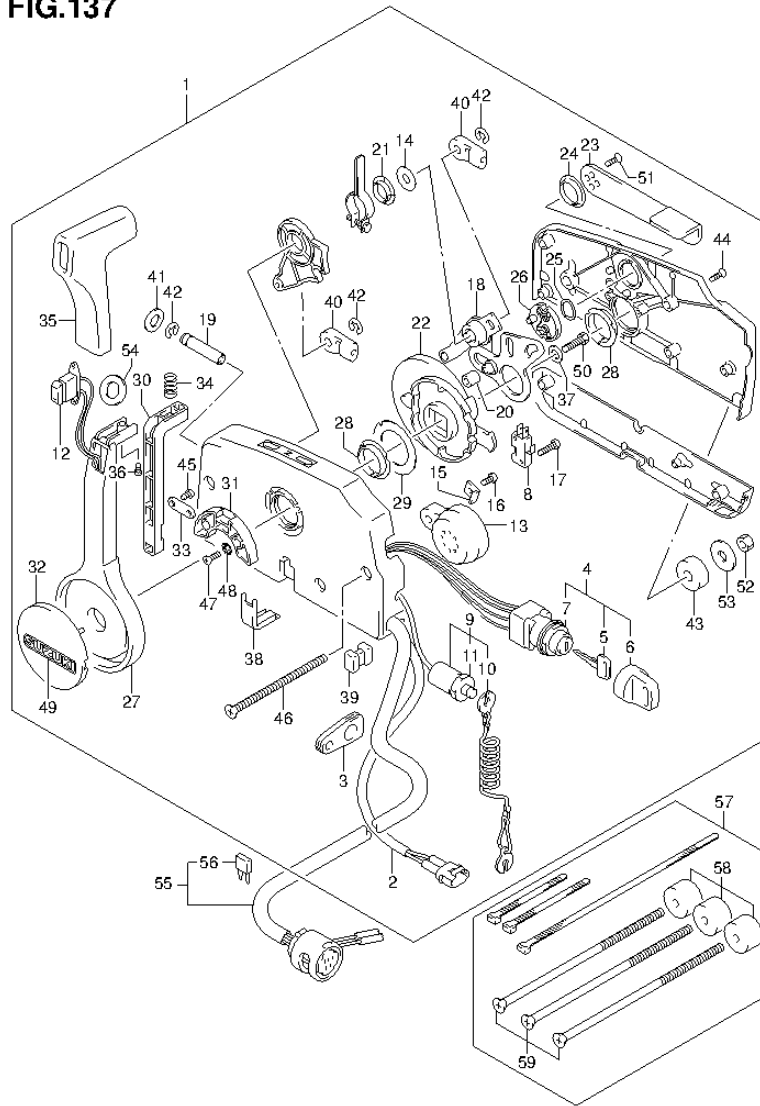


FIG.137 (2-B-15) OPT:REMOTE CONTROL (DF115AT E40)

REF NO.	PART NO.	DESCRIPTION	Q'TY	REMARKS
24	67243-95600	.BUSH	1	
25	67244-95600	.WASHER, WAVE	1	
26	67245-95600	.DRUM, FREE THROTTLE	1	
27	67251-99E10	.LEVER, HANDLE	1	
28	67252-95600	.BUSH	2	
29	67253-95600	.WASHER	1	
30	67255-99E00	.ARM, LOCK	1	
31	67256-95600	.HOLDER, NEUT LOCK	1	
32	67257-99E00	.CAP, LEVER	1	
33	67258-99E00	.BRACKET, LOCK ARM	1	
34	67259-87D00	.SPRING, NEUTRAL ARM	1	
35	67261-99E00	.GRIP	1	
36	67296-94310	.SCREW	1	
37	67264-95600	.WASHER	1	
38	67267-93J00	.COVER, WIRE	1	
39	67273-95600	.SPACER	1	
40	67275-95600	.END, CABLE	2	
41	67288-92E00	.WASHER, BRAKE ADJ KNOB	1	
42	67292-94300	E RING	3	
43	67294-95600	.SPACER	3	
44	67296-90J00	.SCREW	5	
45	67296-94300	.SCREW	2	
46	67296-95600	.SCREW	3	
47	67296-95610	.SCREW	2	
48	67297-95600	.WASHER	2	
49	68165-16B00-13L	.EMBLEM (SILVER)	1	
50	09100-08232	.BOLT (8X30)	1	
51	09126-05003	.SCREW (5X12)	2	
52	09140-06020	.NUT	3	
53	09160-06104	.WASHER (6.5X24X2)	3	
54	37859-90J00	.SPACER	1	

FIG.137

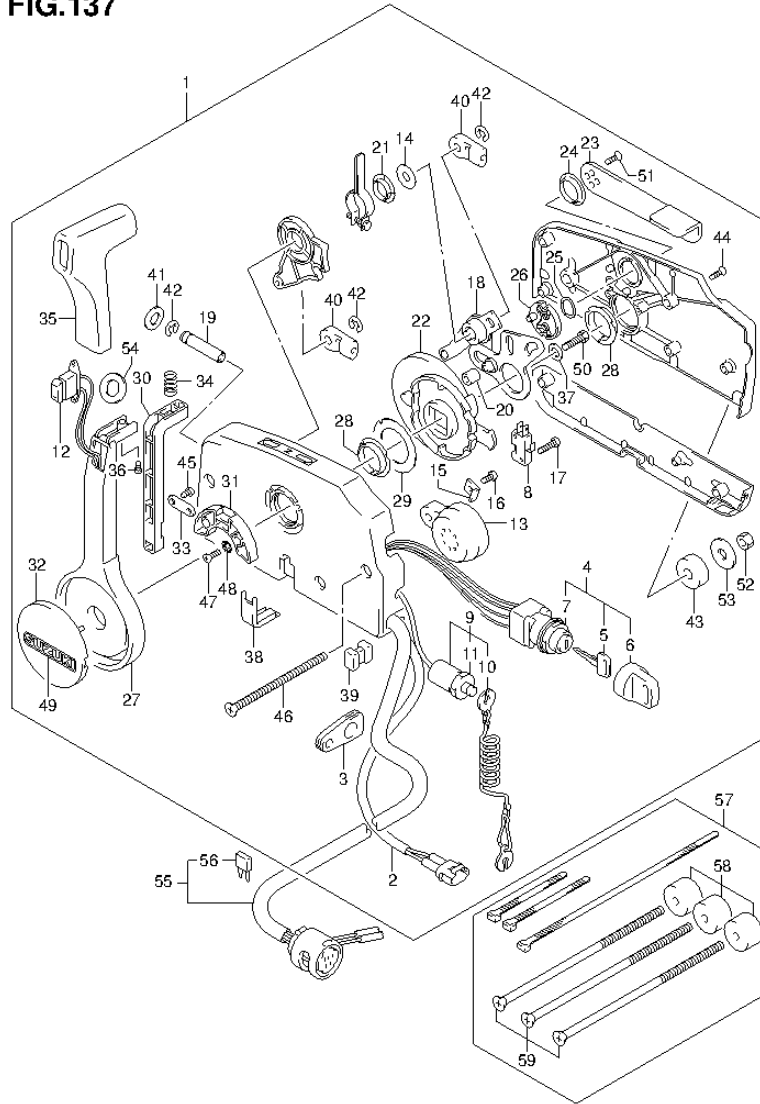


FIG.137 (2-C-2) OPT:REMOTE CONTROL (DF115AT E40)

REF NO.	PART NO.	DESCRIPTION	Q'TY	REMARKS
55-1	36620-93J02	WIRE ASSY, REMOTE CONTROL	1	L:5000
55-2	36620-93J52	WIRE ASSY, REMOTE CONTROL	1	L:3500
55-3	36620-93J62	WIRE ASSY, REMOTE CONTROL	1	L:6500
56	09481-10501	.FUSE (10A)	1	
57	67140-95600	KIT, R/CON (NA12S) TWIN	1	
58	67294-95600	.SPACER	3	
59	67296-95620	.SCREW,L:165	3	

FIG.138

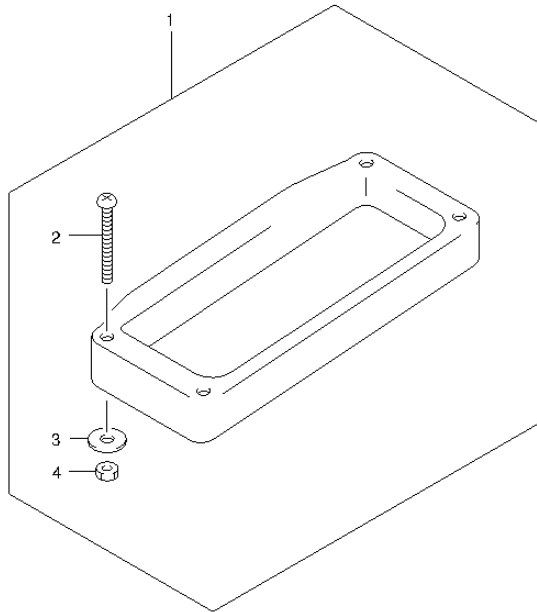


FIG.138 (2-C-3) OPT:REMOTE CONTROL SPACER

REF NO.	PART NO.	DESCRIPTION	Q'TY	REMARKS
1	67500-93J00	KIT, R/CON SPACER SINGLE	1	
2	09125-05135	.SCREW (5X65)	4	
3	09160-05029	.WASHER (5.5X12X0.8)	4	
4	09140-05005	.NUT	4	

FIG.139

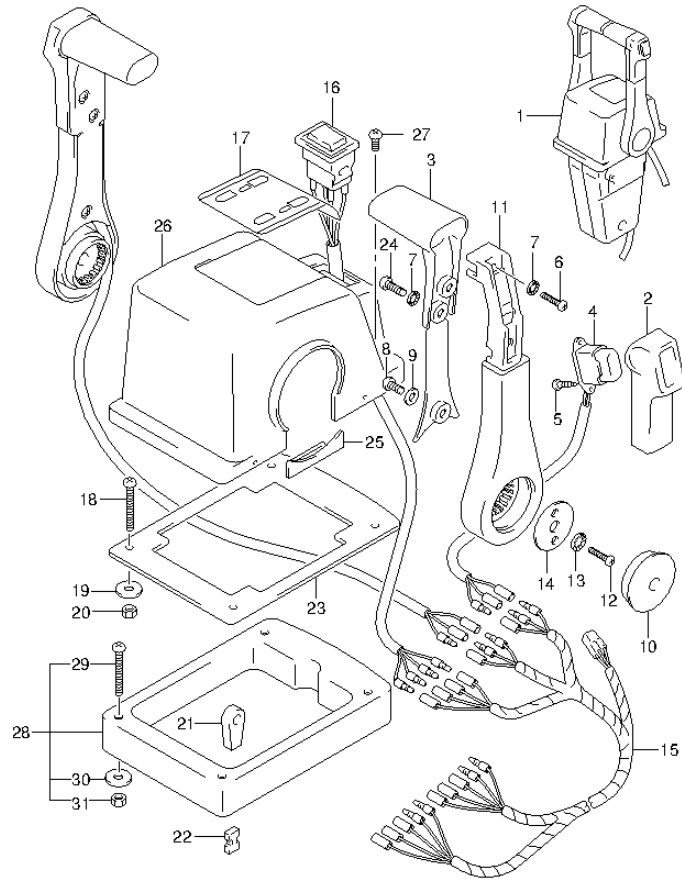


FIG.139 (2-C-4) OPT:REMOTE CONTROL ASSY DUAL (1)

REF NO.	PART NO.	DESCRIPTION	Q'TY	REMARKS
1	67200-93J23	REMOTE CONTROL ASSY, TWIN	1	
2	67261-93J00	.GRIP, NO.1	2	
3	67263-93J00	.GRIP, NO.2	2	
4	37850-93J10	.SWITCH ASSY, PTT	2	
5	67295-92E10	.SCREW	4	
6	67296-88D10	.SCREW	2	
7	67288-92E20	.WASHER	6	
8	67296-92E70	.SCREW	2	
9	67288-92E40	.WASHER	2	
10	67257-92E00	.CAP, LEVER	2	
11	67251-93J00	.LEVER, HANDLE	2	
12	67296-92E60	.SCREW	4	
13	67288-92E30	.WASHER	4	
14	67253-92E00	.WASHER	2	
15	36890-93J10	.WIRE	1	
16	37220-92E00	.SWITCH ASSY, MODE CHANGING	1	
17	67282-93J00	.DECAL	1	
18	67296-92E30	.SCREW	4	
19	09160-05024	.WASHER (5.5X16X1.5)	4	
20	67287-92E00	.NUT	4	
21	67275-95600	.END, CABLE	4	
22	67273-95600	.SPACER	2	
23	67273-92E10	.GROMMET	1	
24	67295-92E00	.SCREW	4	
25	67271-92E00	.COVER	2	
26	67211-93J10	.COVER	1	
27	67296-92E70	.SCREW	2	
28	67500-93J10	KIT, REMOCON SPACER TWIN	1	
29	09125-05135	.SCREW (5X65)	4	
30	09160-05029	.WASHER (5.5X12X0.8)	4	
31	09140-05005	.NUT	4	

FIG.140

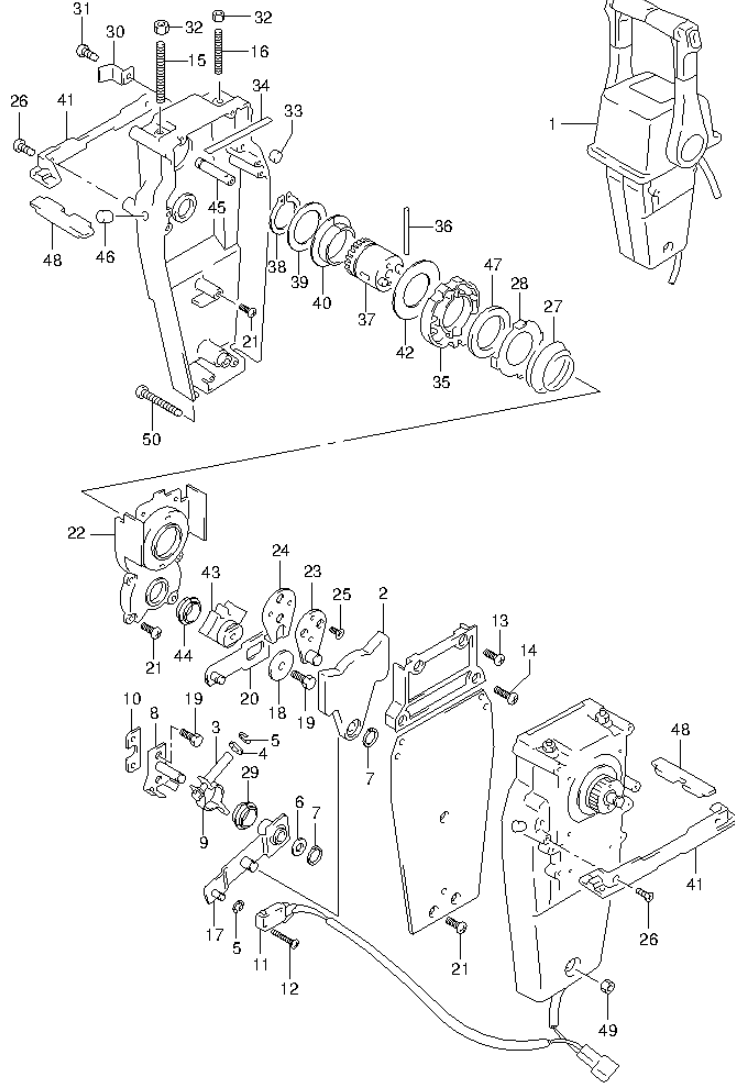


FIG.140 (2-C-5) OPT:REMOTE CONTROL ASSY DUAL (2)

REF NO.	PART NO.	DESCRIPTION	Q'TY	REMARKS
1	67200-93J23	REMOTE CONTROL ASSY, TWIN	1	
2	67222-92E00	.DUAL PLATE	2	
3	67223-92E00	.BRAKE ADJUST	2	
4	67288-92E00	.WASHER	2	
5	67292-94300	.E RING	8	
6	67288-92E10	.WASHER	2	
7	67291-92E00	.SNAP RING	4	
8	67221-92E00	.SHIFT ASSY	2	
9	67224-92E00	.BRAKE ARM ASSY	2	
10	67294-92E00	.SPACER	2	
11	37721-92E10	.SWITCH ASSY, N/R	1	
12	67296-92E10	.SCREW	4	
13	67296-88D10	.SCREW	4	
14	67296-92E20	.SCREW	4	
15	67226-92E00	.BOLT, STOPPER FRONT	2	
16	67226-92E10	.BOLT, STOPPER RR	2	
17	67240-92E00	.ARM ASSY, THROTTLE	2	
18	67228-92E00	.WASHER	2	
19	67286-92E00	.BOLT	6	
20	67230-92E00	.ARM ASSY, SHIFT	2	
21	09125-05042	.SCREW (5X10)	16	
22	67234-92E00	.CASE, GEAR	2	
23	67245-92E00	.LEVER ASSY, THROTTLE	2	
24	67227-92E00	.STOPPER	2	
25	09126-06006	.SCREW (6X20)	4	
26	67296-95610	.SCREW	4	

FIG.140

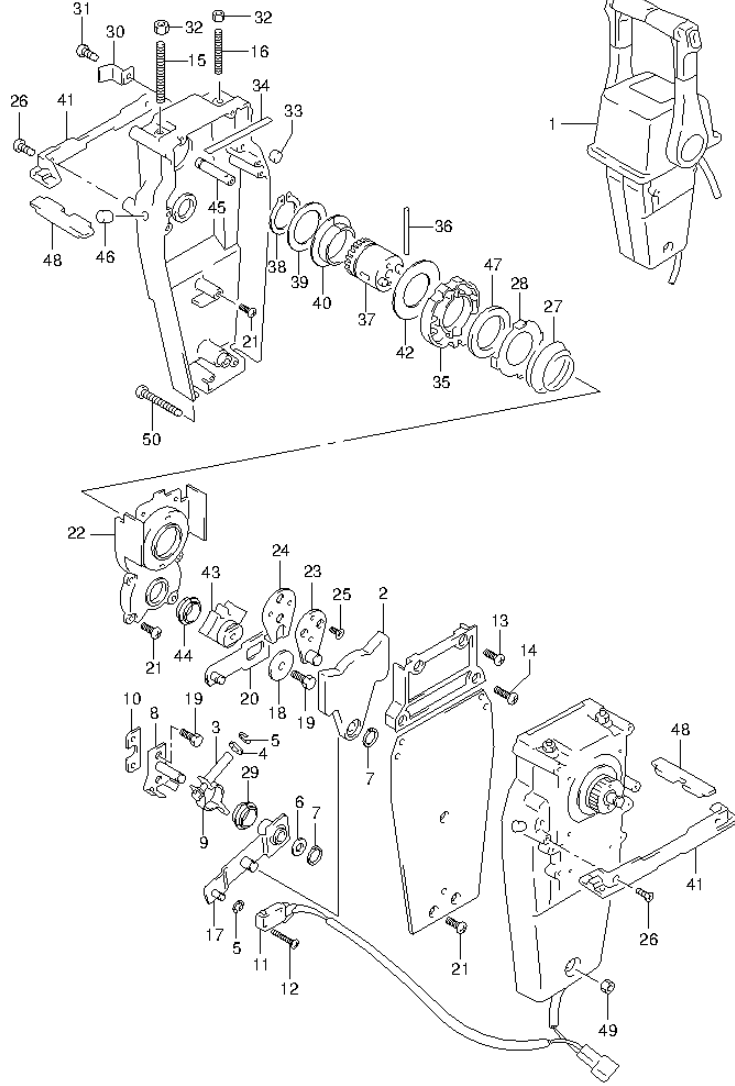
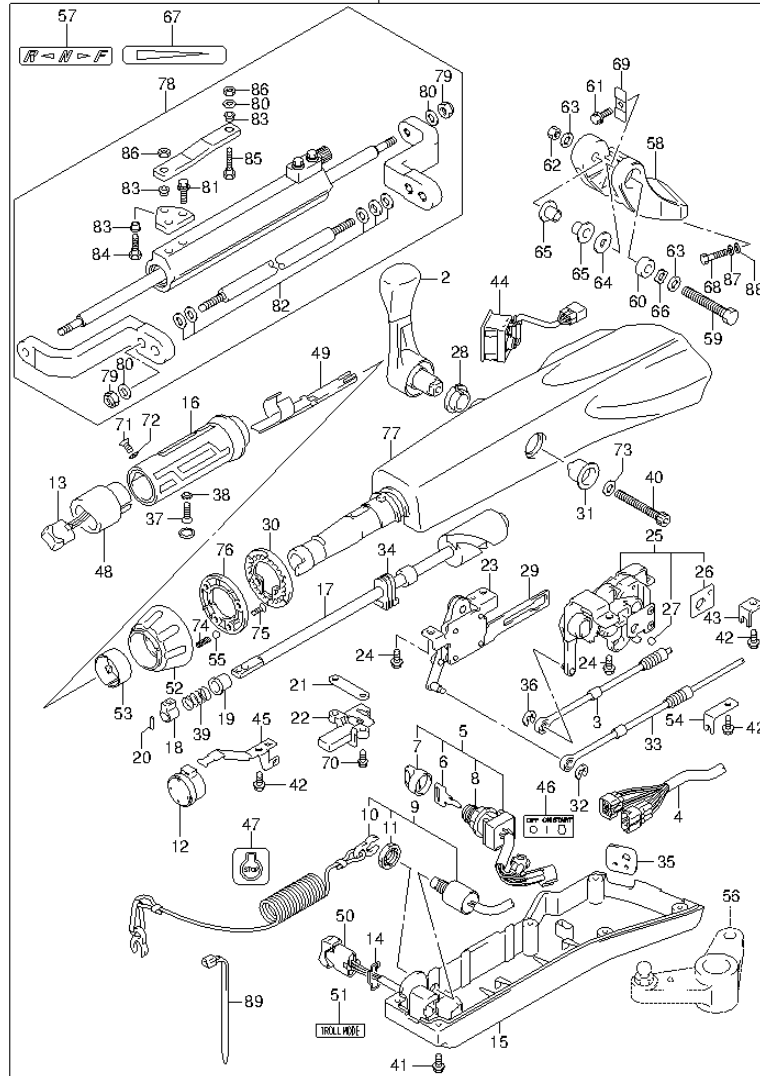


FIG.140 (2-C-6) OPT:REMOTE CONTROL ASSY DUAL (2)

REF NO.	PART NO.	DESCRIPTION	Q'TY	REMARKS
27	67233-92E00	.SPRING	2	
28	67235-92E00	.PLATE, SHIFT LOCK	2	
29	67232-95620	.BUSH	2	
30	67269-92E00	.BRACKET	2	
31	67296-88D10	.SCREW	2	
32	09140-06020	.NUT	4	
33	67236-92E00	.ROLLER	2	
34	67237-92E01	.SPRING	12	
35	67238-92E00	.GEAR, DRIVE	2	
36	67239-92E00	.PIN	2	
37	67246-92E00	.SHAFT, DRIVE	2	
38	67291-92E10	.SNAP RING	2	
39	67253-92E10	.WASHER	2	
40	67252-92E10	.BUSH	2	
41	67274-92E00	.FLANGE	2	
42	67253-95600	.WASHER	2	
43	67231-92E00	.GEAR, SHIFT	2	
44	67232-95600	.BUSH	2	
45	67241-92E10	.ROD, FREE ACC	2	
46	67243-92E00	.CAP, HOLE	2	
47	67239-92E10	.PLATE, SHIFT PIN	2	
48	67272-92E10	.SEAL, FLANGE	2	
49	67287-92E10	.NUT	1	
50	67296-92E80	.SCREW	3	

FIG.141



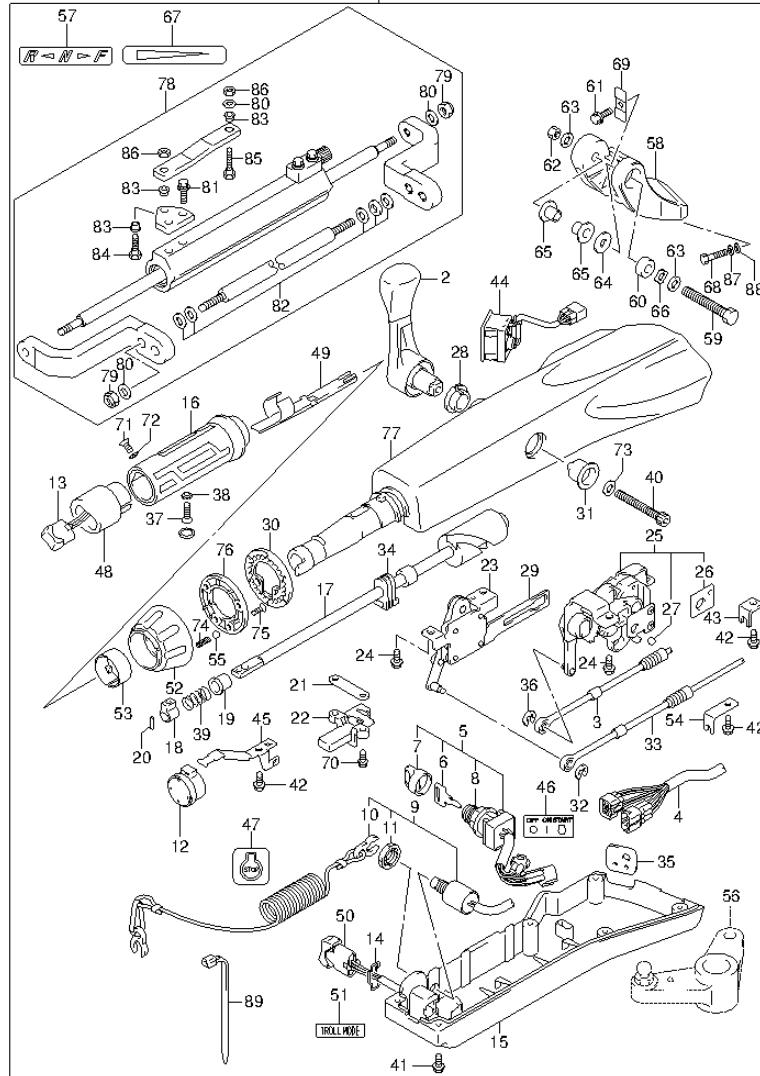
DF100A\_115A\_E01\_013\_141  
OPT:TILLER HANDLE

FIG.141 (2-C-7) OPT:TILLER HANDLE

REF NO.	PART NO.	DESCRIPTION	Q'TY	REMARKS
1	63002-90J30-0EP	KIT TILLER HANDLE (BLACK)	1	
2	21110-88L00	..LEVER, SHIFT	1	
3	23230-90J20	..CABLE, SHIFT	1	
4	36620-87L00	..WIRE ASSY, HARNESS	1	
5	37110-87L00	..SWITCH ASSY, IGNITION	1	
6-1	37141-99E00	..KEY (931)	1	
6-2	37141-99E10	..KEY (932)	1	
6-3	37141-99E20	..KEY (933)	1	
6-4	37141-99E30	..KEY (934)	1	
6-5	37141-99E40	..KEY (935)	1	
6-6	37141-99E50	..KEY (936)	1	
6-7	37141-99E60	..KEY (937)	1	
6-8	37141-99E70	..KEY (938)	1	
6-9	37141-99E80	..KEY (939)	1	
6-10	37141-99E90	..KEY (940)	1	
6-11	37141-99EA0	..KEY (941)	1	
6-12	37141-99EB0	..KEY (942)	1	
7	37143-99E00	..CAP, KEY	1	
8	37149-93J00	..CAP, CYLINDER BODY	1	
9	37820-87L00	..SWITCH ASSY, EMERGENCY	1	
10	37823-92E01	..PLATE, LOCK	1	
11	37826-92E00	..NUT	1	
12	38500-93J90	..BUZZER	1	
13	37850-87L00	..SWITCH ASSY, PTT	1	
14	37852-87J00	..PLATE, TRIM SWITCH	1	
15	63121-88L00	..COVER, UNDER	1	
16	63210-88L00	..GRIP, HANDLE	1	
17	63221-88L00	..SHAFT, THROTTLE	1	
18	63223-92D00	..STOPPER, HANDLE ROD	1	
19	63225-88L00	..BUSH, HANDLE ROD	1	
20	63227-93200	..PIN, HANDLE ROD	1	
21	63235-88L00	..PLATE, THROTTLE SHAFT	1	
22	63246-88L00	..STOPPER THROTTLE ADJ	1	
23	63250-88L00	..ARM ASSY, THROTTLE	1	

DF100A\_115A\_E01\_013

FIG.141



DF100A\_115A\_E01\_013\_141  
OPT:TILLER HANDLE

FIG.141 (2-C-8) OPT:TILLER HANDLE

REF NO.	PART NO.	DESCRIPTION	Q'TY	REMARKS
24	63251-87J00	.BOLT, SHIFT GEAR ASSY	4	
25	63260-88L00	.GEAR ASSY, SHIFT	1	
26	63272-87J00	..PLATE, BALL GUIDE	1	
27	63273-87J00	..BALL	1	
28	63262-87J00	.BUSH, SHIFT LEVER	1	
29	63271-87J00	.PLATE, LOCK	1	
30	63248-99J00	.PLATE, THROTTLE ADJ NOTCH	1	
31	63261-87J00	.BUSH, SHIFT GEAR	1	
32	63274-87J00	E RING	1	
33	63610-87J00	.CABLE, THROTTLE	1	
34	37853-88L90	.GROMMET, PTT SWITCH LEAD	1	
35	63626-88L00	.GROMMET, WIRE HARNESS	1	
36	67292-87J00	E RING	2	
37	09126-06015	.SCREW (6X23)	1	
38	09163-06001	.LOCK WASHER	1	
39	09440-12027	.SPRING	1	
40	21112-88L00	.BOLT SHIFT LEVER	1	
41	09125-05047	.SCREW (5X14)	6	
42	63611-88L00	.BOLT CLAMP BRACKET	3	
43	63612-87J00	.BRACKET, CLAMP	1	
44	34200-87L00	.TACHOMETER ASSY, WITH MONITOR	1	
45	36617-88L90	.CLAMP PLATE, MAIN HARNESS	1	
46	37112-88L90	.LABEL, IGNITION SWITCH	1	
47	37835-95D00	.LABEL, STOP	1	
48	37851-88L90	.BASE, PTT SWITCH	1	
49	37852-88L90	.HARNESS, GUIDE	1	
50	37861-87L10	.SWITCH, TROLLING CONTROL	1	
51	37864-88L90	.LABEL, TROLL MODE	1	
52	63244-99J00	.KNOB, THROTTLE ADJ	1	
53	63245-99J00	.BUSH, THROTTLE ADJ	1	
54	63612-88L10	.BRACKET, CLAMP SHIFT	1	
55	09260-10006	.BALL	1	
56	19140-90J10	.LEVER, THROTTLE	1	
57	21131-88L00	.MARK, CLUTCH SHIFT	1	

DF100A\_115A\_E01\_013



FIG.142

FIG.142 (2-C-10) OPT:GASKET SET (DF100AT E01)

REF NO.	PART NO.	DESCRIPTION	Q'TY	REMARKS
1	11400-92862	GASKET SET	1	
2	11141-92J01	.GASKET, CYLINDER HEAD	1	
3	11189-90J00	.GASKET, CYLINDER HEAD COVER	1	
4	11265-87E10	.GASKET, PROTECTION COVER	2	
5	11489-90J00	.GASKET, OIL PAN	1	
6	13119-90J00	.GASKET, INTAKE MANIFOLD	1	
7	13421-90J01	.GASKET, THROTTLE BODY	1	
8	14151-90J00	.GASKET, RECTIFIER	1	
9	17472-87E10	.GASKET, PUMP CASE PANEL	1	
10	51211-90J22	.GASKET, ENGINE HOLDER	1	
11-1	99011-90J30-054	MANUAL, OWNER'S	1	
11-2	99011-90J30-059	MANUAL, OWNER'S	1	

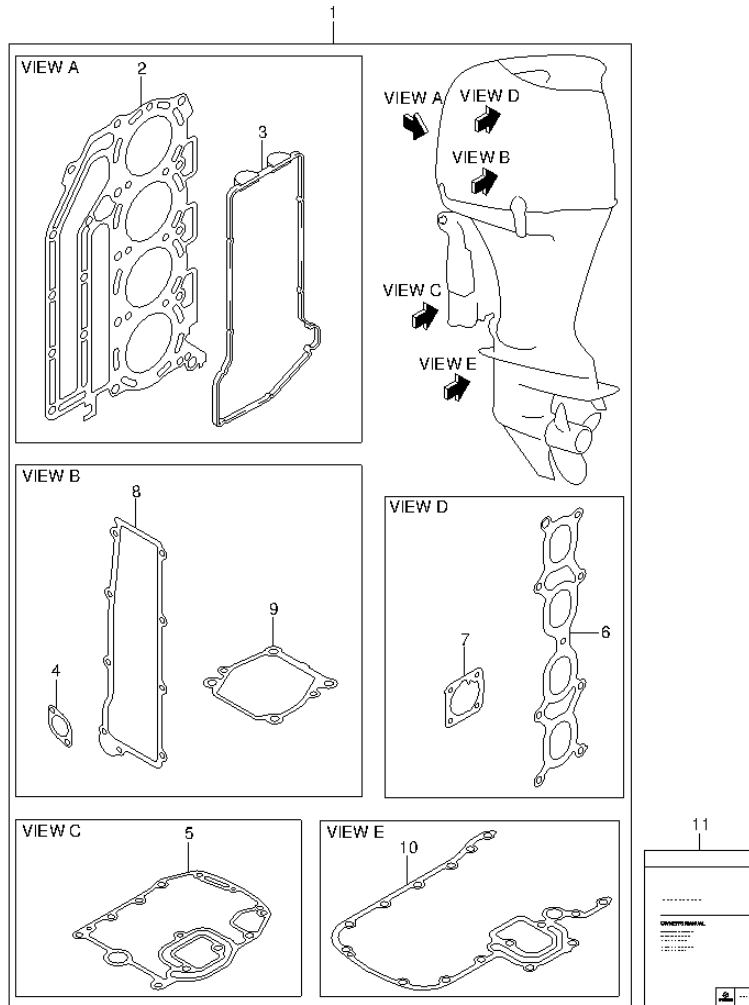


FIG.143

FIG.143 (2-C-11) OPT:GASKET SET (DF100AT E40)

REF NO.	PART NO.	DESCRIPTION	Q'TY	REMARKS
1	11400-92862	GASKET SET	1	
2	11141-92J01	.GASKET, CYLINDER HEAD	1	
3	11189-90J00	.GASKET, CYLINDER HEAD COVER	1	
4	11265-87E10	.GASKET, PROTECTION COVER	2	
5	11489-90J00	.GASKET, OIL PAN	1	
6	13119-90J00	.GASKET, INTAKE MANIFOLD	1	
7	13421-90J01	.GASKET, THROTTLE BODY	1	
8	14151-90J00	.GASKET, RECTIFIER	1	
9	17472-87E10	.GASKET, PUMP CASE PANEL	1	
10	51211-90J22	.GASKET, ENGINE HOLDER	1	
11	99011-90J30-059	MANUAL, OWNER'S	1	

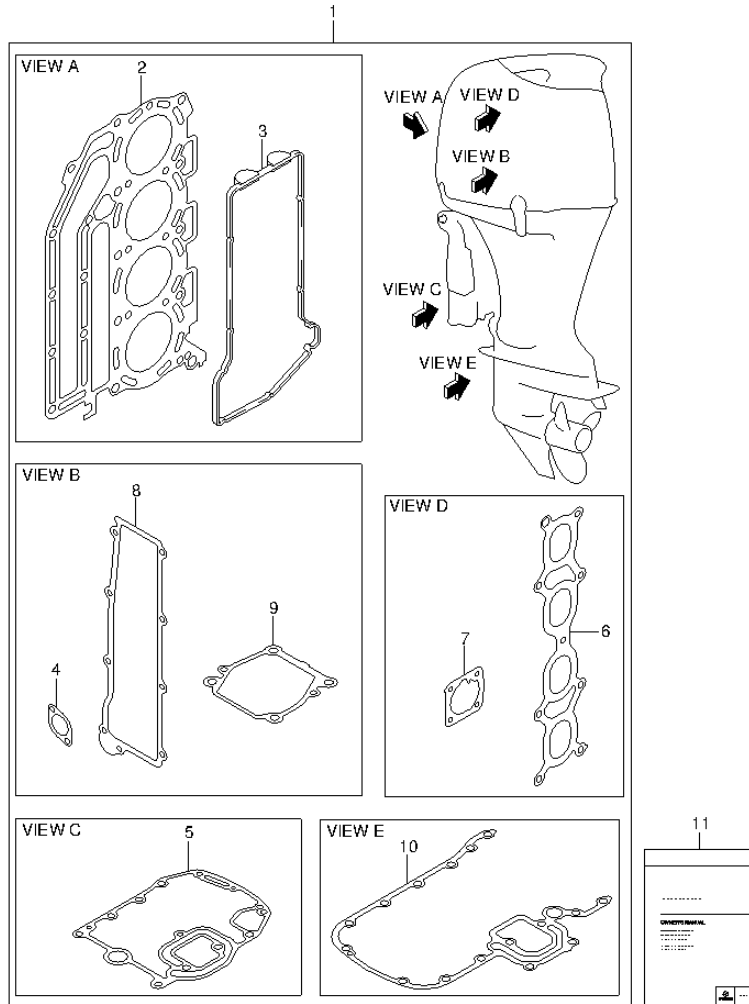


FIG.144

FIG.144 (2-C-12) OPT:GASKET SET (DF115AT E01)

REF NO.	PART NO.	DESCRIPTION	Q'TY	REMARKS
1	11400-92862	GASKET SET	1	
2	11141-92J01	.GASKET, CYLINDER HEAD	1	
3	11189-90J00	.GASKET, CYLINDER HEAD COVER	1	
4	11265-87E10	.GASKET, PROTECTION COVER	2	
5	11489-90J00	.GASKET, OIL PAN	1	
6	13119-90J00	.GASKET, INTAKE MANIFOLD	1	
7	13421-90J01	.GASKET, THROTTLE BODY	1	
8	14151-90J00	.GASKET, RECTIFIER	1	
9	17472-87E10	.GASKET, PUMP CASE PANEL	1	
10	51211-90J22	.GASKET, ENGINE HOLDER	1	
11-1	99011-90J30-054	MANUAL, OWNER'S	1	
11-2	99011-90J30-059	MANUAL, OWNER'S	1	

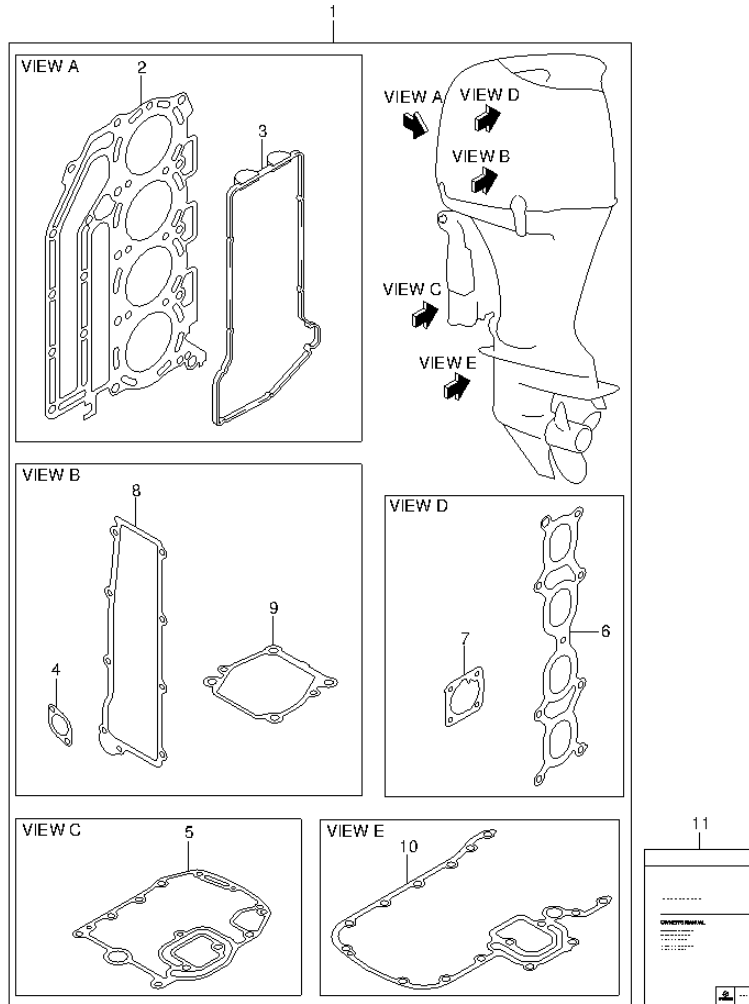


FIG.145

FIG.145 (2-C-13) OPT:GASKET SET (DF115AT E40)

REF NO.	PART NO.	DESCRIPTION	Q'TY	REMARKS
1	11400-92862	GASKET SET	1	
2	11141-92J01	.GASKET, CYLINDER HEAD	1	
3	11189-90J00	.GASKET, CYLINDER HEAD COVER	1	
4	11265-87E10	.GASKET, PROTECTION COVER	2	
5	11489-90J00	.GASKET, OIL PAN	1	
6	13119-90J00	.GASKET, INTAKE MANIFOLD	1	
7	13421-90J01	.GASKET, THROTTLE BODY	1	
8	14151-90J00	.GASKET, RECTIFIER	1	
9	17472-87E10	.GASKET, PUMP CASE PANEL	1	
10	51211-90J22	.GASKET, ENGINE HOLDER	1	
11	99011-90J30-059	MANUAL, OWNER'S	1	

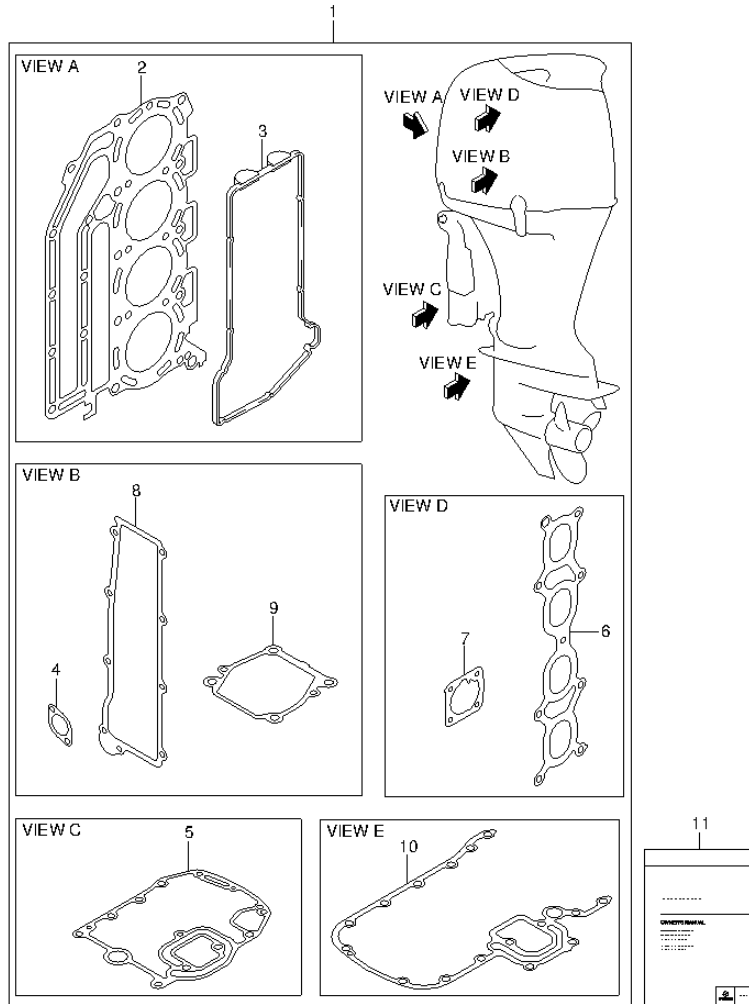


FIG.146

FIG.146 (2-C-14) OPT:GASKET SET (DF115AZ E01)

REF NO.	PART NO.	DESCRIPTION	Q'TY	REMARKS
1	11400-92862	GASKET SET	1	
2	11141-92J01	.GASKET, CYLINDER HEAD	1	
3	11189-90J00	.GASKET, CYLINDER HEAD COVER	1	
4	11265-87E10	.GASKET, PROTECTION COVER	2	
5	11489-90J00	.GASKET, OIL PAN	1	
6	13119-90J00	.GASKET, INTAKE MANIFOLD	1	
7	13421-90J01	.GASKET, THROTTLE BODY	1	
8	14151-90J00	.GASKET, RECTIFIER	1	
9	17472-87E10	.GASKET, PUMP CASE PANEL	1	
10	51211-90J22	.GASKET, ENGINE HOLDER	1	
11-1	99011-90J30-054	MANUAL, OWNER'S	1	
11-2	99011-90J30-059	MANUAL, OWNER'S	1	

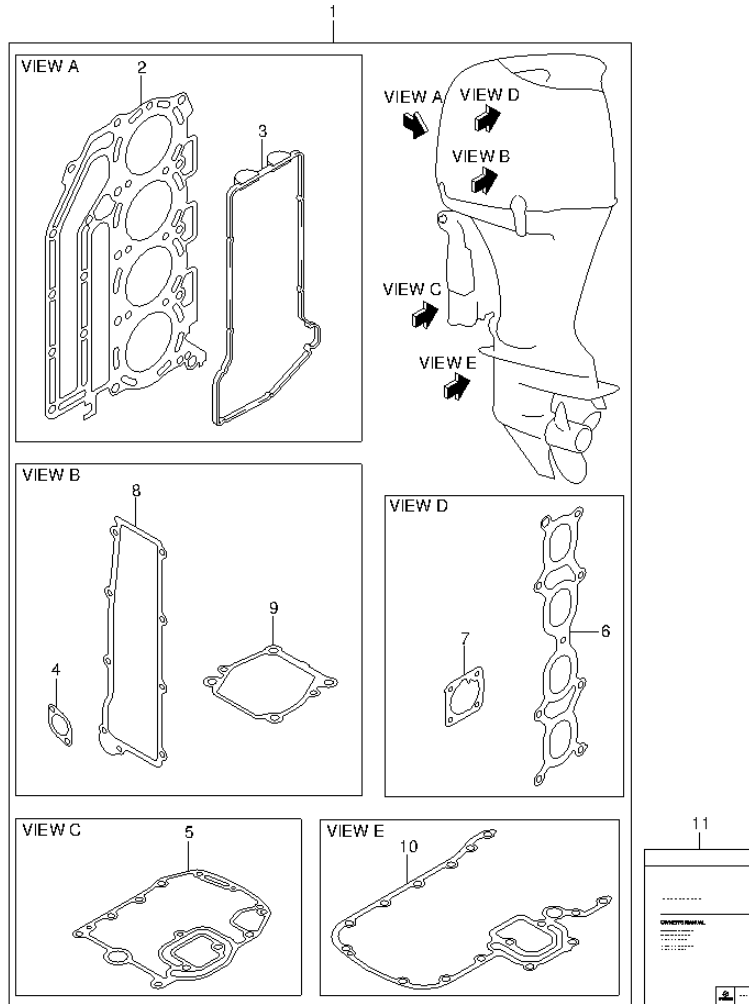


FIG.147

FIG.147 (2-C-15) OPT:GASKET SET (DF115AZ E40)

REF NO.	PART NO.	DESCRIPTION	Q'TY	REMARKS
1	11400-92862	GASKET SET	1	
2	11141-92J01	.GASKET, CYLINDER HEAD	1	
3	11189-90J00	.GASKET, CYLINDER HEAD COVER	1	
4	11265-87E10	.GASKET, PROTECTION COVER	2	
5	11489-90J00	.GASKET, OIL PAN	1	
6	13119-90J00	.GASKET, INTAKE MANIFOLD	1	
7	13421-90J01	.GASKET, THROTTLE BODY	1	
8	14151-90J00	.GASKET, RECTIFIER	1	
9	17472-87E10	.GASKET, PUMP CASE PANEL	1	
10	51211-90J22	.GASKET, ENGINE HOLDER	1	
11	99011-90J30-059	MANUAL, OWNER'S	1	

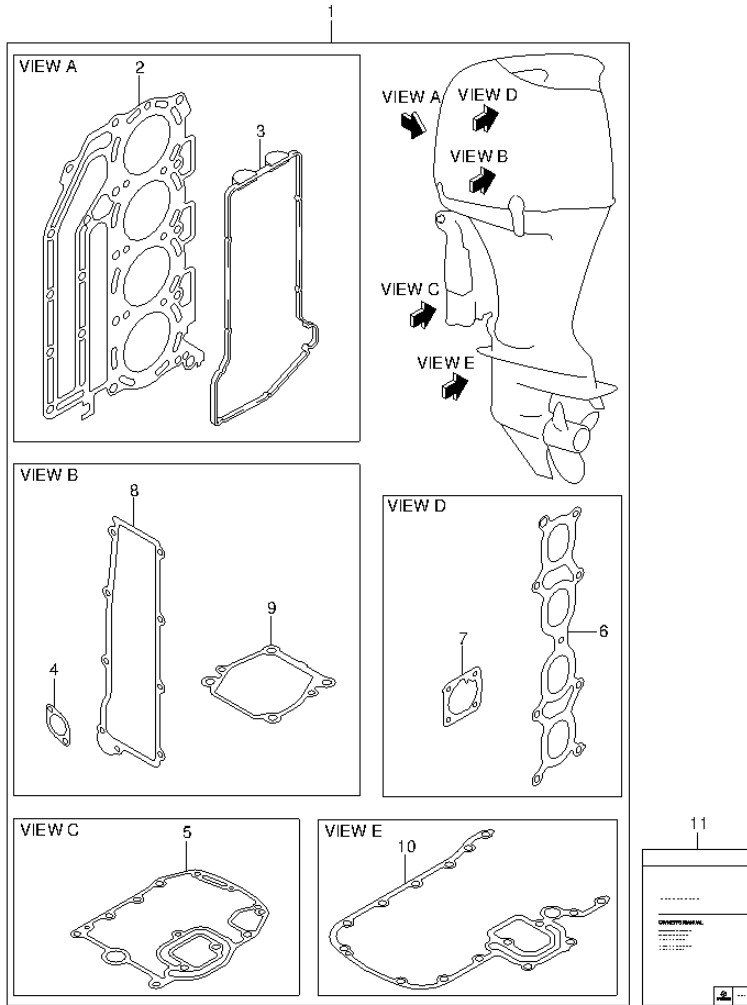


FIG.148

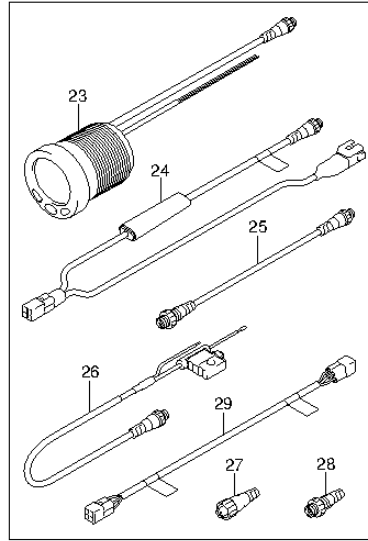
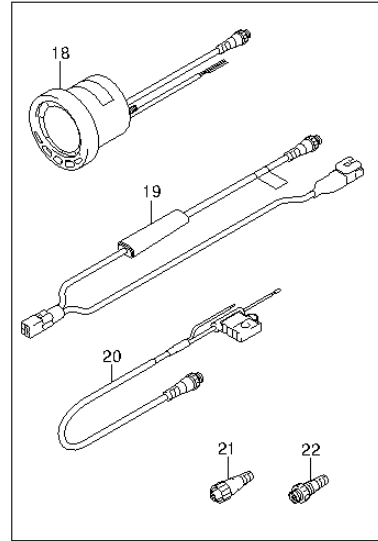
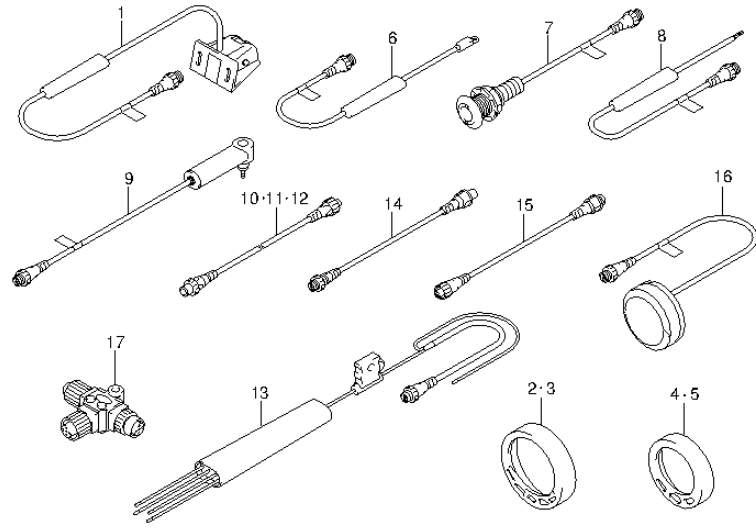


FIG.148 (2-D-2) OPT:LOWRANCE GAUGE

REF NO.	PART NO.	DESCRIPTION	Q'TY	REMARKS
1	34190-88L00	SENSOR ASSY,PAD WHEEL	1	
2	34193-88L00	BEZEL, 4 IN CHR	1	
3	34193-88L20	BEZEL, 4 IN WHITE	1	
4	34193-88L40	BEZEL, 2 IN CHR	1	
5	34193-88L60	BEZEL, 2 IN WHITE	1	
6	34455-88L00	SENSOR ASSY, WATER TEMP	1	
7	34455-88L10	SENSOR ASSY, WATER TEMP	1	
8	34810-88L00	SENSOR ASSY, FLUID LEVEL	1	
9	34960-88L00	SENSOR ASSY, WATER PRESSURE	1	
10	36662-88L10	WIRE, 2 EXTENSION	1	
11	36662-88L20	WIRE, 6 EXTENSION	1	
12	36662-88L30	WIRE, 15 EXTENSION	1	
13	36663-88L10	HARNESS ASSY, NETWORK POWER	1	
14	36666-88L00	WIRE, ADAPTER TO N NETWORK	1	
15	36666-88L10	WIRE, ADAPTER TO L NETWORK	1	
16	39950-88L00	MODULE ASSY, GPS RECEIVER	1	
17	36664-88L00	CONNECTOR, BRANCH	1	
18	34200-88L02	GAUGE ASSY, 4 IN MULTI	1	
19	34922-88L01	UNIT, INTERFACE	1	
20	36663-88L00	HARNESS ASSY, NETWORK POWER	1	
21	36665-88L00	UNIT, RESISTOR FEMALE	1	
22	36665-88L10	UNIT, RESISTOR MALE	1	
23	34800-88L01	GAUGE ASSY, 2 IN MULTI	1	
24	34922-88L01	UNIT, INTERFACE	1	
25	36662-88L00	WIRE, 25 EXTENSION	1	
26	36663-88L00	HARNESS ASSY, NETWORK POWER	1	
27	36665-88L00	UNIT, RESISTOR FEMALE	1	
28	36665-88L10	UNIT, RESISTOR MALE	1	
29	36668-88L00	WIRE, ADAPTER TO DIAGNS	1	

PART NO.	FIG.NO.-REF.NO.	PART NO.	FIG.NO.-REF.NO.	PART NO.	FIG.NO.-REF.NO.
10000		11489-90J00	46-1		12-2
			142-5		13-2
			143-5		14-2
			144-5		15-2
			145-5		16-2
11100-90J06	1-1		146-5	12732-90J00	10-1
11112-90J00	2-12		147-5	12733-90J00	10-4
11115-85FA1-001	1-4	11501-90J04-0EP	46-2	12741-90J01	10-2
11117-89J00	1-10	11510-90J00	3-1	12761-90J00	10-9
11117-90J10	2-4		4-1	12771-90J00	10-10
11118-95J00	47-15		5-1	12810-90J00	10-11
11141-92J01	1-11		6-1	12812-90J00	10-13
	142-2		7-1	12813-73G00	10-12
	143-2		8-1	12831-90J02	10-14
	144-2	11512-99E00	3-2	12891-69G00	11-3
	145-2		4-2		12-3
	146-2		5-2		13-3
	147-2		6-2		14-3
11170-90J10	1-14		7-2		15-3
11173-90J00	1-15		8-2		16-3
11179-90J00	1-16	12100-92840-025	9-8-2	12892-69G10-218	11-4-1
11189-90J00	1-17	12100-92841-0A0	9-8-1		12-4-1
	142-3	12100-92J01-050	9-14		13-4-1
	143-3	12111-92J00	9-1		14-4-1
	144-3	12140-92J01	9-2		15-4-1
	145-3	12140-92J01-050	9-15		16-4-1
	146-3	12151-86FA0	9-3	12892-69G10-220	11-4-2
	147-3	12160-92J10	9-5		12-4-2
11196-90J00	43-1	12163-35F00	9-6		13-4-2
11216-77E00	2-5	12220-92J00	9-9		14-4-2
11261-87E10	62-1	12300-85830	9-12-1		15-4-2
11261-93J00	1-5	12300-85830-012	9-12-2		16-4-2
11265-87E10	62-2	12300-85854-0AA	9-11-6	12892-69G10-223	11-4-3
	142-4	12300-85854-0BA	9-11-7		12-4-3
	143-4	12300-85854-0CA	9-11-8		13-4-3
	144-4	12300-85854-0DA	9-11-9		14-4-3
	145-4	12300-85854-0EA	9-11-10		15-4-3
	146-4	12340-85FB3-0A0	9-11-1		16-4-3
	147-4	12340-85FB3-0B0	9-11-2	12892-69G10-225	11-4-4
11291-90J10	2-1	12340-85FB3-0C0	9-11-3		12-4-4
11300-92J30	2-3	12340-85FB3-0D0	9-11-4		13-4-4
11330-90J00	2-7	12340-85FB3-0E0	9-11-5		14-4-4
11332-90J00	2-8	12632-92J11	45-1		15-4-4
11382-99E00	1-18	12711-92J00	11-1		16-4-4
11400-92862	142-1		12-1	12892-69G10-228	11-4-5
	143-1		13-1		12-4-5
	144-1		14-1		13-4-5
	145-1		15-1		14-4-5
	146-1		16-1		15-4-5
	147-1	12720-92J10	11-2		16-4-5

PART NO.	FIG.NO.-REF.NO.	PART NO.	FIG.NO.-REF.NO.	PART NO.	FIG.NO.-REF.NO.
12892-69G10-230	11-4-6				13-4-14
	12-4-6				14-4-14
	13-4-6			12892-69G10-273	11-4-23
	14-4-6				12-4-23
	15-4-6	12892-69G10-253	11-4-15		13-4-23
	16-4-6		12-4-15		14-4-23
12892-69G10-233	11-4-7				15-4-23
	12-4-7				16-4-23
	13-4-7			12892-69G10-275	11-4-24
	14-4-7				12-4-24
	15-4-7	12892-69G10-255	11-4-16		13-4-24
	16-4-7		12-4-16		14-4-24
12892-69G10-235	11-4-8				15-4-24
	12-4-8				16-4-24
	13-4-8			12892-69G10-278	11-4-25
	14-4-8				12-4-25
	15-4-8	12892-69G10-258	11-4-17		13-4-25
	16-4-8		12-4-17		14-4-25
12892-69G10-238	11-4-9				15-4-25
	12-4-9				16-4-25
	13-4-9			12892-69G10-280	11-4-26
	14-4-9				12-4-26
	15-4-9	12892-69G10-260	11-4-18		13-4-26
	16-4-9		12-4-18		14-4-26
12892-69G10-240	11-4-10				15-4-26
	12-4-10				16-4-26
	13-4-10			12892-69G10-283	11-4-27
	14-4-10				12-4-27
	15-4-10	12892-69G10-263	11-4-19		13-4-27
	16-4-10		12-4-19		14-4-27
12892-69G10-243	11-4-11				15-4-27
	12-4-11				16-4-27
	13-4-11			12892-69G10-285	11-4-28
	14-4-11				12-4-28
	15-4-11	12892-69G10-265	11-4-20		13-4-28
	16-4-11		12-4-20		14-4-28
12892-69G10-245	11-4-12				15-4-28
	12-4-12				16-4-28
	13-4-12			12892-69G10-288	11-4-29
	14-4-12				12-4-29
	15-4-12	12892-69G10-268	11-4-21		13-4-29
	16-4-12		12-4-21		14-4-29
12892-69G10-248	11-4-13				15-4-29
	12-4-13				16-4-29
	13-4-13			12892-69G10-290	11-4-30
	14-4-13				12-4-30
	15-4-13	12892-69G10-270	11-4-22		13-4-30
	16-4-13		12-4-22		14-4-30
12892-69G10-250	11-4-14				15-4-30
	12-4-14				16-4-30

PART NO.	FIG.NO.-REF.NO.	PART NO.	FIG.NO.-REF.NO.	PART NO.	FIG.NO.-REF.NO.
12892-69G10-293	11-4-31		13-9		69-2
	12-4-31		14-9	13710-99E00	18-1
	13-4-31		15-9		19-1
	14-4-31		16-9		20-1
	15-4-31	12933-86510	11-10		21-1
	16-4-31		12-10		22-1
12892-69G10-295	11-4-32		13-10	13810-90J01	23-1
	12-4-32		14-10		18-2
	13-4-32		15-10		19-2
	14-4-32		16-10		20-2
	15-4-32	13110-90J10	17-1		21-2
	16-4-32	13119-90J00	17-2		22-2
12892-69G10-298	11-4-33		142-6		23-2
	12-4-33		143-6	13813-92J00	20-3
	13-4-33		144-6		21-3
	14-4-33		145-6		22-3
	15-4-33		146-6		23-3
	16-4-33		147-6	13820-90J00	18-3
12892-69G10-300	11-4-34	13300-92J00	44-1		19-3
	12-4-34	13370-88L00	24-2	13840-90J00	18-4
	13-4-34		26-2		19-4
	14-4-34		28-2		20-4
	15-4-34	13370-88L10	25-2		21-4
	16-4-34		27-2		22-4
12911-86FA1	11-5		29-2		23-4
	12-5	13421-90J01	44-2	13851-90J00	18-5
	13-5		142-7		19-5
	14-5		143-7		20-5
	15-5		144-7		21-5
	16-5		145-7		22-5
12915-86F50	12-6		146-7		23-5
	14-6		147-7	14151-90J00	62-5
	16-6	13510-90J00	44-4		142-8
12915-86FA1	11-6	13614-89J00	25-15		143-8
	13-6		27-15		144-8
	15-6		29-15		145-8
12921-90J00	11-7	13614-93J00	25-16		146-8
	12-7		27-16		147-8
	13-7		29-16	15100-90J11	36-1
	14-7		64-1	15190-92J00	36-2
	15-7	13650-52G00	65-1	15192-92J00	36-14
	16-7		66-1	15200-92J00	24-3
12931-90J00	11-8		67-1		26-3
	12-8		68-1		28-3
	13-8		69-1	15200-92J10	25-3
	14-8	13655-87J00	64-2		27-3
	15-8		65-2		29-3
	16-8		66-2	15410-92J00	36-4
12932-85FA0	11-9		67-2	15411-92J00	36-6
	12-9		68-2	15412-92J00	36-5

PART NO.	FIG.NO.-REF.NO.	PART NO.	FIG.NO.-REF.NO.	PART NO.	FIG.NO.-REF.NO.
15413-92J00	36-7		29-7		25-9
15415-92J00	36-8	15641-88L20	24-18		26-9
15421-92J00	36-10		26-18		27-9
15600-92J00	24-1		28-18		28-9
	26-1	15641-88L30	25-18		29-9
	28-1		27-18	15654-88L00	24-10
15600-92J10	25-1		29-18		25-10
	27-1	15641-88L40	24-19		26-10
	29-1		26-19		27-10
15612-99E01	24-21		28-19		28-10
	25-21	15641-88L50	25-19		29-10
	26-21		27-19	15681-92J00	30-1
	27-21		29-19		31-1
	28-21	15642-88L00	24-8		32-1
	29-21		25-8		33-1
15613-88L00	24-22		26-8		34-1
	25-22		27-8		35-1
	26-22		28-8	15683-87J00	24-11
	27-22		29-8		25-11
	28-22	15642-88L10	24-20		26-11
	29-22		25-20		27-11
15614-99E00	24-23		26-20		28-11
	25-23		27-20		29-11
	26-23		28-20	15710-82K50	30-2
	27-23		29-20		31-2
	28-23	15643-88L00	24-17		32-2
	29-23		25-17		33-2
15626-92J00	24-4		26-17		34-2
	26-4		27-17		35-2
	28-4		28-17	15716-65DT0	30-3
15626-92J10	25-4		29-17		31-3
	27-4	15644-88L00	24-13		32-3
	29-4		26-13		33-3
15628-99E00	24-5		28-13		34-3
	25-5	15644-88L10	25-13		35-3
	26-5		27-13	15735-58B00	30-4
	27-5		29-13		31-4
	28-5	15645-88L00	24-14		32-4
	29-5		25-14		33-4
15629-99E10	24-6		26-14		34-4
	25-6		27-14		35-4
	26-6		28-14	15751-92J00	30-5
	27-6		29-14		31-5
	28-6	15648-92J00	24-16		32-5
	29-6		25-24		33-5
15641-88L00	24-7		26-16		34-5
	26-7		27-24		35-5
	28-7		28-16	15760-88L00	24-12
15641-88L10	25-7		29-24		25-12
	27-7	15650-99E00	24-9		26-12

PART NO.	FIG.NO.-REF.NO.	PART NO.	FIG.NO.-REF.NO.	PART NO.	FIG.NO.-REF.NO.
15762-90J00	27-12	17471-92J10	38-3		39-24
	28-12		40-3		40-7
	29-12		42-3		40-24
	31-7	17472-87E10	37-4		41-7
	33-7		38-4		41-24
15830-90J00	35-7		39-4		42-7
	31-10		40-4		42-24
	33-10		41-4	17564-87D00	37-8
	35-10		42-4		38-8
	16113-92J11	45-2		142-9	
16400-90J00	45-3		143-9		40-8
16440-99E00	45-4		144-9		41-8
16451-90J00	45-5		145-9		42-8
16510-61A31	45-15		146-9	17611-90J00-0EP	43-2
16520-90J00	45-6		147-9	17612-90J00	37-20
16910-90J10	46-13	17500-90J10	37-22		38-20
16930-90J01	46-14		38-22		39-20
17400-92J21	37-21		39-22		40-20
	38-21		40-22		41-20
	39-21		41-22		42-20
	40-21		42-22	17631-90J00	37-9
17410-92J00	41-21	17520-90J00	37-23		38-9
	42-21		38-23		39-9
	37-1		39-23		40-9
	38-1		40-23		41-9
	39-1		41-23		42-9
	40-1		42-23	17632-90J00	37-10
	41-1	17561-90J02	37-5-1		38-10
	42-1		38-5-1		39-10
17413-92J01	37-18		39-5-1		40-10
	39-18		40-5-1		41-10
17413-92J11	41-18		41-5-1	17635-87E00	42-10
	38-18		42-5-1		37-25
	40-18	17561-90J12	37-5-2		38-25
	42-18		38-5-2		39-25
17416-92J10	37-19		39-5-2		40-25
	38-19		40-5-2		41-25
	39-19		41-5-2	17635-90J00	42-25
	40-19		42-5-2		37-11
	41-19	17562-90J00	37-6		38-11
	42-19		38-6		39-11
17461-90J01	37-2		39-6		40-11
	38-2		40-6		41-11
	39-2		41-6		42-11
	40-2		42-6	17660-90J00	43-3
	41-2	17563-87D00	37-7	17670-90J10	43-4-2
	42-2		37-24	17670-90J20	43-4-1
17471-92J00	37-3		38-7	17681-90J01	43-5
	39-3		38-24	17711-90J00	43-6
	41-3		39-7	17913-99E11	46-3

PART NO.	FIG.NO.-REF.NO.	PART NO.	FIG.NO.-REF.NO.	PART NO.	FIG.NO.-REF.NO.	
17917-87L00	105-33	19131-95502	44-9		49-3	
	107-33	19140-90J10	141-56		50-3	
	109-33	19140-92J00	44-10		51-3	
	126-8				52-3	
	128-8				53-3	
	130-8			25232-90J00	48-4	
18134-77E00	17-3	20000			49-4	
18137-77E00	17-4				50-4	
18141-90J00	17-5				51-4	
18148-90J00	17-14				52-4	
18213-98J00	64-6		21110-88L00	141-2		53-4
	65-6	21110-92J00	47-1	25321-92J10	48-5	
	66-7	21112-88L00	141-40		49-5	
	67-7	21131-88L00	141-57		50-5	
	68-7	21131-93J00	47-16		51-5	
	69-7	21151-92J00	47-2	25321-92J20	52-5	
18498-88L00	24-31	21210-92J00	47-3		53-5	
	25-31	21230-92J00	47-4	25700-92J00	98-32	
	26-31	22511-99011	47-5		99-26	
	27-31		88-1-1		100-32	
	28-31		88-1-2		101-26	
	29-31	23111-90J02	47-6-1		102-30	
18498-90J20	1-19	23111-90J12	47-6-2	29116-93J00	103-24	
18498-96J20	36-11	23115-92J00	47-7		48-7	
18498-99E10	36-12	23230-90J20	141-3		49-7	
18498-99E20	30-6	25111-92J00	48-6-1		50-7	
	31-6		49-6-1		51-7	
	32-6		50-6-1		52-7	
	33-6		51-6-1		53-7	
	34-6		52-6-1	29117-93J10	96-15	
	35-6		53-6-1	29162-93J20	141-87	
18498-99EA0	126-6	25111-92J10	48-6-2	29404-93J10	62-12	
	127-6		49-6-2		88-16	
	128-6		50-6-2		89-15	
	129-6		51-6-2		90-15	
	130-6		52-6-2		91-15	
	131-6		53-6-2		92-15	
18590-68H00	64-3	25131-92J00	48-1		93-15	
	65-3		49-1		94-15	
	66-3		50-1			
	67-3		51-1			
	68-3		52-1			
18640-78G00	69-3	25141-92J00	53-1	30000		
	66-5		48-2			
	67-5		49-2			
	68-5		50-2		31100-90J01	60-1
	69-5		51-2		31111-94900	95-9
19115-90J00	44-6		52-2	31123-94910	95-3	
19121-90J00	44-7		53-2	31131-90J01	60-2	
19130-92J00	44-8	25222-92J00	48-3	31133-90J00	95-4	

PART NO.	FIG.NO.-REF.NO.	PART NO.	FIG.NO.-REF.NO.	PART NO.	FIG.NO.-REF.NO.
31133-94900	95-5		79-4	34360-92E00	125-12
31135-90J00	60-3		80-4	34455-88L00	148-6
31135-94900	95-7		81-4	34455-88L10	148-7
31136-90J10	95-6	33920-92JA0	76-4	34500-93J00	119-3-1
31151-90J00	60-4		77-4		121-3-1
31152-90J00	60-5	33925-92J00	76-5		123-3-1
31153-90J00	60-6		77-5		125-14-1
31170-90J00	60-17		78-5	34500-93J11	119-3-2
31171-90J00	60-7		79-5		121-3-2
31173-90J01	60-8		80-5		123-3-2
31173-94910	95-8		81-5		125-14-2
31191-90J00	60-9	34100-93J00	125-3-1	34600-93J00	125-8-1
31220-90J00	60-10	34100-93J11	125-3-2	34600-93J11	125-8-2
31281-92J10	95-20	34100-93J20	125-3-3	34650-93J20	125-16-1
31310-90J00	60-11	34100-93J31	125-3-4	34650-93J31	125-16-2
31311-94900	95-2	34100-93J40	125-3-5	34660-90J02	126-1
31320-90J00	60-12	34100-93J51	125-3-6		127-1
31341-90J00	60-13	34100-93J60	125-3-7		128-1
31343-90J00	60-14	34190-87D00	124-1		129-1
31344-90J00	60-15	34190-88L00	148-1		130-1
31360-90J00	60-16	34190-95500	124-2		131-1
31912-90J00	60-18	34191-92E00	125-5	34800-88L01	148-23
31918-90J10	60-19		125-17	34800-93J00	118-1-1
32102-92J20	61-1	34193-88L00	148-2		119-1-1
32120-92J00	61-2	34193-88L20	148-3		120-1-1
32160-92J00	61-3	34193-88L40	148-4		121-1-1
32800-92J00	62-6	34193-88L60	148-5		122-1-1
32890-92J00	62-7	34200-87L00	141-44		123-1-1
33220-50M10	61-4	34200-87L10	125-23		125-1-1
33410-90J00	63-1	34200-88L02	148-18	34800-93J11	118-1-2
33420-90J00	63-4	34200-93J00	118-3-1		119-1-2
33634-96J00	70-4		119-5-1		120-1-2
	71-4		120-3-1		121-1-2
	72-4		121-5-1		122-1-2
	73-4		122-3-1		123-1-2
	74-4		123-5-1		125-1-2
	75-4		125-20-1	34810-88L00	148-8
33710-90J00	63-2	34200-93J11	118-3-2	34830-87J20	64-4
33720-90J00	63-5		119-5-2		65-4
33730-90J00	63-6		120-3-2		66-4
33740-90J00	63-3		121-5-2		67-4
33799-97E00	95-10		122-3-2		68-4
33810-90J10	70-1		123-5-2		69-4
	71-1		125-20-2	34840-98J03	64-5
	72-1	34200-93J40	125-25-1		65-5
	73-1	34200-93J50	125-25-2		66-6
	74-1	34211-87L00	125-24		67-6
	75-1	34300-93J00	125-10-1		68-6
33833-91J00	61-5	34300-93J11	125-10-2		69-6
33920-92J90	78-4	34310-92E00	125-11	34841-92J00	64-7

PART NO.	FIG.NO.-REF.NO.	PART NO.	FIG.NO.-REF.NO.	PART NO.	FIG.NO.-REF.NO.
	65-7	36615-96300	118-4		137-3
	66-8		119-6	36630-92E00	132-7
	67-8		120-4	36646-93J01	134-2
	68-8		121-6		135-2
	69-8		122-4		136-2
34842-92J00	64-8		123-6		137-2
	65-8		124-5	36660-94480	132-8
	66-9		125-7	36661-87L00	124-4
	67-9		125-21	36662-88L00	148-25
	68-9	36616-90J10	70-16	36662-88L10	148-10
	69-9		71-16	36662-88L20	148-11
34843-87L00	64-9		72-16	36662-88L30	148-12
	65-9		73-16	36663-88L00	148-20
	66-10		74-16		148-26
	67-10		75-16	36663-88L10	148-13
	68-10	36617-88L90	141-45	36663-98J00	132-10-1
	69-10	36617-93J10	70-17	36663-98J10	132-10-2
34845-92J00	64-12		71-17	36664-88L00	148-17
	65-12		72-17	36665-88L00	148-21
	66-13		73-17		148-27
	67-13		74-17	36665-88L10	148-22
	68-13		75-17		148-28
34846-87L00	69-13	36618-43410	70-6	36666-87L00	124-6
	64-10		71-6	36666-88L00	148-14
	65-10		72-6	36666-88L10	148-15
	66-11		73-6	36668-88L00	148-29
	67-11		74-6	36682-92E00	132-9
	68-11		75-6	36721-96J00	70-7
	69-11	36620-87L00	141-4		71-7
34922-88L01	148-19	36620-93J02	132-5-1		72-7
	148-24		134-55-1		73-7
34960-88L00	148-9		135-55-1		74-7
36610-92J00	72-3		136-55-1		75-7
	73-3		137-55-1	36737-96J00	70-8
	74-3	36620-93J10	132-2-1		71-8
	75-3	36620-93J30	132-3		72-8
36610-92J10	70-3	36620-93J40	132-2-2		73-8
	71-3	36620-93J52	132-5-2		74-8
36611-92J00	70-15		134-55-2		75-8
	71-15		135-55-2	36738-88L00	70-9
	72-15		136-55-2		71-9
	73-15		137-55-2		72-9
	74-15	36620-93J62	132-5-3		73-9
	75-15		134-55-3		74-9
36612-96J00	70-14		135-55-3		75-9
	71-14		136-55-3	36890-93J10	139-15
	72-14		137-55-3	36894-87D00	88-3
	73-14	36628-92E00	134-3	36894-95201	88-2
	74-14		135-3	36895-87D10	89-17
	75-14		136-3		90-16

PART NO.	FIG.NO.-REF.NO.	PART NO.	FIG.NO.-REF.NO.	PART NO.	FIG.NO.-REF.NO.
	91-17		136-5-4		141-6-10
	92-16		137-5-4	37141-99EA0	133-3-11
	93-17		141-6-4		133-17-11
	94-16	37141-99E40	133-3-5		133-29-11
	97-7		133-17-5		134-5-11
36990-87D00	132-1		133-29-5		135-5-11
37100-96J00	133-1		134-5-5		136-5-11
37100-96J13	133-27		135-5-5		137-5-11
37100-96J23	133-15		136-5-5		141-6-11
37110-87L00	141-5		137-5-5	37141-99EB0	133-3-12
37110-93J00	133-2		141-6-5		133-17-12
	133-16	37141-99E50	133-3-6		133-29-12
	133-28		133-17-6		134-5-12
37110-93J10	134-4		133-29-6		135-5-12
	135-4		134-5-6		136-5-12
	136-4		135-5-6		137-5-12
	137-4		136-5-6		141-6-12
37112-88L90	141-46		137-5-6	37143-99E00	133-4
37139-99E00	133-6		141-6-6		133-18
37139-99E10	133-33	37141-99E60	133-3-7		133-30
37139-99E20	133-23		133-17-7		134-6
37141-99E00	133-3-1		133-29-7		135-6
	133-17-1		134-5-7		136-6
	133-29-1		135-5-7		137-6
	134-5-1		136-5-7		141-7
	135-5-1		137-5-7	37149-93J00	133-5
	136-5-1		141-6-7		133-19
	137-5-1	37141-99E70	133-3-8		133-31
	141-6-1		133-17-8		134-7
37141-99E10	133-3-2		133-29-8		135-7
	133-17-2		134-5-8		136-7
	133-29-2		135-5-8		137-7
	134-5-2		136-5-8		141-8
	135-5-2		137-5-8	37210-93J00	133-13
	136-5-2		141-6-8	37212-93J00	133-14
	137-5-2	37141-99E80	133-3-9	37220-92E00	139-16
	141-6-2		133-17-9	37721-92E10	140-11
37141-99E20	133-3-3		133-29-9	37721-93J00	76-6
	133-17-3		134-5-9		77-6
	133-29-3		135-5-9		78-6
	134-5-3		136-5-9		79-6
	135-5-3		137-5-9		80-6
	136-5-3		141-6-9		81-6
	137-5-3	37141-99E90	133-3-10	37721-93J90	134-8
	141-6-3		133-17-10		135-8
37141-99E30	133-3-4		133-29-10		136-8
	133-17-4		134-5-10		137-8
	133-29-4		135-5-10	37726-90J10	76-7
	134-5-4		136-5-10		77-7
	135-5-4		137-5-10		78-7

PART NO.	FIG.NO.-REF.NO.	PART NO.	FIG.NO.-REF.NO.	PART NO.	FIG.NO.-REF.NO.
	79-7	37855-99E00	133-12		87-1
	80-7	37859-90J00	134-54	41121-90J20-0EP	82-2
	81-7		135-54		83-2
37803-93J03	133-9		136-54		84-2
37805-93J00	133-11		137-54		85-2
37820-87L00	141-9	37860-87L00	133-37		86-2
37820-93J03	133-20	37861-87L10	141-50	41130-92J30	87-2
	134-9	37862-87L00	133-38		82-3
	135-9	37864-88L90	141-51		83-3
	136-9	38100-92J11	95-1		84-3
	137-9	38410-93J20	76-2		85-3
37820-93J93	133-32		77-2		86-3
37820-99E01	64-11		78-2		87-3
	65-11		79-2	41135-92J00	82-12
	66-12		80-2		83-12
	67-12		81-2		84-12
	68-12	38415-93J20	76-3		85-12
	69-12		77-3		86-12
37823-92E01	133-21		78-3		87-12
	134-10		79-3	41153-94500	82-4
	135-10		80-3		83-4
	136-10		81-3		84-4
	137-10	38500-93J00	132-4		85-4
	141-10	38500-93J90	133-7		86-4
37825-99E00	133-10		133-25		87-4
37826-92E00	133-22		133-35	41161-94400	117-1
	134-11		134-13	41220-95E13	88-17
	135-11		135-13	41221-95E40	88-18
	136-11		136-13	41224-95E01	88-19
	137-11		137-13	41225-94400	88-20
	141-11		141-12	41228-90J00	88-21
37835-95D00	141-47	38860-76F01	70-5	41230-95E00	88-22
37850-87L00	141-13		71-5	41233-95E10	88-23
37850-90J05	134-12		72-5	43111-90J40-0EP	88-4-1
	135-12		73-5	43111-90J50-0EP	88-4-2
	136-12		74-5	43112-99E00	46-4
	137-12		75-5	43211-93J00	88-5
37850-93J10	139-4	39950-87L00	124-7	43711-97E00	88-6
37850-99E04	76-1	39950-88L00	148-16	43750-90J22-0EP	88-7-1
	77-1			43750-90J32-0EP	88-7-2
	78-1			43761-90J10-0EP	141-58
	79-1			43762-88L00	141-59
	80-1			43768-88L00	141-60
	81-1			43769-90J00	141-68
37851-88L90	141-48			43770-90J00	141-78
37852-87J00	141-14	41111-90J13-0EP	82-1	43778-90J00	141-79
37852-88L90	141-49		83-1	43779-90J00	141-80
37853-88L90	141-34		84-1	43781-90J00	141-82
37854-88L90	141-72		85-1	45421-90J00	82-16
37855-88L90	141-71		86-1		84-16

PART NO.	FIG.NO.-REF.NO.	PART NO.	FIG.NO.-REF.NO.	PART NO.	FIG.NO.-REF.NO.
48121-90J00	89-7 90-7 91-7 92-7 93-7 94-7	48611-90J00	89-2 90-2 91-2 92-2 93-2 94-2	54221-90J02-0EP 55110-90J15-0EP	97-16 98-1 99-1 100-1 101-1 102-1
48140-93J01	82-18 84-18 86-16	48862-87J20	89-6 90-6 91-6	55116-87E00	103-1 98-30 100-30
48321-90J00	89-8 90-8 91-8 92-8 93-8	48862-90J21 48862-92J20	92-6 93-6 94-6 95-19 95-17	55125-90J01	102-28 98-3 99-3 100-3 101-3
48326-95E00	94-8 89-9 90-9 91-9 92-9 93-9 94-9	48862-92J30 48864-93J01	95-18 95-15	55125-92J00	102-3 103-3 98-4 99-4 100-4 101-4
48400-90J02	89-1 90-1 91-1 92-1	50000		55320-94900	102-4 103-4 82-5 83-5 84-5
48502-90J13 48557-90J00	93-1 94-1 95-14 89-5 90-5	51110-90850-0EP 51115-90J00 51122-90J00 51123-90J01 51211-90J22	96-1 96-8 96-18 96-19 96-9	55321-87J00	85-5 86-5 87-5 1-7 62-3-1
48571-87L00	91-5 92-5 93-5 94-5 89-3 90-3 91-3 92-3 93-3 94-3		142-10 143-10 144-10 145-10 146-10 147-10 97-1-1 97-1-2 96-22 96-25	55321-87J10	89-13 90-13 91-13 92-13 93-13 94-13 62-3-2 89-16 91-16 93-16
48572-87J10	89-4 90-4 91-4 92-4 93-4 94-4	54121-87D00 54123-90J00 54125-90J10 54130-90J40 54148-90J11-0EP	97-13 97-8 96-21 96-26 96-23 96-27	55321-90J01	98-5 99-5 100-5 101-5 102-5 103-5
48582-95E01 48583-95E00 48585-95E00 48588-90J00	95-12 95-11 95-13 95-16	54151-90J00 54160-90J20 54166-90J11 54211-90J01-0EP	97-14 97-9 97-10 97-15	55321-94910	82-19 84-19 86-17 37-26

PART NO.	FIG.NO.-REF.NO.	PART NO.	FIG.NO.-REF.NO.	PART NO.	FIG.NO.-REF.NO.
	38-26 39-26 40-26 41-26 42-26		57-1-1 58-16-1 59-16-1 54-1-2 55-1-2	57621-92J10	54-16 55-16 56-16 57-16 58-32
55332-87D11	98-6 99-6 100-6 101-6 102-6	57110-92J70	56-1-2 57-1-2 58-16-2 59-16-2	57630-90J00	59-32 98-31 100-31 102-29
55333-87D02	103-6 37-27 38-27 39-27 40-27 41-27	57130-92J01 57133-90J01	97-5 54-2 55-2 56-2 57-2	57631-92J00	54-18 55-18 56-18 57-18 58-33
55333-87D10	102-6 103-6 37-27 38-27 39-27 40-27 41-27	57300-92860	58-17 59-17 54-4 55-4 56-4 57-4	57633-90J02	59-33 98-25 99-21 100-25 101-21 102-23
56120-92J01-0EP	101-7 102-7 103-7 54-24 55-24 56-24 57-24	57300-92870 57500-87861	58-19 59-19 54-8 55-8 56-8 57-8	57635-92J01	103-19 98-26 99-22 100-26 101-22 102-24
56120-92J12-0EP	58-1 59-1 54-25 55-25 56-25 57-25 58-2 59-2	57500-87873	54-6 55-6 56-6 57-6 58-21 59-21 54-12 55-12 56-12	58100-90JAO-019	103-20 98-19-1 99-19-1 100-19-1 101-19-1 98-19-2 99-19-2 100-19-2 101-19-2
56123-92J00	54-25 55-25 56-25 57-25 58-2 59-2	57500-92813	57-6 58-21 59-21 54-12 55-12 56-12	58100-90JBO-019	100-19-1 101-19-1 98-19-2 99-19-2 100-19-2 101-19-2
56130-90J00	54-32 55-32 56-32 57-32 58-8 59-8	57610-92J20	57-12 58-27 59-27 54-15 55-15 56-15	58100-90JCO-019	98-19-3 99-19-3 100-19-3 101-19-3 98-19-4 99-19-4
56140-92J00	54-36 55-36 56-36 57-36 58-11 59-11	57610-92J31 57616-90J00	57-15 58-31 59-31 54-23 55-23 56-23	58100-90JEO-019	100-19-4 101-19-4 98-19-5 99-19-5 100-19-5 101-19-5
56140-92J30	58-11 59-11 54-1-1 55-1-1 56-1-1	57616-92J00	57-23 58-39 59-39	58105-90J00	98-20 98-24 99-20

PART NO.	FIG.NO.-REF.NO.	PART NO.	FIG.NO.-REF.NO.	PART NO.	FIG.NO.-REF.NO.		
58120-90J00	100-20	61134-90J20	108-25	61446-87L12	114-16		
	100-24		109-25		115-16		
	101-20		104-1		110-18		
	102-22		105-1		111-18		
	98-22		106-1		112-18		
	100-22		107-1		113-18		
	102-20		108-1		114-18		
	98-21-1		109-1		115-18		
	100-21-1		61150-99E00		46-5	61453-87L20	110-17
	98-21-2		61155-99E01		46-7		111-17
100-21-2	61400-90850-0EP	110-1		112-17			
98-21-3		111-1		113-17			
100-21-3		112-1		114-17			
98-21-4		113-1		115-17			
100-21-4		114-1	61458-99E70	110-24			
102-19-1		115-1		111-24			
61422-90J22	110-21			112-24			
61422-90J32	111-21			113-24			
112-21				114-24			
113-21				115-24			
100-23-1		114-21	61471-98J00	110-23			
98-23-2	61431-92J10-0EP	115-21		111-23			
110-6		112-23		112-23			
111-6		113-23		113-23			
112-6		114-23		114-23			
113-6		115-23		115-23			
114-6		61472-93E32		4-4			
115-6				6-4			
110-22	61435-90J72	8-4		8-4			
111-22		3-4	61472-93E40	3-4			
112-22	61435-90J82	5-4		5-4			
113-22		7-4		7-4			
114-22		3-6	61493-90J00	3-6			
115-22		4-6		4-6			
110-7	61438-92J10	5-6		5-6			
6-6		6-6		6-6			
7-6		7-6		7-6			
8-6		8-6		8-6			
3-7		3-7	61494-90J00	3-7			
4-7		4-7		4-7			
5-7		5-7		5-7			
6-7		6-7		6-7			
7-7		7-7		7-7			
8-7		8-7		8-7			
110-9		110-9	61610-93J00	110-9			
111-9		111-9		111-9			
112-9		112-9		112-9			
113-9		113-9		113-9			
114-9		114-9		114-9			
115-9		115-9		115-9			
110-8	61439-92J10	110-8		110-8			
111-8		111-8		111-8			
112-8		112-8		112-8			
113-8		113-8		113-8			
114-8		114-8		114-8			
115-8		115-8		115-8			
110-16	61443-87L20	110-16		110-16			
111-16		111-16		111-16			
112-16		112-16		112-16			
113-16		113-16		113-16			

60000

PART NO.	FIG.NO.-REF.NO.	PART NO.	FIG.NO.-REF.NO.	PART NO.	FIG.NO.-REF.NO.
61621-87D20	110-2		112-10	63227-93Z00	141-20
	111-2		113-10	63235-88L00	141-21
	112-2		114-10	63244-99J00	141-52
	113-2		115-10	63245-99J00	141-53
	114-2	61690-90J01	110-11	63246-88L00	141-22
	115-2		111-11	63247-99J00	141-76
61633-90J02-0EP	104-14		112-11	63248-99J00	141-30
	104-15		113-11	63250-88L00	141-23
	105-14		114-11	63251-87J00	141-24
	105-15		115-11	63251-88L90	141-70
	106-14	61810-90J10-0EP	104-2	63258-88L00	141-73
	106-15		105-2	63260-88L00	141-25
	107-14		106-2	63261-87J00	141-31
	107-15		107-2	63262-87J00	141-28
	108-14		108-2	63271-87J00	141-29
	108-15		109-2	63272-87J00	141-26
61637-90J10	109-14	61817-89J00	104-3	63273-87J00	141-27
	109-15		105-3	63274-87J00	141-32
	104-16		106-3	63610-87J00	141-33
	105-16		107-3	63611-88L00	141-42
	106-16		108-3	63612-87J00	141-43
	107-16		109-3	63612-88L10	141-54
	108-16	61820-90J10-0EP	104-4	63626-88L00	141-35
	109-16		105-4	65000-95D01	116-1
61638-90J10	104-17		106-4	65520-95D00	116-2
	105-17		107-4	65561-95D00	116-3
	106-17		108-4	65700-90J13	116-11
	107-17		109-4	65740-95D01	116-7
	108-17	61827-90J00	104-5	65750-95500	116-12
	109-17		105-5	65770-90J10	116-13
61641-87D00	104-18		106-5	65831-95D00	116-4
	105-18		107-5	65890-95D00	116-5
	106-18		108-5	65892-95D00	116-6
	107-18		109-5	67140-95600	134-57
	108-18	61831-90J12-0EP	104-6		135-57
	109-18		105-6		136-57
61644-90J20	110-3		106-6		137-57
	111-3		107-6	67200-93J06	134-1
	112-3		108-6		135-1
	113-3		109-6		136-1
	114-3	63002-90J30-0EP	141-1		137-1
	115-3	63111-88L00-0EP	141-77	67200-93J23	139-1
61645-90J01-0EP	104-19	63115-88L00	141-65		140-1
	105-19	63121-88L00	141-15	67211-93J10	139-26
	106-19	63132-88L00	141-69	67212-95600	134-14
	107-19	63210-88L00	141-16		135-14
	108-19	63215-93110	141-67		136-14
	109-19	63221-88L00	141-17		137-14
61680-90J01	110-10	63223-92D00	141-18	67213-92E00	134-15
	111-10	63225-88L00	141-19		135-15

PART NO.	FIG.NO.-REF.NO.	PART NO.	FIG.NO.-REF.NO.	PART NO.	FIG.NO.-REF.NO.
67220-95630	136-15	67244-95600	135-24	67261-93J00 67261-99E00	137-34
	137-15		136-24		139-2
	134-18		137-24		134-35
	135-18		134-25		135-35
	136-18		135-25		136-35
67221-92E00 67222-92E00 67223-92E00 67223-99E10	137-18	67245-92E00 67245-95600	136-25	67263-93J00 67264-95600	137-35
	140-8		137-25		139-3
	140-2		140-23		134-37
	140-3		134-26		135-37
	134-19		135-26		136-37
67224-92E00 67226-92E00 67226-92E10 67227-92E00 67228-92E00 67229-95600	135-19	67246-92E00 67251-93J00 67251-99E10	136-26	67267-93J00	137-37
	136-19		137-26		134-38
	137-19		140-37		135-38
	140-9		139-11		136-38
	140-15		134-27		137-38
	140-16		135-27		140-30
	140-24		136-27		67269-92E00
	140-18		137-27		67271-92E00
	134-20		140-40		67272-92E10
	135-20		134-28		67273-92E10
67230-92E00 67231-92E00 67232-95600	136-20	67253-92E00 67253-92E10 67253-95600	135-28	67274-92E00 67275-95600	134-39
	137-20		136-28		135-39
	140-20		137-28		136-39
	140-43		139-14		137-39
	134-21		140-39		139-22
	135-21		134-29		140-41
	136-21		135-29		134-40
	137-21		136-29		135-40
	140-44		137-29		136-40
	140-29		140-42		137-40
67232-95620 67233-92E00 67234-92E00 67235-92E00 67236-92E00 67237-92E01 67238-87D00	140-27	67255-99E00	134-30	67282-93J00 67286-92E00 67287-92E00 67287-92E10 67288-92E00	139-21
	140-22		135-30		139-17
	140-28		136-30		140-19
	140-33		137-30		139-20
	140-34		134-31		140-49
	134-22		135-31		134-41
	135-22		136-31		135-41
	136-22		137-31		136-41
	137-22		139-10		137-41
	140-35		134-32		140-4
67238-92E00 67239-92E00 67239-92E10 67240-92E00 67241-92E10 67241-99E10	140-36	67257-99E00	135-32	67288-92E10 67288-92E20 67288-92E30 67288-92E40 67291-92E00 67291-92E10	140-6
	140-47		136-32		139-7
	140-17		137-32		139-13
	140-45		134-33		139-9
	134-23		135-33		140-7
	135-23		136-33		140-38
	136-23		137-33		141-36
	137-23		134-34		134-42
	140-46		135-34		135-42
	134-24		136-34		136-42

PART NO.	FIG.NO.-REF.NO.	PART NO.	FIG.NO.-REF.NO.	PART NO.	FIG.NO.-REF.NO.
67294-92E00 67294-95600	140-5	67297-95600	137-59	69711-93E10	137-49
	140-10		134-48		3-5
	134-43		135-48		4-5
	134-58		136-48		5-5
	135-43		137-48		6-5
67295-92E00 67295-92E10 67296-88D10	135-58	67341-90J32	104-28	70000	7-5
	136-43		105-28		8-5
	136-58		106-28		
	137-43		107-28		
	137-58		108-28		
	139-24		109-28		
	139-5		104-29		
	139-6		105-29		
	140-13		106-29		
	140-31		107-29		
67296-90J00	134-44	67343-90J20	108-29	77811-63J00-0PG	110-19
	135-44		109-29		111-19
	136-44		104-30		112-19
	137-44		105-30		113-19
	134-17		106-30		114-19
67296-92E10	135-17	67344-90J00	107-30	90000	115-19
	136-17		108-30		
	137-17		109-30		
	140-12		117-7		
	140-14		67467-89J01		67473-89J00
	139-18		67473-89J00		44-11
	139-12		67500-93J00		138-1
	139-8		67500-93J10		139-28
	139-27		67600-90J00		117-10
	140-50		67631-90J00		117-11
67296-94300	134-45	67701-90J00	117-2	99011-90J30-054	142-11-1
	135-45		67721-99E00		117-3
	136-45		67725-90J00		141-81
	137-45		67725-90J10		141-84
	134-36		67725-90J20		141-85
	135-36		67725-99E00		117-4
	136-36		67725-99E10		117-12
	137-36		67726-90J00		141-86
	134-46		67726-99E00		117-5
	135-46		67728-99E00		117-6
67296-95610	136-46	68110-87L00	141-83	99011-90J30-059	144-11-1
	137-46		110-26		146-11-1
	134-47		111-26		142-11-2
	135-47		112-26		143-11
	136-47		113-26		144-11-2
	137-47		114-26		145-11
	140-26		115-26		146-11-2
	134-59		134-49		147-11
	135-59		135-49		
	136-59		136-49		
67296-95620	137-47	68165-16B00-13L	114-26	00000	01421-0616A
	140-26		17-7		01421-08357
	134-59		30-12		01421-08407
	135-59		31-12		
	136-59		32-12		

PART NO.	FIG.NO.-REF.NO.	PART NO.	FIG.NO.-REF.NO.	PART NO.	FIG.NO.-REF.NO.
	33-12	01550-08207	1-9	04211-11129	17-12
	34-12		36-16		96-17
	35-12		60-20	04211-13149	60-22
01421-08507	17-8	01550-0825A	96-20	04211-13189	1-13
01547-06167	61-9	01550-0835A	10-18	04221-04089	9-7
01547-06257	1-23	01550-08407	2-11	04221-05109	10-5
	45-11		17-10	06111-07004	54-20
01547-06357	45-12	01550-08557	44-3		55-20
01547-06557	1-24	01550-08757	17-11		56-20
01550-06127	24-34	01550-10507	60-21		57-20
	25-34	01550-12167	30-13		58-35
	26-34		32-13		59-35
	27-34		34-13	06111-11004	54-21
	28-34	01550-12307	2-2		55-21
	29-34	01580-08257	104-31		56-21
	46-16		105-31		57-21
	47-21		106-31		58-36
	110-14		107-31		59-36
	111-14		108-31	08113-62090	54-29
	112-14		109-31		55-29
	113-14	02112-0408A	24-15		56-29
	114-14		26-15		57-29
	115-14		28-15	08211-30382	54-9-1
01550-06167	44-16	02112-0612A	1-25		55-9-1
	62-13	02142-0408B	24-24		56-9-1
	104-27		26-24		57-9-1
	105-27		28-24	08310-00067	70-20
	106-27	02142-06167	70-19		71-20
	107-27		71-19		72-20
	108-27		72-19		73-20
01550-0616A	109-27		73-19		74-20
	10-16		74-19		75-20
01550-06207	45-13		75-19	08316-1006A	10-19
	2-10	02162-05207	64-13	08316-10087	17-13
	3-3		65-13		30-14
	4-3		66-14		31-14
	5-3		67-14		32-14
	6-3		68-14		33-14
	7-3		69-14		34-14
	8-3	02162-06127	62-16		35-14
	17-9	03112-06303	124-3		36-18
	62-14	03121-0516A	133-24		70-2
01550-0620A	10-17		133-34		71-2
01550-06257	36-17	03522-05169	141-75		72-2
	43-18	03542-06169	110-15		73-2
	63-8		111-15		74-2
	96-14		112-15		75-2
01550-06307	47-14		113-15	08321-01067	70-21
	62-15		114-15		71-21
01550-06357	44-17		115-15		72-21

PART NO.	FIG.NO.-REF.NO.	PART NO.	FIG.NO.-REF.NO.	PART NO.	FIG.NO.-REF.NO.
	73-21		85-13	09116-08160	96-10
	74-21		86-13	09116-10129	46-9
	75-21		87-13	09116-10150	98-10
08322-01067	63-9	09116-06121	43-7		99-10
08331-3112A	45-14		82-6		100-10
08331-41269	10-8		83-6		101-10
08331-41359	96-6		84-6		102-10
08341-31059	61-11		85-6		103-10
09100-06131	98-8		86-6	09116-10174	89-10
	99-8		87-6		90-10
	100-8	09116-06127	104-20		91-10
	101-8		105-20		92-10
	102-8		106-20		93-10
	103-8		107-20		94-10
09100-08232	134-50		108-20	09116-10176	96-28
	135-50		109-20		97-2
	136-50	09116-06202	24-25		97-17
	137-50		25-25	09117-08047	54-31
09100-12081	117-14		26-25		55-31
09100-12090	82-7-2		27-25		56-31
	84-7-2		28-25		57-31
	86-7-1		29-25		58-14
	87-7	09116-06215	18-8		59-14
09100-12091	82-7-1		19-8	09117-08110	54-35
	83-7		20-8		55-35
	84-7-1		21-8		56-35
	85-7		22-8		57-35
	86-7-2		23-8		58-15
09103-06093	64-14	09116-08125	1-12		59-15
	65-14	09116-08128	46-8	09117-10039	98-11
	66-15		96-11		99-11
	67-15	09116-08131	37-12		100-11
	68-15		38-12		101-11
	69-15		39-12		102-11
09103-06231	61-6		40-12		103-11
09103-06266	1-2		41-12	09118-08127	104-7
09103-06281	1-8		42-12		105-7
	62-4	09116-08137	82-15		106-7
	89-14		83-15		107-7
	90-14		84-15		108-7
	91-14		85-15		109-7
	92-14		86-15	09119-05010	44-12
	93-14		87-15	09125-05042	134-16
	94-14		98-9		135-16
09103-12049	10-3		99-9		136-16
09103-16004	61-7		100-9		137-16
09106-05030	61-10		101-9		140-21
09106-10065	82-13		102-9	09125-05046	37-13
	83-13		103-9		38-13
	84-13		141-61		39-13

PART NO.	FIG.NO.-REF.NO.	PART NO.	FIG.NO.-REF.NO.	PART NO.	FIG.NO.-REF.NO.
	40-13		107-9		139-30
	41-13		108-9	09160-06046	44-14
	42-13		109-9	09160-06054	62-8
	64-15	09137-04004	76-8	09160-06055	117-9
	65-15		77-8	09160-06082	88-26
	66-16		78-8	09160-06085	98-12
	67-16		79-8		99-12
	68-16		80-8		100-12
	69-16		81-8		101-12
09125-05047	141-41	09140-05005	44-13		102-12
09125-05050	88-8		138-4		103-12
	89-18		139-31	09160-06094	47-8
	90-17	09140-06020	134-52	09160-06104	134-53
	91-18		135-52		135-53
	92-17		136-52		136-53
	93-18		137-52		137-53
09125-05135	94-17	09140-10032	140-32	09160-08059	96-16
	138-2		88-25	09160-10082	82-14
	139-29	09140-14024	54-5		83-14
09125-06063	37-28		55-5		84-14
	38-28		56-5		85-14
	39-28		57-5		86-14
	40-28		58-20		87-14
	41-28		59-20	09160-12044	82-10
	42-28	09141-18005	98-27		83-10
	88-9		99-23		84-10
	88-24		100-27		85-10
	97-6		101-23		86-10
09126-05003	134-51		102-25		87-10
	135-51		103-21	09160-12066	117-15
	136-51	09159-12014	82-8		141-63
	137-51		83-8		141-88
09126-06006	140-25		84-8	09160-12110	82-11
09126-06015	141-37		85-8		83-11
09131-05004	133-39		86-8		84-11
09132-04034	37-17		87-8		85-11
	38-17		96-24		86-11
	39-17		96-29		87-11
	40-17		97-11		96-30
	41-17		141-62	09160-12112	97-12
09136-06148	42-17	09159-14020	82-17	09160-12113	97-18
	104-8		84-17	09160-12124	141-64
	105-8	09159-22006	82-9	09160-13014	104-21
	106-8		83-9		105-21
	107-8		84-9		106-21
	108-8		85-9		107-21
09136-06149	109-8		86-9		108-21
	104-9		87-9		109-21
	105-9	09160-05024	139-19	09160-16048	61-8
	106-9	09160-05029	138-3	09160-18028	98-28

PART NO.	FIG.NO.-REF.NO.	PART NO.	FIG.NO.-REF.NO.	PART NO.	FIG.NO.-REF.NO.
	99-24		59-23-7		102-13
	100-28	09160-35010	58-23-9		103-13
	101-24		59-23-9	09168-12012	46-10
	102-26	09160-35013	58-23-3	09168-12013	30-7
	103-22		59-23-3		32-7
09160-30036	54-9-2	09160-35014	58-23-2		34-7
	55-9-2		59-23-2	09168-16002	45-7
	56-9-2	09160-35015	58-23-1	09169-06075	18-6
	57-9-2		59-23-1		19-6
09160-30037	54-9-3	09160-39001	88-10		20-6
	55-9-3	09160-60003	58-25-3		21-6
	56-9-3		59-25-3		22-6
	57-9-3	09160-60004	58-25-4		23-6
09160-30038	54-9-4		59-25-4	09169-06090	24-26
	55-9-4	09160-60005	58-25-5		25-26
	56-9-4		59-25-5		26-26
	57-9-4	09160-60006	58-25-6		27-26
09160-30039	54-9-5		59-25-6		28-26
	55-9-5	09160-60007	58-25-7		29-26
	56-9-5		59-25-7	09169-08039	104-10
	57-9-5	09160-60008	58-25-1		105-10
09160-30041	54-9-6		59-25-1		106-10
	55-9-6	09160-60009	58-25-2		107-10
	56-9-6		59-25-2		108-10
	57-9-6	09160-60011	58-24		109-10
09160-30042	54-9-7		59-24	09169-28003	88-11
	55-9-7	09160-70002	54-10	09180-06186	44-15
	56-9-7		55-10	09180-09022	117-16
	57-9-7		56-10	09181-12158	45-8
09160-30043	54-9-8		57-10	09181-39001	88-12
	55-9-8	09160-70005	58-26	09181-40186	54-7-1
	56-9-8		59-26		55-7-1
	57-9-8	09161-16008	37-14		56-7-1
09160-30044	54-9-9		38-14		57-7-1
	55-9-9		39-14		58-22-1
	56-9-9		40-14		59-22-1
	57-9-9		41-14	09181-40190	54-7-7
09160-30055	58-40		42-14		55-7-7
	59-40	09163-06001	141-38		56-7-7
09160-30056	58-41	09164-13010	141-66		57-7-7
	59-41	09164-14008	104-22		58-22-7
09160-35002	58-23-6		105-22		59-22-7
	59-23-6		106-22	09181-40195	54-7-11
09160-35003	58-23-8		107-22		55-7-11
	59-23-8		108-22		56-7-11
09160-35006	58-23-4		109-22		57-7-11
	59-23-4	09168-10022	98-13		58-22-11
09160-35008	58-23-5		99-13		59-22-11
	59-23-5		100-13	09181-41002	54-7-2
09160-35009	58-23-7		101-13		55-7-2

PART NO.	FIG.NO.-REF.NO.	PART NO.	FIG.NO.-REF.NO.	PART NO.	FIG.NO.-REF.NO.
09181-41003	56-7-2	09181-41013	58-22-12	09181-70003	56-13-2
	57-7-2		59-22-12		57-13-2
	58-22-2		54-7-13		58-28-5
	59-22-2		55-7-13		59-28-5
	54-7-3		56-7-13		54-13-3
09181-41004	55-7-3	09181-41014	57-7-13	09181-70004	55-13-3
	56-7-3		58-22-13		56-13-3
	57-7-3		59-22-13		57-13-3
	58-22-3		54-7-14		58-28-7
	59-22-3		55-7-14		59-28-7
09181-41005	54-7-4	09181-45003	56-7-14	09181-70006	54-13-4
	55-7-4		57-7-14		55-13-4
	56-7-4		58-22-14		56-13-4
	57-7-4		59-22-14		57-13-4
	58-22-4		54-11-1		58-28-9
09181-41006	59-22-4	09181-45004	55-11-1	09181-70009	59-28-9
	54-7-5		56-11-1		54-13-5
	55-7-5		57-11-1		55-13-5
	56-7-5		54-11-2		56-13-5
	57-7-5		55-11-2		57-13-5
09181-41008	58-22-5	09181-45005	56-11-2	09181-70010	58-28-1
	59-22-5		57-11-2		59-28-1
	54-7-6		54-11-3		54-13-6
	55-7-6		55-11-3		55-13-6
	56-7-6		56-11-3		56-13-6
09181-41009	57-7-6	09181-45006	57-11-3	09181-70011	57-13-6
	58-22-6		54-11-4		58-28-2
	59-22-6		55-11-4		59-28-2
	54-7-8		56-11-4		54-13-7
	55-7-8		57-11-4		55-13-7
09181-41010	56-7-8	09181-45007	54-11-5	09181-70012	56-13-7
	57-7-8		55-11-5		57-13-7
	58-22-8		56-11-5		58-28-4
	59-22-8		57-11-5		59-28-4
	54-7-9		54-11-6		54-13-8
09181-41012	55-7-9	09181-45008	55-11-6	09181-70002	55-13-8
	56-7-9		56-11-6		56-13-8
	57-7-9		57-11-6		57-13-8
	58-22-9		54-11-7		58-28-6
	59-22-9		55-11-7		59-28-6
09181-41011	54-7-10	09181-70001	56-11-7	09202-05027	54-13-9
	55-7-10		57-11-7		55-13-9
	56-7-10		54-13-1		56-13-9
	57-7-10		55-13-1		57-13-9
	58-22-10		56-13-1		58-28-8
09181-41012	59-22-10	09181-70002	57-13-1	09202-06031	59-28-8
	54-7-12		58-28-3		9-10
	55-7-12		59-28-3		37-15
	56-7-12		54-13-2		38-15
	57-7-12		55-13-2		39-15

PART NO.	FIG.NO.-REF.NO.	PART NO.	FIG.NO.-REF.NO.	PART NO.	FIG.NO.-REF.NO.
09202-07002	40-15	09246-05006	114-5	09269-30014	58-42
	41-15		115-4		59-42
	42-15		115-5		58-29
	54-17		2-13		59-29
	55-17		31-13		54-14
09202-08006	56-17	09247-12013	33-13	09269-70001	55-14
	57-17		35-13		56-14
	58-37		98-15		57-14
	59-37		99-15		58-30
	97-3		100-15		59-30
09204-01006	98-14	09248-10008	101-15	09280-09005	46-6
	99-14		102-15		46-15
	100-14		103-15		46-12
	101-14		46-11		46-12
	102-14		47-10		46-12
09204-03003	103-14	09248-12009	2-6	09280-13005	46-12
	47-9		09248-12011		1-6
	88-27		09248-18011		1-6
	98-29		09250-10001		1-6
	99-25		09251-07003		1-6
09205-02006	100-29	09260-10005	88-13	09280-22019	1-6
	101-25		47-18		1-6
	102-27		141-55		1-6
	103-23		09260-10006		1-6
	44-5		09261-05006		1-6
09205-04014	48-8	09262-17019	45-9	09280-22020	45-10
	49-8		96-2		10-7
	50-8		96-2		10-7
	51-8		10-6		10-7
	52-8		96-7		10-7
09205-10006	53-8	09262-35068	98-2	09280-26005	36-13
	47-17		99-2		1-20
	1-3		100-2		43-8
	96-12		101-2		96-13
	54-37		101-2		96-13
09206-08001	55-37	09262-35069	99-2	09280-26006	43-8
	56-37		98-2		96-13
	57-37		100-2		96-13
	58-12		101-2		96-13
	59-12		102-2		96-13
09206-09012	59-12	09263-28016	103-2	09280-46004	54-33
	2-9		54-26		54-33
	110-4		55-26		55-33
	110-5		56-26		55-33
	111-4		57-26		55-33
09206-13019	111-5	09263-30051	58-3	09280-69001	58-9
	112-4		58-3		48-9
	112-5		59-13		48-9
	113-4		54-38		49-9
	113-5		55-38		50-9
09229-04025	114-4	09263-45004	56-38	09280-97001	51-9
	114-4		57-38		52-9
	114-4		58-4		53-9
	114-4		59-4		54-27
	114-4		54-3		55-27
09265-25040	112-4	09263-50001	55-3	09282-24003	56-27
	112-5		58-13		57-27
	113-4		59-13		58-5
	113-5		54-38		59-5
	114-4		55-38		96-3
09282-30007	112-4	09265-50001	56-38	09282-24004	54-34
	112-5		57-38		54-34
	113-4		58-4		55-34
	113-5		59-4		56-34
	114-4		54-3		57-34
09282-30007	112-4	09265-50001	55-3	09282-24004	58-10
	112-5		56-3		59-10
	113-4		57-3		59-10
	113-5		58-18		54-28
	114-4		59-18		55-28

PART NO.	FIG.NO.-REF.NO.	PART NO.	FIG.NO.-REF.NO.	PART NO.	FIG.NO.-REF.NO.
	59-6		19-7		43-12
09282-39001	88-14		20-7		126-2
09283-10011	48-10		21-7		126-3
	49-10		22-7		127-2
	50-10		23-7		127-3
	51-10	09320-09053	24-28		128-2
	52-10		25-28		128-3
09283-32044	53-10		26-28		129-2
09283-52004	96-4		27-28		129-3
09289-06003	9-13		28-28		130-2
	11-11		29-28		130-3
	12-11	09320-10008	62-9		131-2
	13-11	09320-11013	104-11		131-3
	14-11		105-11	09355-13207-00B	1-21
	15-11		106-11	09355-40805-00B	98-16
	16-11		107-11		99-16
09289-18001	96-5		108-11		100-16
09306-06004	47-11		109-11		101-16
09306-10001	47-12	09320-12011	62-10		102-16
09306-13008	104-24	09321-08022	104-12		103-16
	105-24		105-12	09360-12008	30-9
	106-24		106-12		32-9
	107-24		107-12		34-9
	108-24		108-12	09360-12013	31-9
	109-24		109-12		33-9
09307-13006	104-23	09329-01007	62-11		35-9
	105-23	09329-10022	110-12	09362-09008	98-17
	106-23		111-12		99-17
	107-23		112-12		100-17
	108-23		113-12		101-17
	109-23		114-12		102-17
09320-08021	70-10		115-12		103-17
	71-10	09329-10023	110-13	09363-08004	30-10
	72-10		111-13		32-10
	73-10		112-13		34-10
	74-10		113-13	09367-06006	126-4
	75-10		114-13		127-4
09320-08062	30-8		115-13		128-4
	31-8	09329-12004	17-6		129-4
	32-8	09343-70503-600	36-3		130-4
	33-8	09352-11153-600	43-9		131-4
	34-8	09352-50823-00B	24-29	09367-08001	116-10
	35-8		25-29	09380-22015	89-11
09320-08076	24-27		26-29		90-11
	25-27		27-29		91-11
	26-27		28-29		92-11
	27-27		29-29		93-11
	28-27	09352-50903-00B	43-13		94-11
	29-27	09352-50903-600	43-10	09380-38003	88-15
09320-09039	18-7		43-11	09381-21002	9-4

PART NO.	FIG.NO.-REF.NO.	PART NO.	FIG.NO.-REF.NO.	PART NO.	FIG.NO.-REF.NO.
09383-08004	47-13		93-12		66-20
09385-06012	117-8		94-12		67-20
09387-45001	97-4		104-32		68-20
09387-52001	54-30		105-32		69-20
	55-30		106-32	09407-25402	104-26
	56-30		107-32		105-26
	57-30		108-32		106-26
	58-7	09407-08401	109-32		107-26
	59-7		133-8		108-26
09401-08412	24-30		133-26		109-26
	25-30		133-36		126-7
	26-30	09407-10404	64-16		127-7
	27-30		65-16		128-7
	28-30		66-17		129-7
	29-30		67-17		130-7
09401-08413	43-14		68-17		131-7
	126-5		69-17	09408-00024	43-17
	127-5		70-22	09408-00035	63-7
	128-5		71-22	09408-00050	36-9
	129-5		72-22	09408-00111	70-18
	130-5		73-22		71-18
	131-5		74-22		72-18
09401-11423	36-15		75-22		73-18
	116-8		98-18		74-18
09401-11425	30-11		99-18		75-18
	31-11		100-18	09408-00302	24-33
	32-11		101-18		25-33
	33-11		102-18		26-33
	34-11		103-18		27-33
	35-11		118-6		28-33
09401-14409	43-15		119-8		29-33
09401-20409	1-22		120-6	09409-05302-5PK	104-13
09401-31407	43-16		121-8		105-13
09403-06316	76-9		122-6		106-13
	77-9		123-8		107-13
	78-9	09407-11401	66-18		108-13
	79-9		67-18		109-13
	80-9		68-18	09420-05009	37-16
	81-9		69-18		38-16
09403-13408	24-32	09407-14403	141-89		39-16
	25-32	09407-14407	64-17		40-16
	26-32		65-17		41-16
	27-32		66-19		42-16
	28-32		67-19	09440-06037	141-74
	29-32		68-19	09440-07071	47-20
	47-19		69-19	09440-09040	54-19
09403-20308	89-12		125-6		55-19
	90-12		125-18		56-19
	91-12	09407-18402	64-18		57-19
	92-12		65-18		58-34



## **SUZUKI DF100A/115A PARTS CATALOGUE**

---

SUZUKI MOTOR CORPORATION All rights reserved

No part of this document may be reproduced or transmitted in any form or by any means, electronic or mechanical, for any purpose, without the express written permission of Suzuki Motor Corporation.

SUZUKI MOTOR CORPORATION

Technical Readiness Group, Quality Administration Department  
300 Takatsuka, Minami, Hamamatsu, Japan

---

Reprint Prohibited

**SUZUKI MOTOR CORPORATION**