

**CITIZEN**

**Micro HumanTech**

## ELECTRONIC CALCULATOR

# SDC-620II

Instruction Manual  
Manual de Instrucciones  
Livro de Especificacoes  
Anweisungshandbuch  
Manuel d'instructions  
Istruzioni all'Uso  
Gebruiksaanwijzing  
Manual  
Инструкция по эксплуатации  
Instrnkcja Obslugi  
دليل الإرشادات  
Peraturan pemakaian  
指导说明书

### **CITIZEN SYSTEMS JAPAN CO., LTD.**

6-1-12, Tanashi-cho, Nishi-Tokyo-Shi,  
Tokyo 188-8511, Japan  
E-mail: [sales-oe@systems.citizen.co.jp](mailto:sales-oe@systems.citizen.co.jp)  
<http://www.citizen-systems.co.jp/>

CITIZEN is a registered trademark of CITIZEN Holdings CO., LTD., Japan.  
CITIZEN es una marca registrada de CITIZEN Holdings CO., LTD., Japon.  
Design and specifications are subject to change without notice.

西铁城和CITIZEN是日本法人西铁城控股株式会社の注册商标



<b>* POWER SUPPLY</b>	<b>English</b>
-----------------------	----------------

CITIZEN model SDC-620II is a dual-powered (high power solar + back-up battery) calculator operative under any lighting conditions.

-Auto power-off function-  
The calculator switches the power off automatically if there has been no key entry for about 9 minutes.

-Battery change-  
If the back-up battery needs to be changed, open the lower cabinet to remove the old battery and insert a new battery in the indicated polarity. After changing battery, please use a metal, elliptical object to press the RESET pad on printed circuit board.

<b>* KEY INDEX</b>	<b>English</b>
--------------------	----------------

<p>[ON/C] : Power on / Clear key</p> <p>[00→0] : Shift-back key.</p> <p>[M-] : Memory minus key</p> <p>[MU] : Mark-up / Mark-down Key</p> <p>[MRC] : Memory recall key / Memory clear key</p> <p>[RATE] : Tax Rate Setting Key</p> <p>[STORE +TAX] : ① Price with Tax key</p> <p>② To store tax rate when pressing [RATE] and [+TAX] keys.</p> <p>[RECALL -TAX] : ① Price without Tax key</p> <p>② To recall tax rate when pressing [RATE] and [-TAX] keys.</p>	<p>[CE] : Clear entry</p> <p>[M+] : Memory plus key</p> <p>[+/-] : ±Sign change key</p> <p>[GT] : Grand total key</p>
---	---

	Decimal place selection switch
- F -	Floating decimal mode
- 0 - 2 - 3 -	Fixed decimal mode
- A -	ADD-mode automatically enters the monetary decimal in addition and subtraction calculations
	Round up / Round-off / Round-down switch

**The Signs Of The Display Mean The Following:**

M : Memory	TAX : Amount of tax
- : Minus (or negative)	-TAX : Price excluding tax
E : Overflow-error	+TAX : Price including tax
GT : Grand total	RATE : Tax rate setting
% : Tax rate stored	

<b>* OPERATION EXAMPLES</b>	<b>English</b>
-----------------------------	----------------

**1. Calculation Examples**

Before performing each calculation, press the [ON/C] key.

	Example	Key operation	Display
	2 x 3 = 6	2 [x] 2 [CE] 3 [=]	GT 6.
	7 x 9 = 63	7 [+ ] [x] 9 [=]	GT 63.
	300 x 27% = 81	300 [x] 27 [%]	GT 81.
	$\frac{11.2}{56} \times 100\% = 20\%$	11.2 [-] 56 [%]	GT 20.
	300+(300x40%)=420	300 [+ ] 40 [%]	GT 420.
	300-(300x40%)=180	300 [-] 40 [%]	GT 180.
	1400 x 12% = 168	1400 [x] 12 [%]	GT 168.
	6 + 4 + 7.5 = 17.5	6 [+ ] 4 [+ ] 7.5 [=]	GT 17.5
	5 x 3 ÷ 0.2 = 75	[ON/C] 5 [x] 3 [+ ] 0.2 [=]	GT 75.
	8 ÷ 4 x 3.7 + 9 = 16.4	8 [+ ] 4 [x] 3.7 [+ ] 9 [=]	GT 16.4
	5 <sup>3</sup> = 625	5 [x] [=] [=]	GT 625.
	1 / 2 = 0.5	2 [+ ] [=]	GT 0.5
	$\frac{1}{(2 \times 3 + 10)} = 0.0625$	2 [x] 3 [+ ] 10 [+ ] [=]	GT 0.0625

	\$14.90+\$0.35-\$1.45+	1490 [+ ] 35 [-] 145	145.
	\$12.05=\$25.85	[+] 1205 [=]	GT 25.85

**2. Memory Calculation**

	(12 x 4) - (20 ÷ 2)	[MRC] [ON/C]	0.
	= 38	12 [x] 4 [M+] 20 [+ ] 2 [M-]	M 10.
		[MRC]	M 38.
		[MRC] [ON/C]	0.

**3. Constant Calculation**

	2 + 3 = 5	2 [+ ] 3 [=]	GT 5.
	4 + 3 = 7	4 [=]	GT 7.
	3 x 4 = 12	3 [x] 4 [=]	GT 12.
	3 x 6 = 18	6 [=]	GT 18.

**4. Overflow Error Clear**

123456789012 x 10000	123456789012	123'456'789'012.
= 1'234.56789012 x 10 <sup>12</sup>	[x] 100000 [00→0]	10000.
	[=]	E 1'234.56789012
	[ON/C]	0.

**5. PRICE MARK-UP & DOWN CALCULATION**

	2000+(P x 20%)=P	2000 [+ ] 20 [MU]	2'500.00
	$P = \frac{2000}{1-20\%} = 2'500.00$	[MU]	500.00
	2500-2000 = 500.00		
	2000-(P x 20%)=P	2000 [+ ] 20 [+/-] [MU]	1'666.66
	$P = \frac{2000}{1+20\%} = 1'666.66$		
	$\frac{18000-15000}{15000} \times 100\%$	18000 [-] 15000 [MU]	20.00
	= 20.00%		

**6. GT-MEMORY**

Pressing [GT] twice before you operate GT function.

	20 + 10 = 30	[GT] [GT] 20 [+ ] 10 [=]	GT 30.
	45 - 25 = 20	45 [-] 25 [=]	GT 20.
	50 x 3 = 150	50 [x] 3 [=]	GT 150.
	total = 200	[GT]	GT 200.
	200 x 15% = 30	[x] 15 [%]	GT 30.
	200 + (200 x 15%)	[GT]	GT 230.
	=230	[GT]	230.
		[ON/C]	0.

All calculation results are automatically accumulated in GT

**7. Tax Calculation**

	100+TAX(3%)=103	3 [RATE] [+TAX]	3. %
	Tax sum=3	100 [+TAX]	103. +TAX
		[+TAX]	3. TAX
	3=Tax sum	103=Tax inclusive value	
	206 - TAX(3%)	[ON/C] [RATE]	
	=200	[-TAX]	3. %
	Tax sum	100 [-TAX]	200. -TAX
	=6	[-TAX]	6. TAX
	6=Tax sum	200=Tax exclusive value	

**\* ALIMENTACIÓN Español**

Modelo CITIZEN SDC-620II funciona gracias a un mecanismo de doble carga (luz solar y batería de apoyo), lo cual le permite operar bajo cualquier condición de iluminación.

-Función de desconexión automática-

La calculadora se apaga automáticamente si no ha sido utilizada durante 9 minutos aproximadamente.

-Reemplazado de la pila-

Si la pila de apoyo necesita ser reemplazada, quite los tornillos del departamento inferior y sustituya la pila gastada por una nueva.

Coloque la pila en su posición correcta, con la polaridad indicada.

Después de cambiar la batería pulse la almohadilla RESET en la tarjeta de circuito impreso con un objeto metálico elíptico.

**\* TECLADO INFORMATIVO Español**

[ON/C]: Tecla de encendido / Tecla de borrar entrada.

[00→0]: Tecla de anular el dígito ultimado [CE]: Borrar

[M+]: Tecla de memoria positiva [+/-]: ±Tecla de cambio de signo

[M-]: Tecla de memoria negativa [GT]: Tecla de importe total

[MRC]: Tecla de borrar de memoria / Tecla de limpieza de memoria

[MU]: Tecla de subir o bajar precios

[RATE]: Teclado de Puesta de Proporción de Impuesto

[STORE +TAX]: ①Precio con la tecla de tasa ②Para almacenar el índice de la tasa cuando se presionan las teclas [RATE] y [+TAX].

[RECALL -TAX]: ①Precio sin la tecla de tasa ②Para recuperar el índice de la tasa cuando se presionan las teclas [RATE] y [-TAX].

A 0 2 3 F  
 Selector del lugar decimal  
 - F - Modo decimal flotante  
 - 0 - 2 - 3 - Modo decimal flotante  
 - A - Modo ADD: ingresa automáticamente el decimal monetario en cálculos de suma y resta  
 ↑ 5/4 ↓  
 Redondeo hacia arriba / Sin redondeo / Redondeo hacia abajo

Los signos del visor significan lo siguiente:

M: Memoria TAX: Cantidad de tasa  
 -: Menos (o negativo) -TAX: Precio excluyendo la tasa  
 E: Error de desbordamiento +TAX: Precio incluyendo la tasa  
 GT: Importe total RATE: Ajuste del índice de la tasa  
 %: Índice de la tasa almacenada

**\* EJEMPLO DE FUNCIONES Español**

**1. Ejemplos de cálculo**

Presione la tecla [ON/C] antes de cada cálculo.

Ejemplo	Operación con la tecla	Visualización
A 0 2 3 F 2 x 3 = 6	2 [x] 2 [CE] 3 [=]	GT 6.
7 x 9 = 63	7 [+ ] [x] 9 [=]	GT 63.
300 x 27% = 81	300 [x] 27 [%]	GT 81.
$\frac{11.2}{56} \times 100\% = 20\%$	11.2 [=] 56 [%]	GT 20.
300+(300x40%)=420	300 [+ ] 40 [%]	GT 420.
300-(300x40%)=180	300 [- ] 40 [%]	GT 180.
1400 x 12% = 168	1400 [x] 12 [%]	GT 168.
6 + 4 + 7.5 = 17.5	6 [+ ] 4 [+ ] 7.5 [=]	GT 17.5
5 x 3 + 0.2 = 7.5	[ON/C] 5 [x] 3 [+ ] 0.2 [=]	GT 7.5.
8 + 4 x 3.7 + 9 = 16.4	8 [+ ] 4 [x] 3.7 [+ ] 9 [=]	GT 16.4
5 <sup>3</sup> = 625	5 [x] [=] [=] [=]	GT 625.
1 / 2 = 0.5	2 [+ ] [=]	GT 0.5
$\frac{1}{(2 \times 3 + 10)} = 0.0625$	2 [x] 3 [+ ] 10 [=] [=]	GT 0.0625

A 0 2 3 F \$14.90+\$0.35-\$1.45+	1490 [+ ] 35 [- ] 145	145.
↑ 5/4 ↓ \$12.05=\$25.85	[+] 1205 [=]	GT 25.85

**2. Cálculo de memoria**

A 0 2 3 F (12 x 4) - (20 ÷ 2)	[MRC] [ON/C]	0.
↑ 5/4 ↓ = 38	12 [x] 4 [M+] 20 [=] 2 [M-]	M 10.
	[MRC]	M 38.
	[MRC] [ON/C]	0.

**3. Constante**

A 0 2 3 F 2 + 3 = 5	2 [+ ] 3 [=]	GT 5.
4 + 3 = 7	4 [=]	GT 7.
$\frac{3}{4} \times 4 = 12$	3 [x] 4 [=]	GT 12.
$\frac{3}{3} \times 6 = 18$	6 [=]	GT 18.

**4. Limpieza de error de desbordamiento**

123456789012 x 10000	123456789012	123'456'789'012.
= 1'234.56789012 x 10 <sup>12</sup>	[x] 10000 [00→0]	10000.
	[=]	E 1'234.56789012
	[ON/C]	0.

**5. CÁLCULO DE SUBIR O BAJAR PRECIOS**

A 0 2 3 F 2000+(P x 20%)=P	2000 [+ ] 20 [MU]	2'500.00
↑ 5/4 ↓ P = $\frac{2000}{1-20\%} = 2'500.00$	[MU]	500.00
2500-2000 = 500.00		
2000-(P x 20%)=P	2000 [=] 20 [+/-] [MU]	1'666.66
P = $\frac{2000}{1+20\%} = 1'666.66$		
$\frac{18000-15000}{15000} \times 100\%$	18000 [-] 15000 [MU]	20.00
= 20.00%		

**6. MEMORIA GT**

Presionar [GT] dos veces antes de que usted opere con la función GT.

A 0 2 3 F 20 + 10 = 30	[GT] [GT] 20 [+ ] 10 [=]	GT 30.
45 - 25 = 20	45 [-] 25 [=]	GT 20.
50 x 3 = 150	50 [x] 3 [=]	GT 150.
total = 200	[GT]	GT 200.
200 x 15% = 30	[x] 15 [%]	GT 30.
200 + (200 x 15%)	[GT]	GT 230.
=230	[GT]	230.
	[ON/C]	0.

Todos los resultados del cálculo son acumulados automáticamente en el GT

**7. Cálculo de impuestos**

A 0 2 3 F 100+TAX(3%)=103	3 [RATE] [+TAX]	3. %
↑ 5/4 ↓ Suma de impuesto =3	100 [+TAX]	103. +TAX
	[+TAX]	3. TAX
3= Suma de impuesto	103= Valor con impuesto	
206 - TAX(3%)	[ON/C] [RATE]	
=200	[-TAX]	3. %
Suma de impuesto =6	100 [-TAX]	200. -TAX
	[-TAX]	6. TAX
6= Suma de impuesto	200= Valor sin impuesto	

**\* FONTE DE ALIMENTAÇÃO** **Português**

CITIZEN modelo SDC-620II tem dupla fonte de alimentação de energia (energia solar e bateria de reserva), permitindo operar sob qualquer condição de iluminação.

-Função Auto power-off(desligamento automático)-

A calculadora desliga automaticamente, caso nenhum a tecla seja utilizada por aproximadamente 9 minutos.

-Troca de bateria-

Se for necessário trocar a bateria de reserva, remova a bateria usada, abrindo a tampa inferior e coloque uma bateria nova, observando a polaridade indicada. Depois de trocar a bateria, use um objeto metálico e elíptico para pressionar a tecla RESET na placa de circuito impresso.

**\* ÍNDICE DE TECLAS** **Português**

[ $\frac{ON}{C}$ ] : Power on / Clear key. [CE] :Limpar.

[00→0] : Tecla de mudança de dígito [+/-] : Tecla para mudar Sinal ±

[M+] : Tecla de mais da memória [M-] : Tecla de menos da memória

[MRC] : Tecla da chamada da memória./ Tecla para limpar a memória.

[MU] : Tecla para Marca Preço para cima/baixo

[GT] : Tecla do Grande Total

[RATE] : Tecla para Ajuste do Índice de Taxa

[ $\frac{STORE}{+TAX}$ ] : ① Tecla para o preço com a taxa

② Para armazenar índice de taxa pressionando teclas

[RATE] e [+TAX]

[ $\frac{RECALL}{-TAX}$ ] : ① Tecla para o preço sem a taxa

② Para rechamar o índice de taxa pressionando teclas

[RATE] e [-TAX]

$\frac{A}{0} \frac{2}{.} \frac{3}{\%} \frac{F}{\text{ }}$  Comutador para seleção de casa decimal

- F - Modalidade de decimal flutuante

- 0 - 2 - 3 - Modalidade de decimal fixo

- A - Modalidade ADICIONAR entra automaticamente a decimal monetária em cálculos de adição e subtração.

$\frac{\uparrow}{5/4} \frac{\downarrow}{\text{ }}$  Arredondamento para cima / Truncamento /

Arredondamento para baixo

**Os Sinais do Visor Significam o Seguinte:**

M : Memória TAX : Quantia de taxa

- : Menos ( ou negativo) -TAX : Preço excluindo a taxa

E : Erro por transbordamento. +TAX : Preço incluindo a taxa

GT : Grande total. RATE : Ajuste do índice da taxa

% : Índice da taxa armazenada

**\* EXEMPLOS DE OPERAÇÃO** **Português**

**1. Exemplo de calculos**

Antes de executar cada cálculo, pressione a tecla [ $\frac{ON}{C}$ ].

Exemplo	Operação com a tecla	Visualização
$2 \times 3 = 6$	2 [x] 2 [CE] 3 [=]	GT 6.
$7 \times 9 = 63$	7 [=] [x] 9 [=]	GT 63.
$300 \times 27\% = 81$	300 [x] 27 [%]	GT 81.
$\frac{11.2}{56} \times 100\% = 20\%$	11.2 [=] 56 [%]	GT 20.
$300 + (300 \times 40\%) = 420$	300 [=] 40 [%]	GT 420.
$300 - (300 \times 40\%) = 180$	300 [-] 40 [%]	GT 180.
$1400 \times 12\% = 168$	1400 [x] 12 [%]	GT 168.
$6 + 4 + 7.5 = 17.5$	6 [=] 4 [=] 7.5 [=]	GT 17.5
$5 \times 3 + 0.2 = 75$	[ $\frac{ON}{C}$ ] 5 [x] 3 [=] 0.2 [=]	GT 75.
$8 \div 4 \times 3.7 + 9 = 16.4$	8 [=] 4 [x] 3.7 [=] 9 [=]	GT 16.4
$5^4 = 625$	5 [x] [=] [=] [=]	GT 625.
$1 \div 2 = 0.5$	2 [=] [=]	GT 0.5
$\frac{1}{(2 \times 3 + 10)} = 0.0625$	2 [x] 3 [=] 10 [=] [=]	GT 0.0625

$\frac{A}{0} \frac{2}{.} \frac{3}{\%} \frac{F}{\text{ }}$	$\$14.90 + \$0.35 - \$1.45 +$	1490 [=] 35 [-] 145	145.
$\frac{\uparrow}{5/4} \frac{\downarrow}{\text{ }}$	$\$12.05 = \$25.85$	[+] 1205 [=]	GT 25.85

**2. Memória**

$\frac{A}{0} \frac{2}{.} \frac{3}{\%} \frac{F}{\text{ }}$	$(12 \times 4) - (20 \div 2)$	[MRC] [ $\frac{ON}{C}$ ]	0.
$\frac{\uparrow}{5/4} \frac{\downarrow}{\text{ }}$	$= 38$	12 [x] 4 [M+] 20 [=] 2 [M-]	M 10.
		[MRC]	M 38.
		[MRC] [ $\frac{ON}{C}$ ]	0.

**3. Constante**

$\frac{A}{0} \frac{2}{.} \frac{3}{\%} \frac{F}{\text{ }}$	$2 + 3 = 5$	2 [=] 3 [=]	GT 5.
$\frac{\uparrow}{5/4} \frac{\downarrow}{\text{ }}$	$4 + 3 = 7$	4 [=]	GT 7.
	$3 \times 4 = 12$	3 [x] 4 [=]	GT 12.
	$3 \times 6 = 18$	6 [=]	GT 18.

**4. Erro por transbordamento**

$123456789012 \times 10000$	123456789012	123'456'789'012.
$= 1'234.56789012 \times 10^{12}$	[x] 100000 [00→0]	10000.
	[=]	E 1'234.56789012
	[ $\frac{ON}{C}$ ]	0.

**5. CÁLCULO PARA MARCAÇÃO DE PREÇO PARA CIMA & PARA BAIXO**

$\frac{A}{0} \frac{2}{.} \frac{3}{\%} \frac{F}{\text{ }}$	$2000 + (P \times 20\%) = P$	2000 [=] 20 [MU]	2'500.00
$\frac{\uparrow}{5/4} \frac{\downarrow}{\text{ }}$	$P = \frac{2000}{1 - 20\%} = 2'500.00$	[MU]	500.00
	$2500 - 2000 = 500.00$		
	$2000 - (P \times 20\%) = P$	2000 [=] 20 [+/-] [MU]	1'666.66
	$P = \frac{2000}{1 + 20\%} = 1'666.66$		
	$\frac{18000 - 15000}{15000} \times 100\%$	18000 [-] 15000 [MU]	20.00
	$= 20.00\%$		

**6. GT-MEMÓRIA**

Pressione [GT] duas vezes antes de operar a função GT.

$\frac{A}{0} \frac{2}{.} \frac{3}{\%} \frac{F}{\text{ }}$	$20 + 10 = 30$	[GT] [GT] 20 [=] 10 [=]	GT 30.
$\frac{\uparrow}{5/4} \frac{\downarrow}{\text{ }}$	$45 - 25 = 20$	45 [-] 25 [=]	GT 20.
	$50 \times 3 = 150$	50 [x] 3 [=]	GT 150.
	total = 200	[GT]	GT 200.
	$200 \times 15\% = 30$	[x] 15 [%]	GT 30.
	$200 + (200 \times 15\%)$	[GT]	GT 230.
	$= 230$	[GT]	230.
		[ $\frac{ON}{C}$ ]	0.

Todos os resultados de cálculo são automaticamente acumulados em GT.

**7. Cálculo da Taxa**

$\frac{A}{0} \frac{2}{.} \frac{3}{\%} \frac{F}{\text{ }}$	$100 + TAX(3\%) = 103$	3 [RATE] [+TAX]	3. %
$\frac{\uparrow}{5/4} \frac{\downarrow}{\text{ }}$	Soma da Taxa = 3	100 [+TAX]	103. +TAX
		[+TAX]	3. TAX
	3= Soma da Taxa	103= Valor com taxa incluída	
	$206 - TAX(3\%)$	[ $\frac{ON}{C}$ ] [RATE]	
	$= 200$	[-TAX]	3. %
	Soma da Taxa = 6	100 [-TAX]	200. -TAX
		[-TAX]	6. TAX
	6= Soma da Taxa	200= Valor excluído de Taxa	

<b>* STROMVERSORGUNG</b>	<b>Deutsch</b>
--------------------------	----------------

Das CITIZEN Modell SDC-620II wird durch 2 voneinander unabhängigen Energiequellen versorgt (Entweder durch eine sehr starke Solarzelle oder durch eine Batterie). Der Rechner arbeitet selbst unter schlechtesten Lichtbedingungen.

-Automatische Ausschaltung-  
Ist der Rechner 9 Minuten nicht in Betrieb, schaltet er sich automatisch ab.

-Batteriewechsel-

Sollte die batterie gewechselt werden, entfernen Sie bitte die Schrauben vom unterteil und tauschen die alte gegen eine neue batterie aus. Beachten Sie, daß die batterie richtig, entsprechend der polarität, eingelegt wird. Drücken Sie nach dem Auswechseln der Batterie mit einem runden metallernem Objekt auf das RESET Feld auf der bedruckten Platine.

<b>* ERKLÄRUNGEN VON SCHLUSSEL</b>	<b>Deutsch</b>
------------------------------------	----------------

[ $\frac{ON}{C}$ ] : An / Eingabe löschen. [CE] : Löschen Taste  
 [00→0] : Rechts schub taste. [M+] : Speicher Plus-Taste  
 [M-] : Speicher Minus-Taste [+/-] : ±Vorzeicheneingabetaste  
 [MRC] : Speicher Abruf-Taste / Speicher Löschen-Taste  
 [MU] : Preisangabe-oben/unten Taste  
 [GT] : Gesamtsummentaste  
 [RATE] : Einstelltaste für Steuersatz  
 [STORE] : ①Preis mit TAX-Taste ②Um Steuerrate zu speichern wenn  
 [+TAX] : [RATE] und [+TAX]-Tasten gedrückt werden.  
 [RECALL] : ①Preis ohne TAX-Taste ②Den Steuersatz rückrufen beim  
 [-TAX] : Dreck [RATE] und [-TAX] -Tasten.

A 0 2 3 F Schalter für Dezimalauswahlplatz  
 - F - Gleitkomma-Modus  
 - 0 - 2 - 3 - Festkomma-Modus  
 - A - ADD-Modus gibt bei Additions- und Subtraktionsrechnungen automatisch das Dezimalkomma an.  
 $\uparrow$  5/4  $\downarrow$  Aufrunden, Abrundenschalter

**Die Zeichen in der Anzeige haben die folgende Bedeutung:**

M : Speicher TAX : Steuerbetrag  
 - : Minus ( oder negative) -TAX : Preis ohne Steuern  
 E : Überlauferfehler +TAX : Preis mit Steuern  
 GT : Gesamtsumme RATE : Steuerraten-Einstellung  
 % : Steuerrate gespeichert

<b>* BEISPIEL FÜR DEN BETRIEB</b>	<b>Deutsch</b>
-----------------------------------	----------------

**1. Berechnungsbeispiele**

Vor jeder Berechnung bitte die [ $\frac{ON}{C}$ ] Taste drücken.

Beispiel	Tastenkombination	Anzeige
2 x 3 = 6	2 [x] 2 [CE] 3 [=]	GT 6.
7 x 9 = 63	7 [+/-] [x] 9 [=]	GT 63.
300 x 27% = 81	300 [x] 27 [%]	GT 81.
$\frac{11.2}{56} \times 100\% = 20\%$	11.2 [-] 56 [%]	GT 20.
300+(300x40%)=420	300 [+] 40 [%]	GT 420.
300-(300x40%)=180	300 [-] 40 [%]	GT 180.
1400 x 12% = 168	1400 [x] 12 [%]	GT 168.
6 + 4 + 7.5 = 17.5	6 [+] 4 [+] 7.5 [=]	GT 17.5
5 x 3 ÷ 0.2 = 75	[ $\frac{ON}{C}$ ] 5 [x] 3 [+/-] 0.2 [=]	GT 75.
8 ÷ 4 x 3.7 + 9 = 16.4	8 [+] 4 [x] 3.7 [+] 9 [=]	GT 16.4
5 <sup>4</sup> = 625	5 [x] [=] [=] [=]	GT 625.
1 / 2 = 0.5	2 [+/-] [=]	GT 0.5
$\frac{1}{(2 \times 3 + 10)} = 0.0625$	2 [x] 3 [+] 10 [+/-] [=]	GT 0.0625

\$14.90+\$0.35-\$1.45+	1490 [+] 35 [-] 145	145.
\$12.05=\$25.85	[+] 1205 [=]	GT 25.85

**2. Speicher**

(12 x 4) - (20 ÷ 2)	[MRC] [ $\frac{ON}{C}$ ]	0.
= 38	12 [x] 4 [M+] 20 [+/-] 2 [M-]	M 10.
	[MRC]	M 38.
	[MRC] [ $\frac{ON}{C}$ ]	0.

**3. Konstant**

2 + 3 = 5	2 [+] 3 [=]	GT 5.
4 + 3 = 7	4 [=]	GT 7.
$\frac{3}{4} \times 4 = 12$	3 [x] 4 [=]	GT 12.
$\frac{3}{6} \times 6 = 18$	6 [=]	GT 18.

**4. Korrektur und Überlauferfehler**

123456789012 x 10000	123456789012	123'456'789'012.
= 1'234.56789012 x 10 <sup>12</sup>	[x] 100000 [00→0]	10000.
	[=]	E 1'234.56789012
	[ $\frac{ON}{C}$ ]	0.

**5. PREISMARKIERUNG AUF & ABRUNDUNGSRECHNUNG**

2000+(P x 20%)=P	2000 [+/-] 20 [MU]	2'500.00
P = $\frac{2000}{1-20\%}$ = 2'500.00	[MU]	500.00
2500-2000 = 500.00		
2000-(P x 20%)=P	2000 [+/-] 20 [+/-] [MU]	1'666.66
P = $\frac{2000}{1+20\%}$ = 1'666.66		
$\frac{18000-15000}{15000} \times 100\%$	18000 [-] 15000 [MU]	20.00
= 20.00%		

**6. GT-SPEICHER**

Drücken Sie zweimal [GT], bevor Sie die GT-Funktion ausführen.

20 + 10 = 30	[GT] [GT] 20 [+] 10 [=]	GT 30.
45 - 25 = 20	45 [-] 25 [=]	GT 20.
50 x 3 = 150	50 [x] 3 [=]	GT 150.
total = 200	[GT]	GT 200.
200 x 15% = 30	[x] 15 [%]	GT 30.
200 + (200 x 15%)	[GT]	GT 230.
= 230	[GT]	230.
	[ $\frac{ON}{C}$ ]	0.

Alle Berechnungsergebnisse werden automatisch im GT akkumuliert.

**7. Steuerberechnung**

100+TAX(3%)=103	3 [RATE] [+TAX]	3. %
Steuersumme = 3	100 [+TAX]	103. +TAX
	[+TAX]	3. TAX
3= Steuersumme	103= Wert mit Steuersumme	
206 - TAX(3%)	[ $\frac{ON}{C}$ ] [RATE]	
= 200	[-TAX]	3. %
Steuersumme = 6	100 [-TAX]	200. -TAX
	[-TAX]	6. TAX
6= Steuersumme	200= Wert ohne Steuersumme	

**\* ALIMENTATION Français**

CITIZEN modèle SDC-62011 à double alimentation (énergie solaire haute+pile de soutien d'alimentation) qui peut opérer sous n'importe conditions de lumière.  
 -Arrêt d'alimentation automatique -  
 L'alimentation de cette calculatrice se coupe automatiquement si laissée allumée et non utilisée pendant environ 9 minutes.  
 -Remplacement de pile-  
 Lorsque il faut remplacer la pile, enleve les vis de l'étui bas et remplacer la pile usée et insérer une nouvelle pile selon la polarité indiquée. Après avoir changé la batterie, utilisez un objet elliptique en métal, pour appuyer sur le coussinet de REAJUSTEMENT sur le panneau du circuit imprimé.

**\* SIGNIFICATION DES TOUCHES Français**

[ $\frac{ON}{C}$ ] : Bouton de Mise en marche/ Touche d'annulation de l'Entrée.  
 [CE] : d'annulation. [00→0] : Touche de changement droit  
 [M+] : Touche de mémoire plus [M-] : Touche de mémoire moins  
 [GT] : Touche de Total Général  
 [+/-] : ± Touche de changement de Signe  
 [MRC] : Rappeler la mémoire / Effacer la mémoire  
 [MU] : Touche de hausse / baisse du Prix  
 [RATE] : Clé pour la fixation du taux de taxe  
 [STORE] : ①Touche de Prix avec la Taxe  
 [+TAX] : ②Sauvegarder le taux de la taxe en appuyant sur [RATE] (TAUX) et [+TAX] (TAXE)  
 [RECALL] : ①Touche de Prix sans la Taxe  
 [-TAX] : ②Sauvegarder le taux de la taxe en appuyant sur les touches [RATE] (TAUX) et [-TAX] (TAXE)

Bouton de sélection d'emplacement de la Décimale  
 - F - Mode de Décimale Flottante  
 - 0 - 2 - 3 - Mode de Décimale Fixe  
 - A - Le mode ADD entre automatiquement la décimale monétaire en mode de calculs d'addition et de soustraction  
 Bouton d'Arrondi supérieur / Arrondi / Arrondi inférieur

**Les signes de l'Affichage signifient ce qui suit:**

M : Mémoire TAX (TAXE) : Montant de la taxe  
 - : Moins (ou négatif) -TAX (TAXE) : Prix excluant la taxe  
 E : Erreur - Débordement +TAX (TAXE) : Prix incluant la taxe  
 GT : Total Général RATE : Réglage du taux de la taxe  
 % : Taux de la taxe stockée

**\* EXEMPLES D'OPÉRATIONS Français**

**1. Exemples de calculs**

Avant d'effectuer chaque calcul, pressez la touche [ $\frac{ON}{C}$ ].

Exemple	Touche d'Opération	Affichage
2 x 3 = 6	2 [x] 2 [CE] 3 [=]	GT 6.
7 x 9 = 63	7 [+ ] [x] 9 [=]	GT 63.
300 x 27% = 81	300 [x] 27 [%]	GT 81.
$\frac{11.2}{56} \times 100\% = 20\%$	11.2 [=] 56 [%]	GT 20.
300+(300x40%)=420	300 [+ ] 40 [%]	GT 420.
300-(300x40%)=180	300 [- ] 40 [%]	GT 180.
1400 x 12% = 168	1400 [x] 12 [%]	GT 168.
6 + 4 + 7.5 = 17.5	6 [+ ] 4 [+ ] 7.5 [=]	GT 17.5
5 x 3 + 0.2 = 75	[ $\frac{ON}{C}$ ] 5 [x] 3 [+ ] 0.2 [=]	GT 75.
8 + 4 x 3.7 + 9 = 16.4	8 [+ ] 4 [x] 3.7 [+ ] 9 [=]	GT 16.4
5 <sup>3</sup> = 625	5 [x] [=] [=]	GT 625.
1 / 2 = 0.5	2 [+ ] [=]	GT 0.5
$\frac{1}{(2 \times 3 + 10)} = 0.0625$	2 [x] 3 [+ ] 10 [=] [=]	GT 0.0625
\$14.90+\$0.35-\$1.45+	1490 [+ ] 35 [- ] 145	145.
\$12.05=\$25.85	[+] 1205 [=]	GT 25.85

**2. Calcul avec mémoire**

(12 x 4) - (20 ÷ 2)	[MRC] [ $\frac{ON}{C}$ ]	0.
= 38	12 [x] 4 [M+] 20 [=] 2 [M-]	M 10.
	[MRC]	M 38.
	[MRC] [ $\frac{ON}{C}$ ]	0.

**3. Constant Calcul**

2 + 3 = 5	2 [+ ] 3 [=]	GT 5.
4 + 3 = 7	4 [=]	GT 7.
$\frac{3}{4} \times 4 = 12$	3 [x] 4 [=]	GT 12.
$\frac{3}{6} \times 6 = 18$	6 [=]	GT 18.

**4. Correction et dépassement-erreur**

123456789012 x 10000	123456789012	123'456'789'012.
= 1'234.56789012 x 10 <sup>12</sup>	[x] 10000 [00→0]	10000.
	[=]	E 1'234.56789012
	[ $\frac{ON}{C}$ ]	0.

**5. CALCUL DE LA HAUSSE ET DE LA BAISSSE DU PRIX**

2000+(P x 20%)=P	2000 [+ ] 20 [MU]	2'500.00
P = $\frac{2000}{1-20\%}$ = 2'500.00	[MU]	500.00
2500-2000 = 500.00		
2000-(P x 20%)=P	2000 [+ ] 20 [+/-] [MU]	1'666.66
P = $\frac{2000}{1+20\%}$ = 1'666.66		
$\frac{18000-15000}{15000} \times 100\%$	18000 [-] 15000 [MU]	20.00
= 20.00%		

**6. Mémoire TG**

Pressez [GT] (Total Général) deux fois avant d'utiliser la fonction TG.

20 + 10 = 30	[GT] [GT] 20 [+ ] 10 [=]	GT 30.
45 - 25 = 20	45 [-] 25 [=]	GT 20.
50 x 3 = 150	50 [x] 3 [=]	GT 150.
total = 200	[GT]	GT 200.
200 x 15% = 30	[x] 15 [%]	GT 30.
200 + (200 x 15%)	[GT]	GT 230.
=230	[GT]	230.
	[ $\frac{ON}{C}$ ]	0.

Tous les résultats des calculs sont ajoutés automatiquement au Total Général.

**7. Calcul de l'impôt**

100+TAX(3%)=103	3 [RATE] [+TAX]	3. %
Le montant de la	100 [+TAX]	103. +TAX
taxe =3	[+TAX]	3. TAX
3= Le montant de la taxe	103= Valeur avec avec taxe	
206 - TAX(3%)	[ $\frac{ON}{C}$ ] [RATE]	
=200	[-TAX]	3. %
Le montant de la	100 [-TAX]	200. -TAX
taxe =6	[-TAX]	6. TAX
6= Le montant de la taxe	200= Valeur hors taxe	

**\* Alimentazione Elettrica Italiano**

Il calcolatore CITIZEN model SDC-620II ha due risorse di potenza : energia solare e batteria di riserva e può funzionare sotto qualsiasi luce.

-Spegnimento automatico-

La calcolatrice si spegne automaticamente se non immettere nessun dato in circa 9 minuti.

-Sostituzione della batteria -

Nel caso che sia necessario sostituire la batteria,rimuovere il coperchio inferiore, togliere la batteria vecchia e inserire una nuova nel compartimento batteria. Dopo aver cambiato la batteria, si prega di usare un oggetto di metallo ellittico per premere il tasto RESET (REIMPOSTA) sullo schema del circuito stampato.

**\* Indice Tasti Italiano**

[ $\frac{ON}{C}$ ] : Acceso / Cancella immissione [CE] : Tasto cancella.  
 [00→0] : Correzione [M+] : Memoria addizione  
 [M-] : Memoria sottrazione [+/-] : ±Tasto cambio segno  
 [MU] : Tasto rialzo/ribasso di prezzo  
 [GT] : Tasto somma complessiva [RATE] : Imposta Fissa Key  
 [MRC] : Tasto richiama memoria / Tasto cancella memoria  
 [ $\frac{STORE}{+TAX}$ ] : ①Prezzo con Teclado de impuesto. ②prowista L'imposta quando preme[RATE] and [+TAX] keys  
 [RECALL -TAX] : ①Prezzo senza L'imposta Key. ②Rechiama L'imposta quando preme[RATE] and [-TAX] keys

$\frac{A023F}{\text{---}}$  Scambio selezione della posizione del decimale  
 - F - Modalità decimale mobile  
 - 0 - 2 - 3 - Modalità decimale fissa  
 - A - La modalità AGGIUNGI introduce automaticamente il decimale monetario nei calcoli di addizione e sottrazione  
 $\frac{\uparrow 5/4 \downarrow}{\text{---}}$  Scambio arrotondamento / arrotondamento per eccesso

**I simboli dello Schermo di visualizzazione significano:**

M : Memoria - : Meno ( o negativo)  
 E : Errore di traboccamento aritmetico  
 GT : Somma complessiva TAX : Somma dell'imposta  
 +TAX : Prezzo inclusa l'imposta -TAX : Prezzo esclusa l'imposta  
 % : Aliquota d'imposta memorizzata  
 RATE : Impostazione dell'aliquota d'imposta

**\* Esempio di Operazione Italiano**

**1. Operazione del calcolo normale**

Prima di effettuare ciascun calcolo, premere il tasto [ $\frac{ON}{C}$ ].

Esempio	Operazione con il tasto	Visualizzazione
$2 \times 3 = 6$	2 [x] 2 [CE] 3 [=]	GT 6.
$7 \times 9 = 63$	7 [=] [x] 9 [=]	GT 63.
$300 \times 27\% = 81$	300 [x] 27 [%]	GT 81.
$\frac{11.2}{56} \times 100\% = 20\%$	11.2 [=] 56 [%]	GT 20.
$300 + (300 \times 40\%) = 420$	300 [=] 40 [%]	GT 420.
$300 - (300 \times 40\%) = 180$	300 [=] 40 [%]	GT 180.
$1400 \times 12\% = 168$	1400 [x] 12 [%]	GT 168.
$6 + 4 + 7.5 = 17.5$	6 [=] 4 [=] 7.5 [=]	GT 17.5
$5 \times 3 \div 0.2 = 75$	[ $\frac{ON}{C}$ ] 5 [x] 3 [=] 0.2 [=]	GT 75.
$8 \div 4 \times 3.7 + 9 = 16.4$	8 [=] 4 [x] 3.7 [=] 9 [=]	GT 16.4
$5^4 = 625$	5 [x] [=] [=] [=]	GT 625.
$1/2 = 0.5$	2 [=] [=]	GT 0.5
$\frac{1}{(2 \times 3 + 10)} = 0.0625$	2 [x] 3 [=] 10 [=] [=]	GT 0.0625
$\frac{A023F}{\text{---}}$ $\frac{\uparrow 5/4 \downarrow}{\text{---}}$ $\frac{\text{---}}{\text{---}}$	\$14.90+\$0.35-\$1.45+ 1490 [=] 35 [=] 145 \$12.05=\$25.85 [=] 1205 [=]	GT 145. GT 25.85

**2. Operazione del calcolo memoria**

$\frac{A023F}{\text{---}}$ $\frac{\uparrow 5/4 \downarrow}{\text{---}}$ $\frac{\text{---}}{\text{---}}$	(12 x 4) - (20 ÷ 2)	[MRC] [ $\frac{ON}{C}$ ]	
	= 38	12 [x] 4 [M+] 20 [=] 2 [M-]	M 10.
		[MRC]	M 38.
		[MRC] [ $\frac{ON}{C}$ ]	0.

**3. Operazione del calcolo costante**

$\frac{A023F}{\text{---}}$ $\frac{\uparrow 5/4 \downarrow}{\text{---}}$ $\frac{\text{---}}{\text{---}}$	$2 + 3 = 5$	2 [=] 3 [=]	GT 5.
	$4 + 3 = 7$	4 [=]	GT 7.
	$3 \times 4 = 12$	3 [x] 4 [=]	GT 12.
	$3 \times 6 = 18$	6 [=]	GT 18.

**4. Cancellazione della capacità di operazione superata**

123456789012 x 10000	123456789012	123'456'789'012.
= 1'234.56789012 x 10 <sup>12</sup>	[x] 100000 [00→0]	10000.
	[=]	E 1'234.56789012
	[ $\frac{ON}{C}$ ]	0.

**5. CALCOLO RIALZO/RIBASSO DI PREZZO**

$\frac{A023F}{\text{---}}$ $\frac{\uparrow 5/4 \downarrow}{\text{---}}$ $\frac{\text{---}}{\text{---}}$	2000+(P x 20%)=P	2000 [=] 20 [MU]	2'500.00
	$P = \frac{2000}{1-20\%} = 2'500.00$	[MU]	500.00
	2500-2000 = 500.00		
	$2000 - (P \times 20\%) = P$	2000 [=] 20 [=] [MU]	1'666.66
	$P = \frac{2000}{1+20\%} = 1'666.66$		
	$\frac{18000-15000}{15000} \times 100\%$	18000 [-] 15000 [MU]	20.00
	= 20.00%		

**6. MEMORIA GT**

Premendo [GT] due volte prima di attivare la funzione GT.

$\frac{A023F}{\text{---}}$ $\frac{\uparrow 5/4 \downarrow}{\text{---}}$ $\frac{\text{---}}{\text{---}}$	20 + 10 = 30	[GT] [GT] 20 [=] 10 [=]	GT 30.
	45 - 25 = 20	45 [-] 25 [=]	GT 20.
	50 x 3 = 150	50 [x] 3 [=]	GT 150.
	total = 200	[GT]	GT 200.
	200 x 15% = 30	[x] 15 [%]	GT 30.
	200 + (200 x 15%)	[GT]	GT 230.
	=230	[GT]	230.
		[ $\frac{ON}{C}$ ]	0.

Tutti i risultati del calcolo sono automaticamente accumulati in GT

**7. Calcolo della tassazione**

$\frac{A023F}{\text{---}}$ $\frac{\uparrow 5/4 \downarrow}{\text{---}}$ $\frac{\text{---}}{\text{---}}$	100+TAX(3%)=103	3 [RATE] [+TAX]	3. %
	Importo della tassa	100 [+TAX]	103. +TAX
	=3	[+TAX]	3. TAX
	3= Importo della tassa	103= Valore con tassa	
	206 - TAX(3%)	[ $\frac{ON}{C}$ ] [RATE]	
	=200	[-TAX]	3. %
	Importo della tassa	100 [-TAX]	200. -TAX
	=6	[-TAX]	6. TAX
	6= Importo della tassa	200= Valore senza tassa	

**\* Stroomvoorziening** **Nederlands**

De CITIZEN SDC-620II calculator krijgt haar energie van twee soorten batterijen: zonne-energie en reserve energie. Zij kan onder alle soorten licht werken.

-Automatische verbreking van de stroomvoorziening-  
Als de calculator gedurende 9 minuten niet gebruikt wordt, zal de Sstroomvoorziening automatisch verbroken worden.

-Het verwisselen van de batterijen-  
Wanneer u de batterijvakje wilt verwisselen, moet u eerst het deksel van het batterijvakje openen en de oude batterijen verwijderen, en daarna de nieuwe batterijen in het vakje plaatsen. Na het veranderen van de batterij, gebruikt u een metalen elliptisch voorwerp om op het RESET pad van het gedrukte circuitbord te drukken.

**\* Lijst van druktoetsen** **Nederlands**

[ $\frac{ON}{C}$ ] : Inschakelen / Invoer wissen [CE] : Wissen  
[00→0] : Veranderen [M+] : Geheugen optellen  
[M-] : Geheugen aftrekken  
[+/-] : ± Toets voor het veranderen van teken  
[MRC] : Toets voor het opragen van geheugen /Toets voor het wissen van geheugen  
[MU] : Toets voor afgeprijsde en verhoogde prijs  
[GT] : Toets voor het volledig totaal  
[RATE] : Toets voor het instellen van het belastingstarief.  
[STORE] : Toets voor het opslaan van het belastingstarief  
[+TAX] : ①Toets voor de prijs met de belasting. ②Om het belastingstarief op te slaan wanneer u op de [RATE] en [+TAX] toetsen drukt.  
[RECALL] : ①Toets voor de prijs zonder belasting. ②Om het belastingstarief op te slaan wanneer u op de [RATE] en [-TAX] toetsen drukt.

A 0 2 3 F Schakelaar voor de selectie van de decimale plaatsen  
- F - Drijvende komma decimale modus  
- 0 - 2 - 3 - Vaste komma decimale modus  
- A - De optelmodus gaat automatisch over naar de monetaire decimale modus bij het optellen en aftrekken

↑ 5/4 ↓ Schakelaar voor het naar boven / naar beneden afronden

**De tekens op het beeldscherm hebben de volgende betekenis:**

M : Geheugen TAX : Bedrag van belasting  
- : Min ( of negatief) -TAX : Prijs zonder belasting  
E : Overflow fout. +TAX : Prijs met belasting  
GT : Volledig totaal. RATE : Belastingstarief instellen  
% : Belastingstarief opslaan

**\* Voorbeelden van bediening bij gebruik** **Nederlands**

**1. Voorbeeldberekeningen**

Alvorens een bewerking uit te voeren dient u op de toets [ $\frac{ON}{C}$ ] te drukken.

Voorbeeld	Ingedrukte toetsen	Weergave op het scherm
2 x 3 = 6	2 [x] 2 [CE] 3 [=]	GT 6.
7 x 9 = 63	7 [+ ] [x] 9 [=]	GT 63.
300 x 27% = 81	300 [x] 27 [%]	GT 81.
$\frac{11.2}{56} \times 100\% = 20\%$	11.2 [-÷] 56 [%]	GT 20.
300+(300x40%)=420	300 [+ ] 40 [%]	GT 420.
300-(300x40%)=180	300 [- ] 40 [%]	GT 180.
1400 x 12% = 168	1400 [x] 12 [%]	GT 168.
6 + 4 + 7.5 = 17.5	6 [+ ] 4 [+ ] 7.5 [=]	GT 17.5
5 x 3 + 0.2 = 7.5	[ $\frac{ON}{C}$ ] 5 [x] 3 [+ ] 0.2 [=]	GT 7.5.
8 ÷ 4 x 3.7 + 9 = 16.4	8 [+ ] 4 [x] 3.7 [+ ] 9 [=]	GT 16.4
5 <sup>4</sup> = 625	5 [x] [=] [=] [=]	GT 625.
1 / 2 = 0.5	2 [+ ] [=]	GT 0.5
$\frac{1}{(2 \times 3 + 10)} = 0.0625$	2 [x] 3 [+ ] 10 [-÷] [=]	GT 0.0625
\$14.90+\$0.35-\$1.45+	1490 [+ ] 35 [- ] 145	145.
\$12.05=\$25.85	[+] 1205 [=]	GT 25.85

**2. Geheugenberekeningen**

(12 x 4) - (20 ÷ 2)	[MRC] [ $\frac{ON}{C}$ ]	0.
= 38	12 [x] 4 [M+] 20 [-÷] 2 [M-]	M 10.
	[MRC]	M 38.
	[MRC] [ $\frac{ON}{C}$ ]	0.

**3. Berekeningen met een constante**

2 + 3 = 5	2 [+ ] 3 [=]	GT 5.
4 + 3 = 7	4 [=]	GT 7.
3 x 4 = 12	3 [x] 4 [=]	GT 12.
3 x 6 = 18	6 [=]	GT 18.

**4. Het schrappen van ingetoerste getallen die de berekeningcapaciteit overschrijden**

123456789012 x 10000	123456789012	123'456'789'012.
= 1'234.56789012 x 10 <sup>12</sup>	[x] 100000 [00→0]	10000.
	[=]	E 1'234.56789012
	[ $\frac{ON}{C}$ ]	0.

**5. BEREKENING VAN DE AFGEPRIJDE OF VERHOOGDE PRIJS**

2000+(P x 20%)=P	2000 [+ ] 20 [MU]	2'500.00
P = $\frac{2000}{1-20\%}$ = 2'500.00	[MU]	500.00
2500-2000 = 500.00		
2000-(P x 20%)=P	2000 [-÷] 20 [+/-] [MU]	1'666.66
P = $\frac{2000}{1+20\%}$ = 1'666.66		
$\frac{18000-15000}{15000} \times 100\%$	18000 [-] 15000 [MU]	20.00
= 20.00%		

**6. GT-GEHEUGEN**

Druk tweemaal op [GT] alvorens bewerkingen met de GT-functie te beginnen.

20 + 10 = 30	[GT] [GT] 20 [+ ] 10 [=]	GT 30.
45 - 25 = 20	45 [- ] 25 [=]	GT 20.
50 x 3 = 150	50 [x] 3 [=]	GT 150.
total = 200	[GT]	GT 200.
200 x 15% = 30	[x] 15 [%]	GT 30.
200 + (200 x 15%)	[GT]	GT 230.
= 230	[GT]	230.
	[ $\frac{ON}{C}$ ]	0.

Alle berekeningsresultaten worden automatisch in het GT-geheugen geaccumuleerd.

**7. Berekening van belastingen**

100+TAX(3%)=103	3 [RATE] [+TAX]	3.	%
Bedrag van de belasting	100 [+TAX]	103.	+TAX
=3	[+TAX]	3.	TAX
3= Bedrag van de belasting	103= Prijs met de belasting inbegrepen		
206 - TAX(3%)	[ $\frac{ON}{C}$ ] [RATE]		
=200	[-TAX]	3.	%
Bedrag van de belasting	100 [-TAX]	200.	-TAX
=6	[-TAX]	6.	TAX
6= Bedrag van de belasting	200= Waarde zonder belasting		

**\* Strømforsyningen** **Danish**

CITIZEN SDC-620II regnemaskine er forsynet af to typer batterier : Solceller og reservebatteriet, hvilken gør det muligt at bruge regnemaskinen med ethvert baggrundslys.

-Stop strømforsyningen automatisk-  
Lommeregneren slukker automatisk for strømmen, hvis der ikke har været trykket på en tast i ca. 9 minutter.

-Skift batteriet-  
Når batteriet skal skiftes, åbner man låget nederunder, tager batteriet ud, og sætter det nye batteri på plads. Efter batteriskift, anvend venligst en elliptisk genstand til at trykke på RESET på printpladen.

**\* Knappers indeks** **Danish**

[ $\frac{ON}{C}$ ] : Tænd / Slet indtastning. [CE] : slet.  
[00→0] : Rettelse knap [+/-] : ±Skift fortegn  
[M+] : Addition hukommelse knap [GT] : Grand total tast  
[M-] : Subtraktion hukommelse knap  
[MRC] : Hent hukommelsen / Slet hukommelsen  
[MU] : Prismærke op/ned  
[RATE] : Tast til indstilling af afgiftssats.  
[ $\frac{STORE}{+TAX}$ ] : ①Tast til pris med afgift. ②Bruges til at gemme afgiftssatsen, når du trykker på tasterne [RATE] og [+TAX].  
[ $\frac{RECALL}{-TAX}$ ] : ①Tast til pris uden afgift. ②Bruges til at hente afgiftssatsen, når du trykker på tasterne [RATE] og [-TAX].

$\frac{A023F}{C}$  Knap til valg af decimalplads  
- F - Flydende decimaltilstand  
- 0 - 2 - 3 - Fast decimaltilstand  
- A - ADD-mode indtaster automatisk valutadecimalen i additions- og subtraktionsberegninger  
 $\frac{5/4}{C}$  Knap til rund op / rund af / rund ned

**Tegnene på displayet har følgende betydning:**

M : hukommelse TAX : Moms mængde  
- : Minus ( eller negativ) -TAX : Pris eksklusiv moms  
E : Overløbsfejl +TAX : Pris inklusiv moms  
% : Moms sats lagret RATE : Moms sats indstilling  
GT : Grand total.

**\* Betjening eksempler** **Danish**

**1. Almindelig regningsoperation**

Inden du udfører en beregning, skal du trykke på tasten [ $\frac{ON}{C}$ ].

Eksempel	Tastebetjening	Vis
$\frac{A023F}{C}$ 2 x 3 = 6	2 [x] 2 [CE] 3 [=]	GT 6.
7 x 9 = 63	7 [+ ] [x] 9 [=]	GT 63.
300 x 27% = 81	300 [x] 27 [%]	GT 81.
$\frac{11.2}{56}$ x 100% = 20%	11.2 [÷] 56 [%]	GT 20.
300+(300x40%)=420	300 [+ ] 40 [%]	GT 420.
300-(300x40%)=180	300 [- ] 40 [%]	GT 180.
1400 x 12% = 168	1400 [x] 12 [%]	GT 168.
6 + 4 + 7.5 = 17.5	6 [+ ] 4 [+ ] 7.5 [=]	GT 17.5
5 x 3 ÷ 0.2 = 75	[ $\frac{ON}{C}$ ] 5 [x] 3 [+ ] 0.2 [=]	GT 75.
8 ÷ 4 x 3.7 + 9 = 16.4	8 [+ ] 4 [x] 3.7 [+ ] 9 [=]	GT 16.4
5 <sup>4</sup> = 625	5 [x] [=] [=] [=]	GT 625.
1 / 2 = 0.5	2 [+ ] [=]	GT 0.5
$\frac{1}{(2 \times 3 + 10)}$ = 0.0625	2 [x] 3 [+ ] 10 [+ ] [=]	GT 0.0625

$\frac{A023F}{C}$ \$14.90+\$0.35-\$1.45+	1490 [+ ] 35 [- ] 145	145.
$\frac{5/4}{C}$ \$12.05=\$25.85	[+] 1205 [=]	GT 25.85

**2. Hukommelse regningsoperation**

$\frac{A023F}{C}$ (12 x 4) - (20 ÷ 2)	[MRC] [ $\frac{ON}{C}$ ]	0.
= 38	12 [x] 4 [M+] 20 [+ ] 2 [M-]	M 10.
	[MRC]	M 38.
	[MRC] [ $\frac{ON}{C}$ ]	0.

**3. Regningssystem for konstanter**

$\frac{A023F}{C}$ 2 + 3 = 5	2 [+ ] 3 [=]	GT 5.
4 + 3 = 7	4 [=]	GT 7.
3 x 4 = 12	3 [x] 4 [=]	GT 12.
3 x 6 = 18	6 [=]	GT 18.

**4. Slet delen over regningskapaciteten**

123456789012 x 10000	123456789012	123'456'789'012.
= 1'234.56789012 x 10 <sup>12</sup>	[x] 100000 [00→0]	10000.
	[=]	E 1'234.56789012
	[ $\frac{ON}{C}$ ]	0.

**5. BEREGNING MED PRISMÆRKE OP & NED**

$\frac{A023F}{C}$ 2000+(P x 20%)=P	2000 [+ ] 20 [MU]	2'500.00
P= $\frac{2000}{1-20\%}$ =2'500.00	[MU]	500.00
2500-2000 = 500.00		
2000-(P x 20%)=P	2000 [+ ] 20 [+/-] [MU]	1'666.66
P= $\frac{2000}{1+20\%}$ =1'666.66		
$\frac{18000-15000}{15000}$ x100%	18000 [-] 15000 [MU]	20.00
= 20.00%		

**6. GT-HUKOMMELSE**

To tryk på [GT] før anvendelse af GT funktion.

$\frac{A023F}{C}$ 20 + 10 = 30	[GT] [GT] 20 [+ ] 10 [=]	GT 30.
45 - 25 = 20	45 [- ] 25 [=]	GT 20.
50 x 3 = 150	50 [x] 3 [=]	GT 150.
total = 200	[GT]	GT 200.
200 x 15% = 30	[x] 15 [%]	GT 30.
200 + (200 x 15%)	[GT]	GT 230.
=230	[GT]	230.
	[ $\frac{ON}{C}$ ]	0.

Alle beregningsresultater akkumuleres automatisk i GT.



**7. Afgiftsberegning**

$\frac{A023F}{C}$ 100+TAX(3%)=103	3 [RATE] [+TAX]	3. %
Afgiftssum =3	100 [+TAX]	103. +TAX
	[+TAX]	3. TAX
3= Afgiftssum	103= Værdi inklusiv afgift	
206 - TAX(3%)	[ $\frac{ON}{C}$ ] [RATE]	
=200	[-TAX]	3. %
Afgiftssum =6	100 [-TAX]	200. -TAX
	[-TAX]	6. TAX
6= Afgiftssum	200= Værdi eksklusiv afgift	

**\* СНАБЖЕНИЕ ЭНЕРГИЕЙ** **Русский**

Модель CITIZEN SDC-62011 имеет двойное питание (солнечные элементы +батарея) и способна работать при любом освещении.  
 -Автоматическое отключение питания  
 Этот калькулятор обладает функцией автоматического отключения электропитания, благодаря чему питание отключается, если в течение 9 минут не производилось никаких операций на клавишах.  
 - Замена элементов питания -  
 Благодаря двойному питанию, батареи, устанавливаемые с обратной стороны устройства, работают длительное время. Если изображение на дисплее становится неясным, необходимо заменить батареи. Снимите крышку с нижнего отсека. Извлеките старые батареи и вставьте новые батареи, соблюдая полярность. После замены батарейки, с помощью тонкого металлического предмета нажмите кнопку RESET на печатной плате.


**\* НАЗНАЧЕНИЕ КЛАВИШ** **Русский**


[ $\frac{ON}{C}$ ] : Включение питания /Сброс всех значений .  
 [CE] : Сброс числа [ +/- ] :  $\pm$ Перемена знака  
 [00 $\rightarrow$ 0] : Клавиша «забой» (клавиша правки числа).  
 [M+] : Клавиша прибавления в регистр памяти.  
 [M-] : Клавиша вычитания из регистра памяти.  
 [MRC] : Вызов числа из памяти / Сброс памяти  
 [MU] : Рост/падение цены [GT] : Клавиш общей суммы  
 [RATE] : Клавиша ввода уровня налога  
 [STORE] : Клавиша ввода цены с налогом / Для записи уровня налога нажмите клавиши [RATE] и [+TAX].  
 [RECALL] : Клавиша ввода цены без налога / Для вызова уровня налога нажмите клавиши [RATE] и [-TAX].  
 Переключатель положения десятичного знака  
 - F - Режим плавающей запятой  
 - 0 - 2 - 3 - Режим фиксированной запятой  
 - A - Режим ADD-автоматический ввод двух десятичных знаков при сложении и вычитании денежных сумм  
 Округление вверх / Округление / Округление вниз

**Значение индикаторов экрана:**  
 M : Память TAX : Сумма налога  
 - : Минус (или отрицательное число) -TAX : Цена без налога  
 E : Ошибка переполнения +TAX : Цена с налогом  
 GT : Общая сумма. RATE : Ввод уровня налога  
 % : Записанный уровень налога


**\* ПРИМЕРЫ** **Русский**

**1.Примеры расчётов**  
 Прежде чем начать вычисления, нажмите клавишу [ $\frac{ON}{C}$ ].


Пример	Клавиши	Экран
 $2 \times 3 = 6$	2 [x] 2 [CE] 3 [=]	GT 6.
$7 \times 9 = 63$	7 [+ ] [x] 9 [=]	GT 63.
$300 \times 27\% = 81$	300 [x] 27 [%]	GT 81.
$\frac{11.2}{56} \times 100\% = 20\%$	11.2 [÷] 56 [%]	GT 20.
$300 + (300 \times 40\%) = 420$	300 [+ ] 40 [%]	GT 420.
$300 - (300 \times 40\%) = 180$	300 [- ] 40 [%]	GT 180.
$1400 \times 12\% = 168$	1400 [x] 12 [%]	GT 168.
$6 + 4 + 7.5 = 17.5$	6 [+ ] 4 [+ ] 7.5 [=]	GT 17.5
$5 \times 3 + 0.2 = 75$	[ $\frac{ON}{C}$ ] 5 [x] 3 [+ ] 0.2 [=]	GT 75.
$8 \div 4 \times 3.7 + 9 = 16.4$	8 [+ ] 4 [x] 3.7 [+ ] 9 [=]	GT 16.4
$5^4 = 625$	5 [x] [=] [=] [=]	GT 625.
$1 / 2 = 0.5$	2 [+ ] [=]	GT 0.5
$\frac{1}{(2 \times 3 + 10)} = 0.0625$	2 [x] 3 [+ ] 10 [+ ] [=]	GT 0.0625

 $\$14.90 + \$0.35 - \$1.45 +$	1490 [+ ] 35 [- ] 145	145.
$\$12.05 = \$25.85$	[+] 1205 [=]	GT 25.85

**2. Операции с памятью**

 $(12 \times 4) - (20 \div 2)$	[MRC] [ $\frac{ON}{C}$ ]	0.
$= 38$	12 [x] 4 [M+] 20 [+ ] 2 [M-]	M 10.
	[MRC]	M 38.
	[MRC] [ $\frac{ON}{C}$ ]	0.


**3. Вычисления с константой**

 $2 + 3 = 5$	2 [+ ] 3 [=]	GT 5.
$4 + 3 = 7$	4 [=]	GT 7.
$3 \times 4 = 12$	3 [x] 4 [=]	GT 12.
$3 \times 6 = 18$	6 [=]	GT 18.


**4. Исправление ошибок и сброс ошибки при избытке числовых знаков**

$123456789012 \times 10000$	123456789012	123'456'789'012.
$= 1'234.56789012 \times 10^{12}$	[x] 10000 [00 $\rightarrow$ 0]	10000.
	[=]	E 1'234.56789012
	[ $\frac{ON}{C}$ ]	0.

**5. РАСЧЕТ РОСТА И ПАДЕНИЯ ЦЕН**


 $2000 + (P \times 20\%) = P$	2000 [+ ] 20 [MU]	2'500.00
$P = \frac{2000}{1 - 20\%} = 2'500.00$	[MU]	500.00
$2500 - 2000 = 500.00$		
$2000 - (P \times 20\%) = P$	2000 [+ ] 20 [+/-] [MU]	1'666.66
$P = \frac{2000}{1 + 20\%} = 1'666.66$		
$\frac{18000 - 15000}{15000} \times 100\%$	18000 [- ] 15000 [MU]	20.00
$= 20.00\%$		

**6. ПАМЯТЬ GT**  
 Для перехода в режим GT нажмите клавишу [GT] два раза.

 $20 + 10 = 30$	[GT] [GT] 20 [+ ] 10 [=]	GT 30.
$45 - 25 = 20$	45 [- ] 25 [=]	GT 20.
$50 \times 3 = 150$	50 [x] 3 [=]	GT 150.
total = 200	[GT]	GT 200.
$200 \times 15\% = 30$	[x] 15 [%]	GT 30.
$200 + (200 \times 15\%)$	[GT]	GT 230.
$= 230$	[GT]	230.
	[ $\frac{ON}{C}$ ]	0.

Результаты всех вычислений накапливаются в памяти GT.

**7. Вычисление налогов**

 $100 + TAX(3\%) = 103$	3 [RATE] [+TAX]	3. %
сумма налога = 3	100 [+TAX]	103. +TAX
	[+TAX]	3. TAX
3= сумма налога	103= сумма с налогом	
$206 - TAX(3\%)$	[ $\frac{ON}{C}$ ] [RATE]	
$= 200$	[-TAX]	3. %
сумма налога = 6	100 [-TAX]	200. -TAX
	[-TAX]	6. TAX
6= сумма налога	200= сумма без налога	

<b>* ZASILANIE</b>	<b>Polish</b>
--------------------	---------------

Kalkulator CITIZEN, model SDC-620II jest zasilany podwójnie (bateria słoneczna + bateria zwykła) Kalkulator pracuje w każdych warunkach oświetlenia.  
 -Funkcja automatycznego wyłączenia-  
 Kalkulator wyłącza się automatycznie w przypadku jeśli żaden z przycisków nie zostanie naciśnięty w ciągu 9 minut.  
 - Wymiana baterii -  
 Jeśli konieczna jest wymiana baterii należy otworzyć dolną uchwyt na odpowiednią polaryzację, pokrywę, usunąć stare baterie i włożyć nowe zwracając. Po wymianie baterii proszę nacisnąć przycisk RESET na płytce drukowanej przy pomocy cienkiego metalowego przedmiotu.

<b>* OPIS KLAWISZY</b>	<b>Polish</b>
------------------------	---------------

[ON/C] : asilanie / Kasowanie zawartości pamięci .  
 [CE] : Kasowanie liczby [00→0] : Klawisz powrotu  
 [+/-] : ±Zmiana znaku [GT] : Klawisz sumy ogółem  
 [M+] : Przycisk wprowadzenia do pamięci ze znakiem plus  
 [M-] : Przycisk wprowadzenia do pamięci ze znakiem minus  
 [MRC] : Przywoływanie z pamięci / Kasowanie zawartości pamięci  
 [MU] : Przyrost/obniżka cen  
 [RATE] : Klawisz ustawień wysokości podatku  
 [STORE] : ① Cena z podatkiem ② Aby zapisać wysokość podatku, naciśnij klawisze [RATE] i [+TAX].  
 [-TAX] : ① Cena bez podatku ② Aby wywołać z pamięci wysokość podatku, naciśnij klawisze [RATE] i [-TAX].

A 0 2 3 F Przetłacznik liczby miejsc po przecinku  
 - F - Tryb zmiennej liczby miejsc po przecinku  
 - 0 - 2 - 3 - Tryb stałej liczby miejsc po przecinku  
 - A - Tryb ADD-Automatycznie wstawianie dwóch znaków po przecinku dziesiętnym pod czas dodawania lub odejmowania sum pieniężnych  
 ↑ 5/4 ↓ Zaokrąglenie w dół / Zaokrąglenie w górę / Przetłacznik trybu zaokrąglenia



**Znaczenie wskaźników wyświetlacza:**



M : pamięć TAX : Suma podatku  
 - : Minus ( lub liczba ujemna) -TAX : Cena bez podatku  
 E : Błąd przepelnienia. +TAX : Cena z podatkiem  
 RATE : Wprowadzenie wysokości podatku GT : Suma ogółem  
 % : Zapisana do pamięci wysokość podatku

<b>* PRZYKŁADY DZIAŁAŃ</b>	<b>Polish</b>
----------------------------	---------------


**1. Przykładowe obliczenia**

Przed rozpoczęciem obliczeń należy nacisnąć klawisz [ON/C].





Przykład	Klawisze	Ekran
 2 x 3 = 6	2 [x] 2 [CE] 3 [=]	GT 6.
 7 x 9 = 63	7 [+/-] [x] 9 [=]	GT 63.
300 x 27% = 81	300 [x] 27 [%]	GT 81.
$\frac{11.2}{56} \times 100\% = 20\%$	11.2 [+/-] 56 [%]	GT 20.
300+(300x40%)=420	300 [+] 40 [%]	GT 420.
300-(300x40%)=180	300 [-] 40 [%]	GT 180.
1400 x 12% = 168	1400 [x] 12 [%]	GT 168.
6 + 4 + 7.5 = 17.5	6 [+] 4 [+] 7.5 [=]	GT 17.5
5 x 3 + 0.2 = 75	[ON/C] 5 [x] 3 [+/-] 0.2 [=]	GT 75.
8 ÷ 4 x 3.7 + 9 = 16.4	8 [+/-] 4 [x] 3.7 [+/-] 9 [=]	GT 16.4
5 <sup>4</sup> = 625	5 [x] [=] [=] [=]	GT 625.
1 / 2 = 0.5	2 [+/-] [=]	GT 0.5
$\frac{1}{(2 \times 3 + 10)} = 0.0625$	2 [x] 3 [+] 10 [+/-] [=]	GT 0.0625

 \$14.90+\$0.35-\$1.45+	1490 [+] 35 [-] 145	145.
 \$12.05=\$25.85	[+] 1205 [=]	GT 25.85

**2. Obliczenia z wykorzystaniem pamięci**

 (12 x 4) - (20 ÷ 2) = 38	[MRC] [ON/C] 12 [x] 4 [M+] 20 [+/-] 2 [M-] [MRC] [MRC] [ON/C]	0. M 10. M 38. 0.
--	--	----------------------------



**3. Stała**

 2 + 3 = 5	2 [+] 3 [=]	GT 5.
 4 + 3 = 7	4 [=]	GT 7.
 3 x 4 = 12	3 [x] 4 [=]	GT 12.
 3 x 6 = 18	6 [=]	GT 18.

**4. Przepelnienie pamięci**



123456789012 x 10000	123456789012	123'456'789'012.
= 1'234.56789012 x 10 <sup>12</sup>	[x] 10000 [00→0]	10000.
	[=]	E 1'234.56789012
	[ON/C]	0.

**5. PRZYROST I OBNIŻKA CEN**

 2000+(P x 20%)=P	2000 [+/-] 20 [MU]	2'500.00
 P = $\frac{2000}{1-20\%}$ = 2'500.00	[MU]	500.00
2500-2000 = 500.00		
2000-(P x 20%)=P	2000 [+/-] 20 [+/-] [MU]	1'666.66
$P = \frac{2000}{1+20\%} = 1'666.66$		
$\frac{18000-15000}{15000} \times 100\% = 20.00\%$	18000 [-] 15000 [MU]	20.00



**6. PAMIĘĆ GT**

Aby przejść do obliczeń w trybie GT, naciśnij [GT] dwa razy.

 20 + 10 = 30	[GT] [GT] 20 [+] 10 [=]	GT 30.
 45 - 25 = 20	45 [-] 25 [=]	GT 20.
50 x 3 = 150	50 [x] 3 [=]	GT 150.
total = 200	[GT]	GT 200.
200 x 15% = 30	[x] 15 [%]	GT 30.
200 + (200 x 15%) = 230	[GT]	GT 230.
	[GT]	230.
	[ON/C]	0.

Wszystkie wyniki obliczeń będą automatycznie zapisane w pamięci GT

**7. Obliczenie podatku**

 100+TAX(3%)=103	3 [RATE] [+TAX]	3. %
 Suma podatku = 3	100 [+TAX]	103. +TAX
	[+TAX]	3. TAX
3= Suma podatku	103= Inkluzywna wysokość podatku	
206 - TAX(3%) = 200	[ON/C] [RATE]	
	[-TAX]	3. %
Suma podatku = 6	100 [-TAX]	200. -TAX
	[-TAX]	6. TAX
6= Suma podatku	200= Ekskluzywna wysokość podatku	

## لغة عربية

## \* تزويد الطاقة

إن موديل CITIZEN SDC-6201 هي آلة حاسبة ثنائية الطاقة (الطاقة الشمسية عالية القوة + بطارية احتياطية) وتعمل تحت أية ظروف ضوئية.  
وظيفة إيقاف الطاقة التلقائي-  
تقوم هذه الآلة الحاسبة بإيقاف نفسها تلقائياً إذا لم يحدث إدخال مفتاح لحوالي 9 دقائق.  
تغيير البطارية-

إذا كانت البطارية الاحتياطية بحاجة إلى تغيير، قم بفتح الغطاء السفلي لإزالة البطارية القديمة وإدخال بطارية جديدة بحسب القطبية المشار إليها.  
بعد تغيير البطارية، الرجاء استخدام شيئاً معدنياً وبيضاوياً للضغط على مفتاح إعادة التعيين على لوح الدارة المطبوع.

## لغة عربية

## \* فهرس المفاتيح

[ON/C] : مفتاح حذف الكل/ تشغيل الطاقة  
[MU] : مفتاح تعليم السعر إلى الأعلى/ الأسفل. [CE] : حذف الإدخال  
[0]→[00] : مفتاح الرجوع بالتحويل.  
[M-] : مفتاح الطرح من الذاكرة. [M+] : مفتاح الإضافة على الذاكرة.  
[- / +] : مفتاح تغيير الإشارة  
[MRC] : مفتاح استدعاء الذاكرة/ مفتاح حذف الذاكرة  
[GT] : مفتاح المجموع الإجمالي  
[RATE] : مفتاح إعداد معدل الضريبة.  
[STORE] : مفتاح السعر مع الضريبة ② لحفظ معدل الضريبة عند الضغط على مفتاح [+TAX]  
[RATE] و [+TAX] .  
[RECALL] : مفتاح السعر بدون الضريبة ② لحفظ معدل الضريبة عند الضغط على مفتاح [-TAX]  
[RATE] و [-TAX] .

A 0 2 3 F

5/4

5/4

5/4

5/4

5/4

5/4

5/4

5/4

5/4

5/4

5/4

5/4

5/4

5/4

5/4

5/4

5/4

5/4

5/4

5/4

5/4

5/4

5/4

5/4

5/4

5/4

5/4

5/4

5/4

5/4

5/4

5/4

5/4

5/4

5/4

5/4

5/4

5/4

5/4

5/4

5/4

5/4

5/4

5/4

5/4

5/4

5/4

5/4

5/4

5/4

5/4

5/4

5/4

5/4

5/4

5/4

5/4

5/4

5/4

5/4

5/4

5/4

5/4

5/4

5/4

مفتاح تحديد المنزلة العشرية

نمط المنزلة العائمة

نمط المنزلة الثابتة

يقوم نمط الإضافة تلقائياً بإدخال المنزلة النقدية في حسابات الجمع والطرح - A -

إنهاء التدوير/ التدوير إلى الأسفل

علامات شاشة العرض تعني مايلي:

TAX: مبلغ الضريبة

TAX-: الرسم باستثناء الضريبة

TAX+: الرسم شامل الضريبة

RATE : إعداد رسم الضريبة

GT : المجموع الإجمالي

M: الذاكرة

- : سالب (أو ناقص)

E : خطأ تدفق زائد.

% : تم حفظ رسم الضريبة

## \* أمثلة على العمليات

### 1. أمثلة الحساب

قبل القيام بكل حساب، اضغط على مفتاح [ON/C]

المثال	عملية المفاتيح	العرض
2 x 3 = 6	2 [x] 3 [=]	GT 6.
7 x 9 = 63	7 [+ ] [x] 9 [=]	GT 63.
300 x 27% = 81	300 [x] 27 [%]	GT 81.
$\frac{11.2}{56} \times 100\% = 20\%$	11.2 [=] 56 [%]	GT 20.
300+(300x40%)=420	300 [+ ] 40 [%]	GT 420.
300-(300x40%)=180	300 [- ] 40 [%]	GT 180.
1400 x 12% = 168	1400 [x] 12 [%]	GT 168.
6 + 4 + 7.5 = 17.5	6 [+ ] 4 [+ ] 7.5 [=]	GT 17.5
5 x 3 + 0.2 = 75	[ON/C] 5 [x] 3 [+ ] 0.2 [=]	GT 75.
8 ÷ 4 x 3.7 + 9 = 16.4	8 [+ ] 4 [x] 3.7 [+ ] 9 [=]	GT 16.4
54 = 625	5 [x] [=] [=] [=]	GT 625.
1 / 2 = 0.5	2 [+ ] [=]	GT 0.5
$\frac{1}{(2 \times 3 + 10)} = 0.0625$	2 [x] 3 [+ ] 10 [=] [=]	GT 0.0625
\$14.90+\$0.35-	1490 [+ ] 35 [- ] 145	145.
\$1.45+\$12.05=\$25.85	[+] 1205 [=]	GT 25.85

### 2. حساب الذاكرة

(12 x 4) - (20 ÷ 2) = 38	[MRC] [ON/C]	0.
	12 [x] 4 [M+] 20 [+ ] 2 [M-]	M 10.
	[MRC]	M 38.
	[MRC] [ON/C]	0.

### 3. حساب الثابت

2 + 3 = 5	2 [+ ] 3 [=]	GT 5.
4 + 3 = 7	4 [=]	GT 7.
3 x 4 = 12	3 [x] 4 [=]	GT 12.
3 x 6 = 18	6 [=]	GT 18.

### 4. حذف خطأ التدفق الزائد

123456789012 x 10000 = 1'234.56789012 x 10 <sup>12</sup>	123456789012 [x] 100000 [00→0]	123'456'789'012. 10000.
	[=]	E 1'234.56789012
	[ON/C]	0.

### 5. حساب تعليم السعر إلى الأعلى والأسفل

2000+(P x 20%)=P	2000 [+ ] 20 [MU]	2'500.00
P= $\frac{2000}{1-20\%}$ = 2'500.00	[MU]	500.00
2500-2000 = 500.00		
2000-(P x 20%)=P	2000 [+ ] 20 [+/-] [MU]	1'666.66
P= $\frac{2000}{1+20\%}$ = 1'666.66		
$\frac{18000-15000}{15000} \times 100\%$ = 20.00%	18000 [-] 15000 [MU]	20.00

### 6. ذاكرة المجموع الإجمالي

اضغط على [GT] مرتين قبل تشغيل وظيفة المجموع الإجمالي

20 + 10 = 30	[GT] [GT] 20 [+ ] 10 [=]	GT 30.
45 - 25 = 20	45 [-] 25 [=]	GT 20.
50 x 3 = 150	50 [x] 3 [=]	GT 150.
total = 200	[GT]	GT 200.
200 x 15% = 30	[x] 15 [%]	GT 30.
200 + (200 x 15%) = 230	[GT]	GT 230.
	[ON/C]	0.

يتم تجميع كافة نتائج الحساب في المجموع الإجمالي

### 7. حساب الضريبة

100+TAX(3%)=103	3 [RATE] [+TAX]	3. %
مجموع الضريبة =3	100 [+TAX]	103. +TAX
	[+TAX]	3. TAX
مجموع الضريبة =3 القيمة شاملة الضريبة =103		
100-TAX(3%)=200	[ON/C] [RATE]	3. %
مجموع الضريبة =6	[-TAX]	200. -TAX
	100 [-TAX] [-TAX]	6. TAX
مجموع الضريبة =6 القيمة من دون الضريبة =200		

**\* Sumber tenaga listerik** Bahasa Indonesia

Calculator CITIZEN model SDC-620II mendapat listerik dari dua macam baterai : tenaga matahari dan tenaga simpanan, sehingga calculator ini bisa bekerja dibawah segala macam sinar.

-Sumber tenaga bisa bekerja dan tutup secara otomatis-  
Jikalau dalam kira2 9 menit calculator tidak bekerja maka sumber tenaga akan berhenti bekerja otomatis.

-Cara mengganti baterai-  
Jikalau baterai perlu diganti, anda harus membuka dulu kotak baterai dan mengeluarkan baterai lama. Sesudah itu anda baru bisa memasukkan baterai yang baru didalam kotak itu. Setelah mengganti baterai, silahkan gunakan obyek metal berbentuk bulat panjang untuk menekan RESET pada PCB.

**\* Daftar fungsi tuts** Bahasa Indonesia

[ $\frac{ON}{C}$ ] : Tombol Power On / Hapus Semua.

[CE] : Tombol Power On. [GT] : Tombol Total Keseluruhan

[00→0]: Koreksi [M+] : Memory penambahan

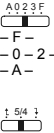
[M-] : Memory pengurangan [+/-] : ±Tombol pengubah tanda

[MRC] : Tombol Pemanggil Memori / Tombol Penghapus Memori

[RATE] : Tombol Seting Tingkat Pajak

[ $\frac{STORE}{+TAX}$ ] : ①Tombol Harga dengan Pajak ②Untuk menyimpan tingkat pajak dengan menekan tombol [RATE] dan [+TAX].

[ $\frac{RECALL}{-TAX}$ ] : ①Tombol Harga tanpa Pajak ②Untuk memanggil tingkat pajak dengan menekan tombol [RATE] dan [-TAX].

 Switch pemilihan jumlah desimal  
- F - Mode desimal mengambang  
- 0 - 2 - 3 - Mode desimal tetap  
- A - Mode ADD secara otomatis akan memasukkan desimal keuangan pada operasi perhitungan penambahan dan pengurangan  
 $\uparrow$  5/4  $\downarrow$  Switch untuk pembulatan ke atas / pembulatan ke bentuk yang lebih sederhana / pembulatan ke bawah





**Arti dari Tanda-tanda yang Muncul di Layar:**

M : memori TAX : Jumlah Pajak  
- : Minus ( atau negatif) -TAX : Harga tanpa Pajak  
E : Kesalahan Overflow. +TAX : Harga termasuk Pajak  
% : Tarif Pajak yang tersimpan RATE : Pengatur Tarif Pajak  
GT : Total Keseluruhan



**\* Contoh cara pakai** Bahasa Indonesia

**1. Cara kalkulasi biasa**





Sebelum melakukan setiap perhitungan, tekanlah dahulu tombol [ $\frac{ON}{C}$ ].

Contoh	Operasi Tombol	Tampilan di Layar
 2 x 3 = 6	2 [x] 2 [CE] 3 [=]	GT 6.
 7 x 9 = 63	7 [+ ] [x] 9 [=]	GT 63.
300 x 27% = 81	300 [x] 27 [%]	GT 81.
$\frac{11.2}{56} \times 100\% = 20\%$	11.2 [÷] 56 [%]	GT 20.
300+(300x40%)=420	300 [+ ] 40 [%]	GT 420.
300-(300x40%)=180	300 [- ] 40 [%]	GT 180.
1400 x 12% = 168	1400 [x] 12 [%]	GT 168.
6 + 4 + 7.5 = 17.5	6 [+ ] 4 [+ ] 7.5 [=]	GT 17.5
5 x 3 ÷ 0.2 = 75	[ $\frac{ON}{C}$ ] 5 [x] 3 [+ ] 0.2 [=]	GT 75.
8 ÷ 4 x 3.7 + 9 = 16.4	8 [+ ] 4 [x] 3.7 [+ ] 9 [=]	GT 16.4
5 <sup>4</sup> = 625	5 [x] [=] [=] [=]	GT 625.
1 / 2 = 0.5	2 [+ ] [=]	GT 0.5
$\frac{1}{(2 \times 3 + 10)} = 0.0625$	2 [x] 3 [+ ] 10 [+ ] [=]	GT 0.0625
 \$14.90+\$0.35-\$1.45+	1490 [+ ] 35 [- ] 145	145.
 \$12.05=\$25.85	[+] 1205 [=]	GT 25.85

**2. Cara melakukan kalkulasi dengan memory**

 (12 x 4) - (20 ÷ 2)	[MRC] [ $\frac{ON}{C}$ ]	0.
 = 38	12 [x] 4 [M+] 20 [+ ] 2 [M-]	M 10.
	[MRC]	M 38.
	[MRC] [ $\frac{ON}{C}$ ]	0.








**3. Cara kalkulasi dengan bilangan konstan**

 2 + 3 = 5	2 [+ ] 3 [=]	GT 5.
 4 + 3 = 7	4 [=]	GT 7.
 3 x 4 = 12	3 [x] 4 [=]	GT 12.
 3 x 6 = 18	6 [=]	GT 18.

**4. Penghapusan kalkulasi yang melewati**








123456789012 x 10000	123456789012	123'456'789'012.
= 1'234.56789012 x 10 <sup>12</sup>	[x] 100000 [00→0]	10000.
	[=]	E 1'234.56789012
	[ $\frac{ON}{C}$ ]	0.

**5. PERHITUNGAN MARK-UP & DOWN HARGA**

 2000+(P x 20%)=P	2000 [+ ] 20 [MU]	2'500.00
 P= $\frac{2000}{1-20\%}$ =2'500.00	[MU]	500.00
 2500-2000 = 500.00		
 2000-(P x 20%)=P	2000 [+ ] 20 [+/-] [MU]	1'666.66
 P= $\frac{2000}{1+20\%}$ =1'666.66		
 $\frac{18000-15000}{15000} \times 100\%$	18000 [-] 15000 [MU]	20.00
 = 20.00%		








**6. GT-MEMORI**

Tekanlah [GT] dua kali sebelum Anda mengoperasikan fungsi GT .

 20 + 10 = 30	[GT] [GT] 20 [+ ] 10 [=]	GT 30.
 45 - 25 = 20	45 [- ] 25 [=]	GT 20.
 50 x 3 = 150	50 [x] 3 [=]	GT 150.
 total = 200	[GT]	GT 200.
 200 x 15% = 30	[x] 15 [%]	GT 30.
 200 + (200 x 15%)	[GT]	GT 230.
 =230	[GT]	230.
	[ $\frac{ON}{C}$ ]	0.

Semua hasil kalkulasi dikumpulkan secara otomatis dalam GT

**7. Perhitungan Pajak**

 100+TAX(3%)=103	3 [RATE] [+TAX]	3. %
 Jumlah pajak =3	100 [+TAX]	103. +TAX
	[+TAX]	3. TAX
 3= Jumlah pajak	103= Nilai termasuk pajak	
 206 - TAX(3%)	[ $\frac{ON}{C}$ ] [RATE]	
 =200	[-TAX]	3. %
 Jumlah pajak =6	100 [-TAX]	200. -TAX
	[-TAX]	6. TAX
 6= Jumlah pajak	200= Nilai di luar pajak	

**\* 电源** **中文**

CITIZEN SDC-620II 是双重电池计算机(太阳能与电池供电)，可以在任何光线下操作。

-自动关闭电源-

如果在九分钟左右不进行任何操作，计算机的电源将会自动关闭。

-电池更换-

如果需要更换电池，打开下盖取出旧电池，将新电池放在电池槽中。更换电池后，请用一金属、椭圆形物体压按印刷电路板上的 RESET 板。

**\* 按键索引** **中文**

[ON/C]: 关机/全部清除 [CE]: 清除输入  
 [00→0]: 未位删除键 [+ / -]: 正负号改变键  
 [M+]: 加法记忆键 [M-]: 减法记忆键  
 [GT]: 总计键  
 [MRC]: 显示记忆内容键/清除记忆内容键  
 [MU]: 标价/降价  
 [RATE]: 税率率设定键  
 [STORE]: 含税的价格键/当按 [RATE] 和 [+TAX] 键时储存税率  
 [+TAX]: 含税的价格键/当按 [RATE] 和 [+TAX] 键时检索税率  
 [RECALL]: 无税的价格键/当按 [RATE] 和 [-TAX] 键时检索税率

A 0 2 3 F 小数位设定开关  
 - F - 浮点小数模式  
 - 0 - 2 - 3 - 固定小数位模式  
 - A - 加位模式 自动在加法与减法计算中加入货币小数点

↑ 5/4 ↓ 无条件进入 / 四捨五入 / 无条件捨去 开关

**显示幕各标誌之意义:**

M: 储存器 TAX: 稅收的量  
 -: 負号 -TAX: 不含稅的价格  
 E: 溢位 / 錯誤 +TAX: 含稅的价格  
 GT: 总计 RATE: 稅率率设定  
 %: 儲存的稅率

**\* 操作范例** **中文**

**1. 一般计算操作**

执行任一计算前，请先按[ON/C]键。

范例	按键操作	显示
A 0 2 3 F 2 x 3 = 6	2 [x] 2 [CE] 3 [=]	GT 6.
7 x 9 = 63	7 [+ ] [x] 9 [=]	GT 63.
300 x 27% = 81	300 [x] 27 [%]	GT 81.
11.2 / 56 x 100% = 20%	11.2 [=] 56 [%]	GT 20.
300+(300x40%)=420	300 [+ ] 40 [%]	GT 420.
300-(300x40%)=180	300 [- ] 40 [%]	GT 180.
1400 x 12% = 168	1400 [x] 12 [%]	GT 168.
6 + 4 + 7.5 = 17.5	6 [+ ] 4 [+ ] 7.5 [=]	GT 17.5
5 x 3 ÷ 0.2 = 75	[ON/C] 5 [x] 3 [+ ] 0.2 [=]	GT 75.
8 + 4 x 3.7 + 9 = 16.4	8 [+ ] 4 [x] 3.7 [+ ] 9 [=]	GT 16.4
5 <sup>4</sup> = 625	5 [x] [=] [=] [=]	GT 625.
1 / 2 = 0.5	2 [+ ] [=]	GT 0.5
1 / (2 x 3 + 10) = 0.0625	2 [x] 3 [+ ] 10 [=] [=]	GT 0.0625
A 0 2 3 F \$14.90+\$0.35-\$1.45+	1490 [+ ] 35 [- ] 145	145.
↑ 5/4 ↓ \$12.05=\$25.85	[+] 1205 [=]	GT 25.85

**2. 记忆计算的操作**

A 0 2 3 F (12 x 4) - (20 ÷ 2)	[MRC] [ON/C]	0.
↑ 5/4 ↓ = 38	12 [x] 4 [M+] 20 [=] 2 [M-]	M 10.
	[MRC]	M 38.
	[MRC] [ON/C]	0.

**3. 常数计算**

A 0 2 3 F 2 + 3 = 5	2 [+ ] 3 [=]	GT 5.
4 + 3 = 7	4 [=]	GT 7.
3 x 4 = 12	3 [x] 4 [=]	GT 12.
3 x 6 = 18	6 [=]	GT 18.

**4. 超出运算容量的消除**

123456789012 x 10000	123456789012	123'456'789'012.
= 1'234.56789012 x 10 <sup>12</sup>	[x] 100000 [00→0]	10000.
	[=]	E 1'234.56789012
	[ON/C]	0.

**5. 标价&降价计算**

A 0 2 3 F 2000+(P x 20%)=P	2000 [+ ] 20 [MU]	2'500.00
↑ 5/4 ↓ P = 2000 / (1-20%) = 2'500.00	[MU]	500.00
2500-2000 = 500.00		
2000-(P x 20%)=P	2000 [+ ] 20 [+/-] [MU]	1'666.66
P = 2000 / (1+20%) = 1'666.66		
18000 - 15000 / 15000 x 100%	18000 [- ] 15000 [MU]	20.00
= 20.00%		

**6. 总计储存器**

在你操作总计功能前，按[GT] 二次。

A 0 2 3 F 20 + 10 = 30	[GT] [GT] 20 [+ ] 10 [=]	GT 30.
45 - 25 = 20	45 [- ] 25 [=]	GT 20.
50 x 3 = 150	50 [x] 3 [=]	GT 150.
total = 200	[GT]	GT 200.
200 x 15% = 30	[x] 15 [%]	GT 30.
200 + (200 x 15%) = 230	[GT]	GT 230.
	[ON/C]	0.

所有的计算结果都被累积在总计中。

**7. 税率计算**

A 0 2 3 F 100+TAX(3%)=103	3 [RATE] [+TAX]	3. %
↑ 5/4 ↓ 稅值=3	100 [+TAX]	103. +TAX
	[+TAX]	3. TAX
3=稅值 103=含稅值		
206 - TAX(3%)	[ON/C] [RATE]	
=200	[-TAX]	3. %
稅值=6	100 [-TAX]	200. -TAX
	[-TAX]	6. TAX
6=稅值 200=不含稅值		

**Information for Users on Collection and Disposal of used Batteries.**

The symbol in this information sheet means that used batteries should not be mixed with general household waste.

For proper treatment, recovery and recycling of used batteries, please take them to applicable collection points.

For more information about collection and recycling of batteries, please contact your local municipality, your waste disposal service or the point of sale where you purchased the items.



**Information on Disposal in other Countries outside the European Union.**

This symbol is only valid in the European Union.

If you wish to discard used batteries, please contact your local authorities or dealer and ask for the correct method of disposal.

## WEEE MARK

**En** If you want to dispose this product, do not mix with general household waste. There is a separate collection systems for used electronics products in accordance with legislation under the WEEE Directive (Directive 2002/96/EC) and is effective only within European Union.

**Ge** Wenn Sie dieses Produkt entsorgen wollen, dann tun Sie dies bitte nicht zusammen mit dem Haushaltsmüll. Es gibt im Rahmen der WEEE-Direktive innerhalb der Europäischen Union (Direktive 2002/96/EC) gesetzliche Bestimmungen für separate Sammelsysteme für gebrauchte elektronische Geräte und Produkte.

**Fr** Si vous souhaitez vous débarrasser de cet appareil, ne le mettez pas à la poubelle avec vos ordures ménagères. Il existe un système de récupération distinct pour les vieux appareils électroniques conformément à la législation WEEE sur le recyclage des déchets des équipements électriques et électroniques (Directive 2002/96/EC) qui est uniquement valable dans les pays de l'Union européenne. Les appareils et les machines électriques et électroniques contiennent souvent des matières dangereuses pour l'homme et l'environnement si vous les utilisez et vous vous en débarrassez de façon inappropriée.

**Sp** Si desea deshacerse de este producto, no lo mezcle con residuos domésticos de carácter general. Existe un sistema de recogida selectiva de aparatos electrónicos usados, según establece la legislación prevista por la Directiva 2002/96/CE sobre residuos de aparatos eléctricos y electrónicos (RAEE), vigente únicamente en la Unión Europea.

**It** Se desiderate gettare via questo prodotto, non mescolatelo ai rifiuti generici di casa. Esiste un sistema di raccolta separato per i prodotti elettronici usati in conformità alla legislazione RAEE (Direttiva 2002/96/CE), valida solo all'interno dell'Unione Europea.

**Du** Deponer dit product niet bij het gewone huishoudelijk afval wanneer u het wilt verwijderen. Er bestaat ingevolge de WEEE-richtlijn (Richtlijn 2002/ 96/EG) een speciaal wettelijk voorgeschreven verzamelsysteem voor gebruikte elektronische producten, welk alleen geldt binnen de Europese Unie.

**Da** Hvis du vil skille dig af med dette produkt, må du ikke smide det ud sammen med dit almindelige husholdningsaffald. Der findes et separat indsamlingsystem for udtjente elektroniske produkter i overensstemmelse med lovgivningen under WEEE-direktivet (direktiv 2002/96/EC), som kun er gældende i den Europæiske Union.

**Por** Se quiser deitar fora este produto, não o misture com o lixo comum. De acordo com a legislação que decorre da Directiva REEE – Resíduos de Equipamentos Eléctricos e Electrónicos (2002/96/CE), existe um sistema de recolha separado para os equipamentos electrónicos fora de uso, em vigor apenas na União Europeia.

**Pol** Jeżeli zamierzasz pozbyć się tego produktu, nie wyrzucaj go razem ze zwykłymi domowymi odpadkami. Według dyrektywy WEEE (Dyrektywa 2002/96/EC) obowiązującej w Unii Europejskiej dla używanych produktów elektronicznych należy stosować oddzielne sposoby utylizacji.

