



CATEYE STRADA DOUBLE WIRELESS CYCLOCOMPUTER CC-RD400DW ENG

U.S. Pat. Nos. 5236759/6957926 Pat./Design Pat. Pending
Copyright © 2011 CATEYE Co., Ltd.
CCRD4DW-110930 [066600620] 3

CE06780



sportex.ru

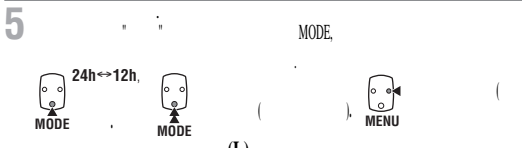
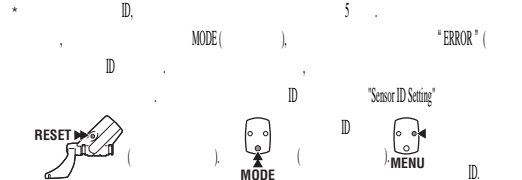

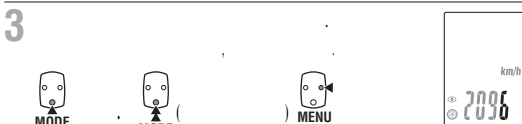

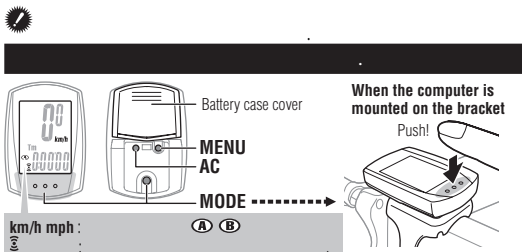


MODE.

Flex-Tight

20 100

ID1 ID2,



Tire circumference reference table

Tire size	L (mm)
12 x 1.75	935
12 x 1.95	940
14 x 1.50	1020
14 x 1.75	1055
16 x 1.50	1185
16 x 1.75	1195
16 x 2.00	1245
16 x 1-3/8	1290
16 x 1-3/8	1300
17 x 1-1/4 (369)	1340
18 x 1.50	1340
18 x 1.75	1350
20 x 1.25	1490
20 x 1.35	1460
20 x 1.50	1490
20 x 1.75	1515
20 x 1.95	1565
20 x 1-1/8	1545
20 x 1-3/8	1615
22 x 1-3/8	1770
22 x 1-1/2	1785
24 x 1 (520)	1753
24 x 3/4 Tubular	1785
24 x 1-1/8	1795
24 x 1-1/4	1905
24 x 1.75	1890
24 x 2.00	1925
24 x 2.125	1965
26 x 7/8 Tubular	1920
26 x 1 (571)	1952
26 x 1-1/8	1970
26 x 1-3/8	2068
26 x 1-1/2	2100
26 x 1.0 (559)	1913
26 x 1.25	1950
26 x 1.40	2005
26 x 1.50	2010
26 x 1.75	2023
26 x 1.95	2050
26 x 2.00	2055
26 x 2.1	2066
26 x 2.125	2070
26 x 2.35	2083
26 x 3.00	2170
27 x 1 (630)	2145
27 x 1-1/8	2155
27 x 1-1/4	2161
27 x 1-3/8	2169
650 x 20C	1938
650 x 23C	1944
650 x 35A	2090
650 x 38A	2125
650 x 38B	2105
700 x 18C	2070
700 x 19C	2080
700 x 20C	2086
700 x 23C	2096
700 x 25C	2105
700 x 28C	2136
700 x 30C	2146
700 x 32C	2155
700C Tubular	2130
700 x 35C	2168
700 x 38C	2180
700 x 40C	2200
700 x 44C	2224
29 x 2.1	2286
29 x 2.3	2326

