

# **BOSE®**



---

## **BOSE® AE2i AUDIO HEADPHONES**

---

Owner's Guide | Brugervejledning | Bedienungsanleitung

Guía de usuario | Omistajan opas | Notice d'utilisation

Felhasználói útmutató | Manuale di istruzioni

Gebruiksaanwijzing | Podręcznik użytkownika

Bruksanvisningen | คู่มือผู้ใช้ | 사용자 안내서

用戶指南 | 使用者指南 |

オーナーズガイド | دليل المالك

## Safety Information

Please take the time to follow the instructions in this owner's guide carefully. It will help you set up and operate your product properly and enjoy its advanced features. Please save this owner's guide for future reference.

### CAUTIONS

- *Long-term exposure to loud music may cause hearing damage. Please avoid extreme volume when using headphones, especially for extended periods.*
- *Do not use headphones when operating a motor vehicle or anywhere the inability to hear outside sounds may present a danger to you or others.*
- *Sounds that you rely on as reminders or warnings may have an unfamiliar character when using headphones. Be aware of how these sounds may vary in character so you can recognize them as needed.*
- *Do not drop, sit on or allow the headphones to be immersed in water.*

**WARNING:** *DO NOT use mobile phone adapters to connect headphones to airplane seat jacks as this could result in personal injury such as burns or property damage due to overheating. Remove and disconnect immediately if you experience warming sensation or loss of audio.*

### Limited Warranty

Your Bose® headphones are covered by a limited warranty. Details of the limited warranty are provided on the product registration card that is included in the carton. Please refer to the card for instructions on how to register. Failure to register will not affect your limited warranty rights.

#### **What you must do to obtain Limited Warranty Service:**

Return product, with proof of purchase from an authorized Bose dealer, using the following procedures:

1. Contact the Bose organization in your country/region (visit [Global.Bose.com/register](http://Global.Bose.com/register) for Bose contact information in your country/region) for specific return and shipping instructions;
2. Label and ship the product, freight prepaid, to the address provided by the Bose organization in your country; and
3. Place any necessary return authorization number prominently on the outside of the carton. Cartons not bearing a return authorization number, where required, will be refused.

**Note:** *The serial number is located inside the right earcup.*

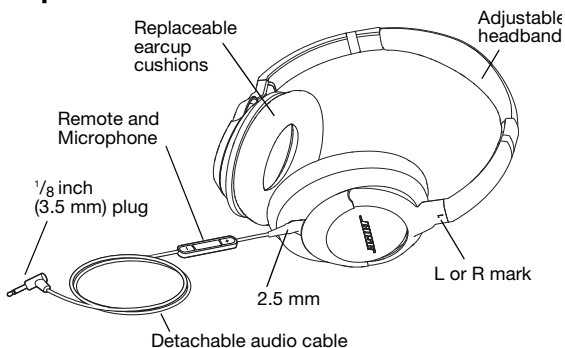
## Introduction

Thank you for purchasing the Bose® AE2i audio headphones for select Apple products. These headphones were designed to give you easy access and greater control of your Apple audio device. With Bose AE2i audio headphones, you can immerse yourself in your music and enjoy an around-ear fit that stays comfortable for hours.

## For use with:

The remote and mic are supported only by iPod nano (4th generation and later), iPod classic (120GB, 160GB only), iPod touch (2nd generation and later), iPhone 3GS, iPhone 4, iPad, iPad 2 and 2009 models or later of MacBook and MacBook Pro. The remote is supported by iPod shuffle (3rd generation and later). Audio is supported by all iPod models.

## Components



## Wearing the headphones

Put on the headphones using the markings which identify the left (L) and right (R) earcups. Adjust the headband so it rests gently on top of your head and the earcup cushions fit comfortably around your ears.

## Connecting to your Apple device

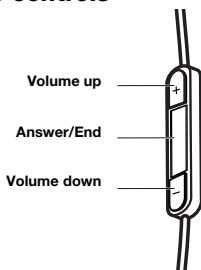
Ensure the smaller 2.5 mm plug is securely inserted into the left earcup. Plug the other end of the cable securely into the audio output jack of the Apple audio device.

## Using the headphones with your Apple device

The Bose® AE2i headphones come with a small in-line remote with an integrated microphone for convenient control of select Apple products. Easily control volume, track selection and voice applications, plus switch between your calls and music.

**Note:** Full controls may not be available for some Apple products.

## Headphone controls



## Basic functions

Increase volume	Press and release the <b>+</b> button.
Decrease volume	Press and release the <b>-</b> button.

## Call-related functions

Answer a call	When you receive an incoming call, press and release the <b>Answer/End</b> button to answer.
End a call	Press and release the <b>Answer/End</b> button.
Decline an incoming call	Press and hold the <b>Answer/End</b> button for about two seconds, then release.
Switch to an incoming or on-hold call and put the current call on hold	While on a call, press and release the <b>Answer/End</b> button once. Press and release again to switch back to the first call.
Switch to an incoming or on-hold call and end the current call	While on a call, press and hold the <b>Answer/End</b> button for about two seconds, then release.
Use Voice Control	Press and hold the <b>Answer/End</b> button. See iPhone User Guide for compatibility and usage information about this feature.

## Media playback functions

Play or pause a song or video	Press and release the <b>Answer/End</b> button.
Skip to the next song or chapter	Press and release the <b>Answer/End</b> button twice quickly.
Fast-forward	Press and release the <b>Answer/End</b> button twice quickly and hold the second press.
Go to the previous song or chapter	Press and release the <b>Answer/End</b> button three times quickly.
Rewind	Press and release the <b>Answer/End</b> button three times quickly and hold the third press.

## Folding earcups

The Bose® AE2i audio headphones feature rotating earcups that fold flat for easy, convenient storage.

The earcups rotate in only one direction. Incorrectly rotating the earcups can damage the headphones.

## Cleaning the headphones

The Bose AE2i audio headphones do not require scheduled cleaning. Should cleaning be necessary, simply wipe the outside surfaces with a soft cloth. Be sure the earcup ports are kept clear, and that no moisture is allowed to get inside the earcup.

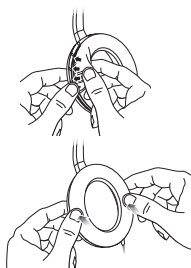
## Replacement parts and accessories

Accessories or replacement parts can be ordered through Bose Customer Service. See the contact information for your area included in this guide.

Part	Product Code
Carry bag:	329585-0010
Replacement cushions:	329586-0010
Audio cable:	329583-0010
Cable with remote and microphone:	345443-0010

## Reattaching earcup cushions

The earcup cushions are held in place by a mounting flange which snaps under 8 small tabs located around the inside rim of each earcup. If an earcup cushion becomes partially or completely detached, push the mounting flange of the earcup cushion back into the earcup. Using your finger or thumb, press around the edge of the mounting flange, making sure it snaps in place all the way around the earcup.



## Troubleshooting

Problem	What to do
No audio or audio in one earcup only	<ul style="list-style-type: none"> <li>• Ensure both ends of the audio cable are firmly seated.</li> <li>• Try a different audio device.</li> </ul>
Distorted bass	<ul style="list-style-type: none"> <li>• Ensure both ear cushions are firmly secured.</li> </ul>
Mis-shaped cushion	<ul style="list-style-type: none"> <li>• The high-density earcup foam will regain its shape after a few minutes in a neutral position.</li> </ul>
Microphone is not picking-up sound	<ul style="list-style-type: none"> <li>• Make sure that the headset plug is securely connected to the head-phone jack.</li> <li>• Make sure the microphone is not being blocked or covered. <i>The microphone is located on the back of the Answer/End button.</i></li> </ul>
Phone not responding to button presses	<ul style="list-style-type: none"> <li>• Make sure that the headset plug is securely connected to the head-phone jack.</li> <li>• For multi-press functions: Vary speed of presses.</li> </ul>
Apple product not responding to remote	<ul style="list-style-type: none"> <li>• Full controls may not be available for some Apple products.</li> </ul>

If any problem persists, contact Customer Service. See the phone number for your area included in this guide.

Names and Contents of Toxic or Hazardous Substances or Elements						
Toxic or Hazardous Substances and Elements						
Part Name	Lead (Pb)	Mercury (Hg)	Cadmium (Cd)	Hexavalent (CR(VI))	Polybrominated Biphenyl (PBB)	Polybrominated diphenylether (PBDE)
PCBs	X	0	0	0	0	0
Metal parts	X	0	0	0	0	0
Plastic parts	0	0	0	0	0	0
Speakers	X	0	0	0	0	0
Cables	X	0	0	0	0	0
0: Indicates that this toxic or hazardous substance contained in all of the homogeneous materials for this part is below the limit requirement in SJ/T 11363-2006.						
X: Indicates that this toxic or hazardous substance contained in at least one of the homogeneous materials used for this part is above the limit requirement in SJ/T 11363-2006.						

©2011 Bose Corporation. No part of this work may be reproduced, modified, distributed, or otherwise used without prior written permission.

Apple, iPad, iPhone, iPod, iPod classic, iPod nano, iPod shuffle, iPod touch and MacBook are trademarks of Apple, Inc., registered in the U.S. and other countries.



“Made for iPod,” “Made for iPhone,” and “Made for iPad” mean that an electronic accessory has been designed to connect specifically to iPod, iPhone, or iPad, respectively, and has been certified by the developer to meet Apple performance standards. Apple is not responsible for the operation of this device or its compliance with safety and regulatory standards. Please note that the use of this accessory with iPod, iPhone, or iPad may affect wireless performance.

# Bose Corporation

---

## **Australia**

Phone: 1 800 061 046  
www.Bose.com.au

## **Belgique/België**

Phone: 012 390 800  
Fax: 012 390 840  
www.Bosebelguim.be

## **Canada**

Phone: 800-905-2177  
www.Bose.ca

## **China**

Phone: 86-400-880-2266  
Fax: 86-21-6510-5380  
www.Bose.cn

## **Danmark**

Phone: 04343-7777  
Fax: 04343-7818

## **Deutschland**

Phone: 0-6172-71040  
www.Bose.de

## **France**

Phone: 01-3061-6739  
Fax: 01-3061-6382  
www.Bosefrance.fr

## **India**

Phone: 1 800 11 2673  
Fax: 91 11 2690-7700  
www.Boseindia.com

## **Ireland**

Phone: 42 967 1500  
Fax: 42 967 1501  
www.Bose.ie

## **Italia**

Phone: 800 832-277  
www.Bose.it

## **Japan**

Phone: 0570-080-021  
Fax: 03-5489-1041  
www.Bose.co.jp

## **Mexico**

Phone: 001-866-693-2673  
Email:  
mexico\_serviciotecnico@bose.com  
www.Bose.com.mx

## **Nederland**

Phone: 0299-390290  
Fax: 0299-390109  
www.Bose.nl

## **New Zealand**

Phone: 0800 501 511

## **Norge**

Phone: 62 82 15 60  
Fax: 62 82 15 69

## **Österreich**

Phone: 01-60404340  
Fax: 01-604043423

## **Schweiz**

Phone: 061-9757733  
Fax: 061-9757744

## **Sverige**

Phone: 031-878850  
Fax: 031-274891

## **United Kingdom**

Phone: 0844 2092630  
Fax: 0870 7414545  
www.Bose.co.uk

## **United States**

Phone: 888-757-9943  
owners.Bose.com

## **World Wide Web**

www.Bose.com  
www.Boseeurope.com

Made for



iPod



iPhone



iPad



346022-0010

***BOSE***<sup>®</sup>  
*Better sound through research*<sup>®</sup>

©2011 Bose Corporation, The Mountain,  
Framingham, MA 01701-9168 USA  
AM346022 Rev.02