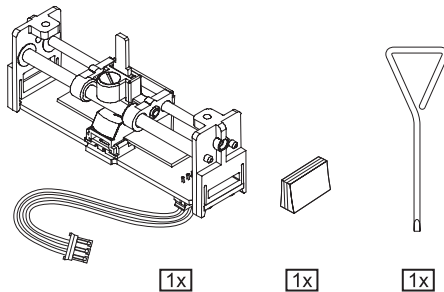


infinium® X1

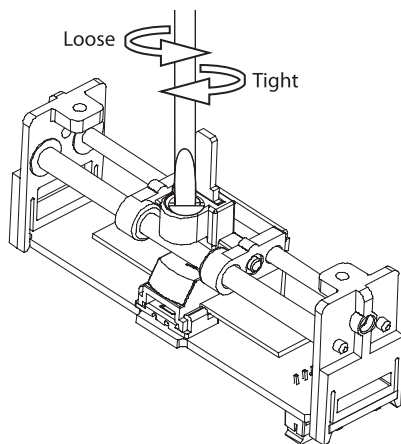
infinium® Contact-Free Optical Fader

- ▲ Ultra-long life through contact-free optical technology
- ▲ Ultra-high digital precision (128 positions)
- ▲ Truly analog "touch and feel"
- ▲ Fully adjustable friction with contact-free magnet

Contents



Crossfader tension adjustment



Warranty

For our current warranty terms, please refer to our website at www.behringer.com

Unsere derzeitigen Garantiebedingungen erfahren Sie unter www.behringer.com

Nos conditions de garantie sont disponibles sur le site www.behringer.com

Para conocer nuestros términos de garantía actuales, visita nuestra página web: www.behringer.com

Per informazioni relative ai nostri termini di garanzia, consultare il nostro sito web www.behringer.com

Актуальные гарантийные условия Вы можете найти на нашем Веб-сайте www.behringer.com

Aktualne warunki gwarancji zamieszczone są na stronie internetowej producenta: www.behringer.com

Ga naar onze website www.behringer.com voor onze huidige garantietermijnen

Voimassa olevat takuehtomme löytyvät osoitteesta www.behringer.com

För gällande garantivillkor, vänligen se vår webbsida www.behringer.com

Vores aktuelle garantibetingelser findes på vores hjemmeside på www.behringer.com

É favor consultar o nosso site www.behringer.com acerca dos nossos termos de garantia actuais

Για τους ισχύοντες όρους εγγύησης, ανατρέξτε στη διεύθυνση www.behringer.com

最新の保証条件に関する情報は、当社ホームページ www.behringer.com をご覧下さい。

目前的保修条例, 请访问我们的网页 www.behringer.com

Electrostatic discharge precautions

The X1 is sensitive to static-electric discharge. To prevent damage to the device keep it in the original container until ready for use. Ground yourself by touching the metal case of your mixer before installing the X1. Use anti-static containers for handling and transport.

Safety warnings

ENGLISH: WARNING! HIGH VOLTAGE!

Switch power off and remove power cord before opening your mixing console and exchanging the crossfader.

DEUTSCH: WARNUNG! HOCHSPANNUNG!

Schalten sie das Mischpult aus und entfernen Sie das Netzkabel bevor Sie den Crossfader ersetzen.

FRANÇAIS: ATTENTION ! HAUTE TENSION !

Eteignez l'appareil et débranchez son cordon d'alimentation avant d'ouvrir le châssis et de remplacer le crossfader.

ESPAÑOL: ¡PRECAUCIÓN! ¡ALTO VOLTAJE!

Apague el equipo y desenchufe el cable de alimentación antes de abrir la unidad y cambiar el crossfader.

ITALIANO: AVVISO! ALTA TENSIONE!

Prima di aprire l'apparecchio e sostituire il Crossfader è necessario disattivare l'apparecchio ed estrarre il cavo di rete dalla presa di corrente.

РУССКИЙ: ВНИМАНИЕ! ВЫСОКОЕ НАПРЯЖЕНИЕ!

Выключите, пожалуйста, прибор из розетки, перед тем как открыть прибор и заменить кроссфейдер.

POLSKI: UWAGA! WYSOKIE NAPIĘCIE!

Przed otwarciem obudowy i wymianą tłumika skrośnego wyłączyć urządzenie i odłączyć kabel zasilający z sieci.

NEDERLANDS: WAARSCHUWING! HOOGSPANNING!

Schakel het toestel uit en trek de netkabel uit de contactdoos alvorens het toestel te openen en de Crossfader te vervangen.

SUOMI: VAROITUS! VAARALLINEN JÄNNITE!

Katkaise virta laitteesta ja irrota verkkojohto pistorasiasta ennen kuin avaat laitteen ja vaihdat Crossfaderin.

SVENSKA: VARNING! HÖGSPÄNNING!

Koppla av mixerbord och dra ut nätkabeln från stickkontakten, innan ni öppnar apparaten och ersätter Crossfadern.

DANSK: ADVARSEL! HØJSPÆNDING

Sluk for mixerpulten og træk netkablet fra stikdåsen, inden du åbner mixerpulten og udskifter crossfadere.

PORTUGUÊS: CUIDADO! ALTA TENSÃO!

Desligue a mesa de mistura e retire o cabo eléctrico da tomada antes de abrir a mesa de mistura e substituir o crossfader.

ΕΛΛΗΝΙΚΑ: ΠΡΟΕΙΔΟΠΟΙΗΣΗ! ΥΨΗΛΗ ΤΑΣΗ!

Ενεργοποιήστε το μίκτη ήχου και αποσυνδέστε το καλώδιο τροφοδοσίας από την πρίζα, πριν ανοίξετε το μίκτη ήχου και αντικαταστήσετε το Crossfader.

日本語: 注意！高電圧！

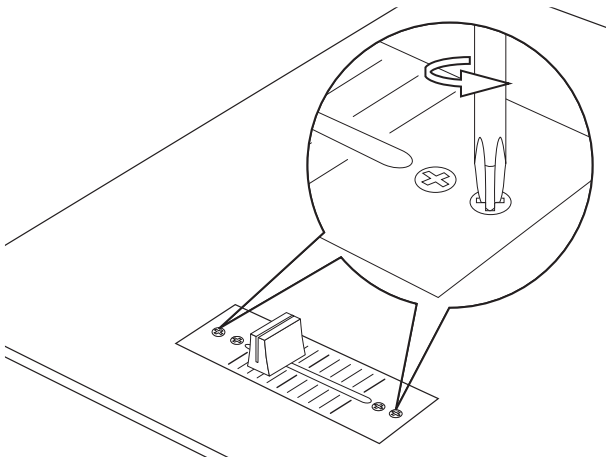
装置を開けてクロスフェーダーを交換する前に、電源を落とし、電源コードを装置から抜いてください。

中文: 警告! 高压!

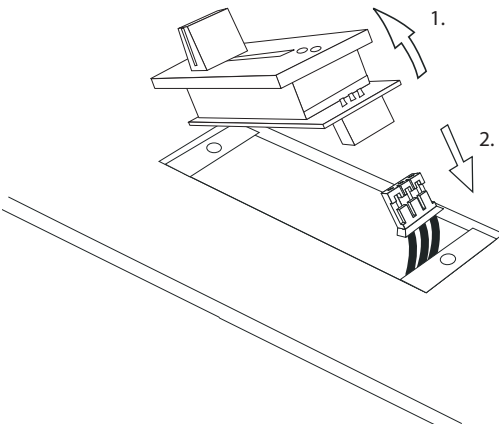
请在打开机器更换交互推杆前关掉机器, 并把电源线从插座拔下。



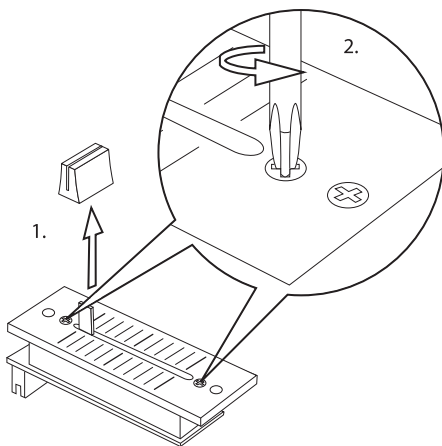
1.



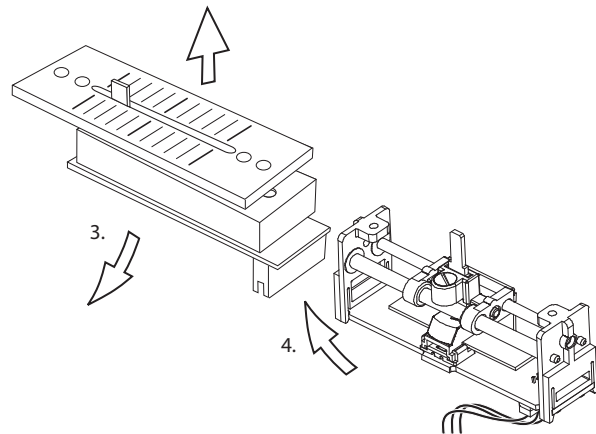
2.



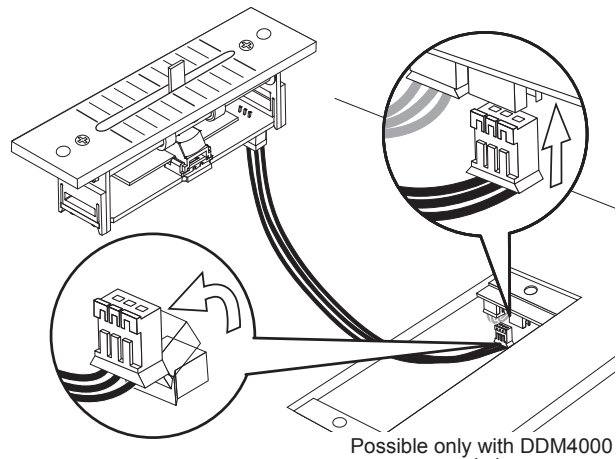
3.



4.



5.



6.



Technical specifications and appearance are subject to change without notice. The information contained herein is correct at the time of printing. All trademarks (except BEHRINGER, the BEHRINGER logo and JUST LISTEN) mentioned belong to their respective owners and are not affiliated with BEHRINGER. BEHRINGER accepts no liability for any loss which may be suffered by any person who relies either wholly or in part upon any description, photograph or statement contained herein. Colors and specifications may vary slightly from product. Products are sold through our authorized dealers only. Distributors and dealers are not agents of BEHRINGER and have absolutely no authority to bind BEHRINGER by any express or implied undertaking or representation. No part of this manual may be reproduced or transmitted in any form or by any means, electronic or mechanical, including photocopying and recording of any kind, for any purpose, without the express written permission of BEHRINGER International GmbH. ALL RIGHTS RESERVED.

© 2008 BEHRINGER International GmbH, Hanns-Martin-Schleyer-Str. 36-38,
47877 Willich, Germany, Tel. +49 2154 9206 0, Fax +49 2154 9206 4903